

**BRIGHT-TOOLS**



山东金杰机械有限公司  
SHANDING JINJIE MACHINERY CO.,LTD

**TOOLING SYSTEM**

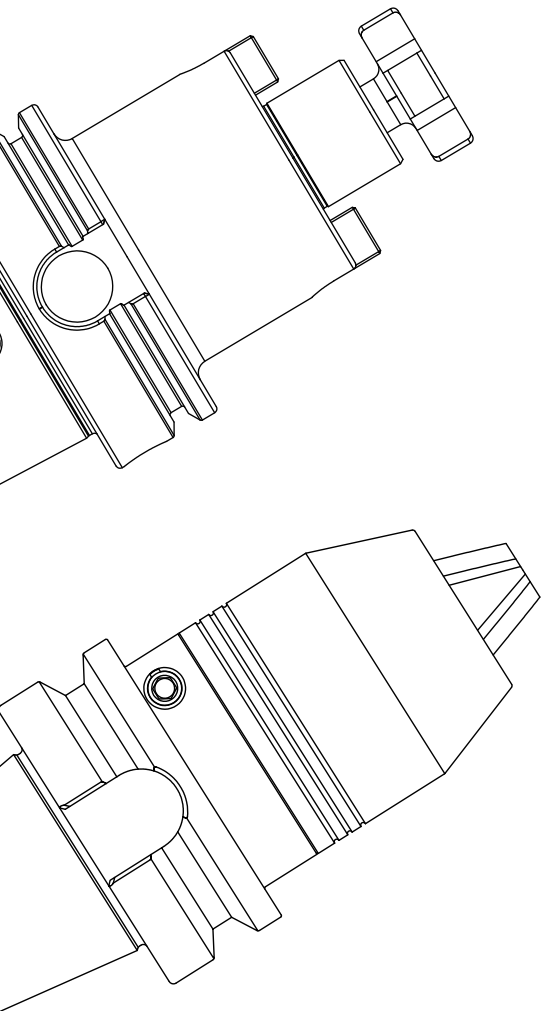


企业展示

Enterprise display



山东金杰机械有限公司  
SHANDING JINJIE MACHINERY CO.,LTD



JIS B 6339 (MAS 403 BT/BBT).....003-025  
BT 工具系统

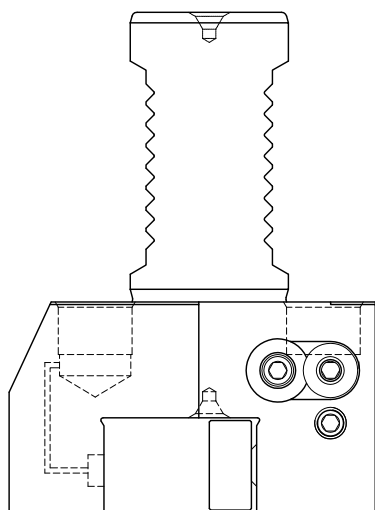
DIN 69871 SK / DSK.....003-025  
SK 工具系统

ANSI B5.50 CAT/SCAT.....003-025  
CAT 工具系统

DIN 69893 (ISO 12164) HSK.....003-025  
HSK 工具系统

DIN 2080 NT.....003-025  
NT 工具系统

GOST 25827-93.....003-025  
GOST 工具系统



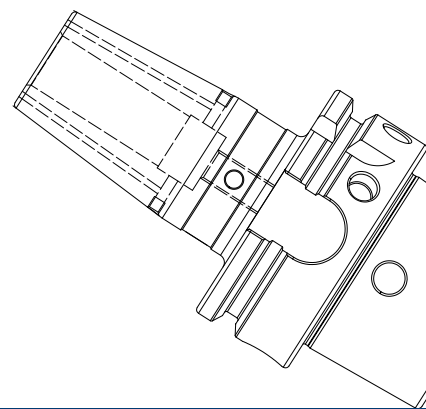
DIN 69880 VDI.....003-025  
VDI 工具系统

BMT.....003-025  
BMT 工具系统

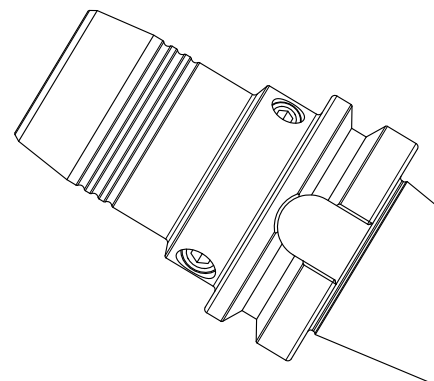
DRIVEN TOOLS.....003-025  
DRIVEN 工具系统



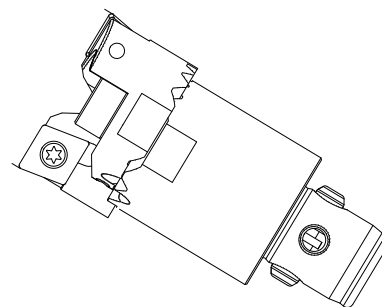
SHRINK FIT.....003-025  
热缩刀柄



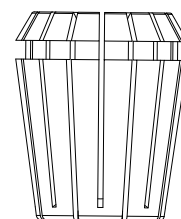
HYDRAULIC.....003-025  
液压刀柄



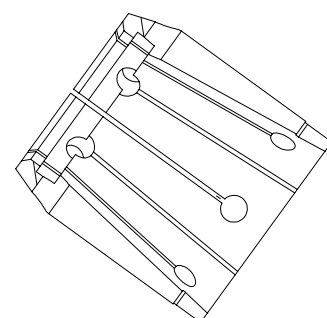
BORING.....003-025  
镗刀系统



ACCESSORY.....003-025  
附件



SPECIAL.....003-025  
非标定制





JIS B 6339 (MAS 403 BT/BBT).....003-025  
BT 工具系统

DIN 69871 SK / DSK.....003-025  
SK 工具系统

ANSI B5.50 CAT/SCAT.....003-025  
CAT 工具系统

DIN 69893 (ISO 12164) HSK.....003-025  
HSK 工具系统

DIN 2080 NT.....003-025  
NT 工具系统

GOST 25827-93.....003-025  
GOST 工具系统



DIN 69880 VDI.....003-025  
VDI 工具系统

BMT.....003-025  
BMT 工具系统

DRIVEN TOOLS.....003-025  
DRIVEN 工具系统

SHRINK FIT.....003-025  
热缩刀柄



HYDRAULIC.....003-025  
液压刀柄



BORING.....003-025  
镗刀系统



ACCESSORY.....003-025  
附件



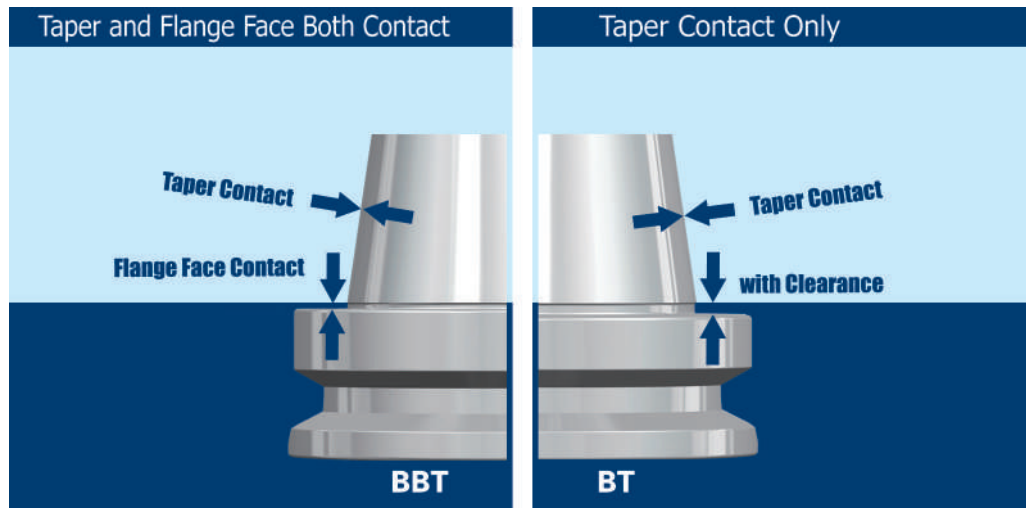
SPECIAL.....003-025  
非标定制



**TOOL HOLDERS**  
**BBT**  
**BT**



## BBT DualDrive (Double Contact) Tool Holders

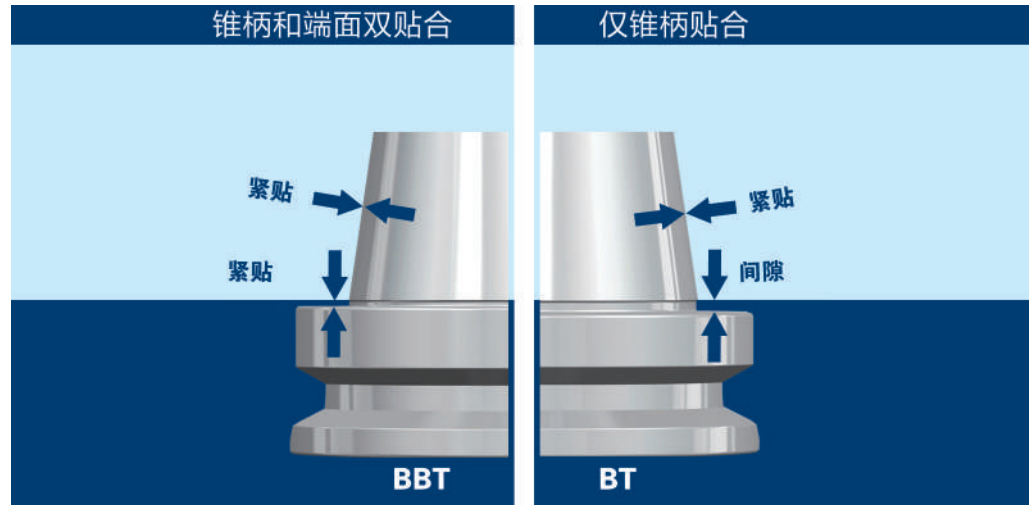


### BBT Advantages:

- \* Improve tool holder stability when high speed working.
- \* Improve workpiece surface finish.
- \* Improve working dimension accuracy.
- \* Improve ATC repeatability.
- \* Improve the roundness when boring operation.
- \* Extend cutting tool life.

ORDER SPECIFICATION:  
PLEASE CHANGE BT SIZES TO BBT ACCORDINGLY.  
PLEASE ORDER BBT SPINDLE FOR BETTER PERFORMANCE.

## BBT 双接触刀柄



使用 BBT 双接触刀柄优势：

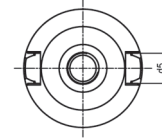
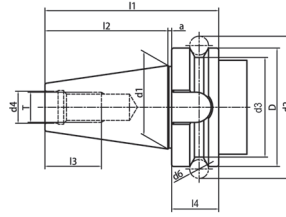

- \* 高速加工时提高刀柄稳定性；
- \* 提高工件表面光洁度；
- \* 提高加工精度；
- \* 提高 ATC 的重复精度；
- \* 提高镗孔加工圆度；
- \* 增加刀具使用寿命。

订购说明：

请把 BT 刀柄型号里的 BT 改为 BBT 即可；  
为了更好的使用效果，请订购带 BBT 主轴的加工中心。

## BT Taper Standard

### BT 锥柄标准



Size	D	d1	d2	d3	d4	d5	d6	l1	l2	l3	l4	d	T
BT30	46	31.75	56.144	38	12.5	16.1	8	70.4	48.4	24	20	2	M12*1.75
BT40	63	44.45	75.679	53	17	16.	10	92.4	65.4	30	25	2	M16*2.0
BT50	100	69.85	119.019	85	25	25.7	15	139.8	101.8	45	35	3	M24*3.0

**Taper standard:** JIS B 6339

**Material:** Alloyed case hardened steel

**Surface Treatment:** Blackening and Bright

**Taper tolerance:** <AT3

**Hardness:** HRC 56-60

**Carbon depth:** 0.8±0.2mm

**Surface Roughness:** Ra<0.005mm

**Balancing:** G6.3/15000; G2.5/25000

**Cooling:** AD; AD/B can be made by request.

## BT & BBT TOOLING SYSTEM

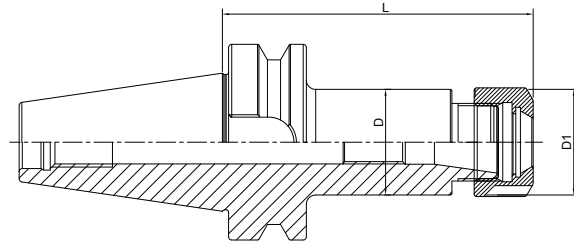
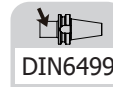
### BT 工具系统

ER Collet Chuck.....	A.06
ER 弹簧夹头刀柄.....	A.06
GER Collet Chuck .....	A.10
GER 弹簧夹头刀柄.....	A.10
Power Milling Chuck .....	A.11
强力铣刀柄 .....	A.11
OZ Collet Chuck.....	A.13
OZ 夹头刀柄.....	A.13
SKS Collet Chuck.....	A.14
SKS 高速筒夹刀柄.....	A.14
TG Collet Chuck .....	A.15
TG 超强力刀柄 .....	A.15
Precision Screw Collet Chuck .....	A.16
NDC 后拉刀柄.....	A.16
Face Mill Holder.....	A.18
面铣刀柄.....	A.18
Combi Shell Mill Holder.....	A.21
混合插入式铣刀柄.....	A.21
Side Cutter Arbor .....	A.23
侧铣刀柄.....	A.23
End Mill Holder.....	A.25
侧固刀柄.....	A.25
Morse Taper Adapter.....	A.30
带扁尾莫氏刀柄.....	A.30
Morse Taper Adapter.....	A.31
带螺纹孔莫氏刀柄 .....	A.31
Tool Holder Adapter Sleeve .....	A.32
转换刀柄.....	A.32
Drill Chuck Adapter.....	A.34
钻接杆 .....	A.34
APU Drill Chuck Holder .....	A.35
APU 钻夹头刀柄.....	A.35
Precision Drill Chuck Holder.....	A.36
精密钻夹头刀柄 .....	A.36
Quick Change Tapping Chuck.....	A.37
弹性快换攻丝刀柄 .....	A.37
Screw-in Milling Cutter Holder.....	A.38
SOM 锁牙刀柄.....	A.38
Runout Adjustable Flange Adapter .....	A.41
可调节精度法兰刀柄 .....	A.41
UM Adjustable.....	A.42
UM调零刀柄 .....	A.42
Boring Bar Blank.....	A.43
基础柄 .....	A.43
Test Arbor.....	A.44
主轴检测棒.....	A.44
Alignment Tool for ATC Arm .....	A.45
调整机械手用组合模具.....	A.45





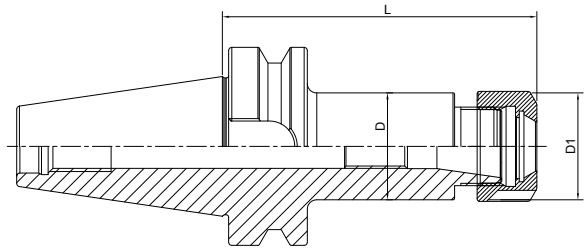
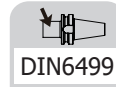
## ER Collet Chuck with UM Nut ER 弹簧夹头刀柄



Size	D	D1	L	Capacity
BT30-ER16UM-70	28	32	70	1-10
BT30-ER20UM-70	34	35	70	1-13
BT30-ER25-70	42	42	70	2-16
BT30-ER32-70	40	50	70	2-20
BT30-ER40-70	50	63	70	3-26
BT30-ER16UM-100	28	32	100	1-10
BT30-ER20UM-100	34	35	100	1-13
BT30-ER25-100	42	42	100	2-16
BT30-ER32-100	40	50	100	2-20
BT40-ER16UM-70	28	32	70	1-10
BT40-ER20UM-70	34	35	70	1-13
BT40-ER25-70	42	42	70	2-16
BT40-ER32-70	50	50	70	2-20
BT40-ER40-80	50	63	80	3-26
BT40-ER16UM-100	28	32	100	1-10
BT40-ER20UM-100	34	35	100	1-13
BT40-ER25-100	42	42	100	2-16
BT40-ER32-100	50	50	100	2-20
BT40-ER40-100	50	63	100	3-26
BT40-ER16UM-160	28	32	160	1-10
BT40-ER20UM-160	34	35	160	1-13
BT40-ER25-160	42	42	160	2-16
BT40-ER32-160	50	50	160	2-20
BT40-ER40-160	50	63	160	3-26
BT40-ER16UM-200	28	32	200	1-10
BT40-ER20UM-200	34	35	200	1-13
BT40-ER25-200	42	42	200	2-16
BT40-ER32-200	50	50	200	2-20
BT40-ER40-200	50	63	200	3-26



**ER Collet Chuck with UM Nut**  
**ER 弹簧夹头刀柄**

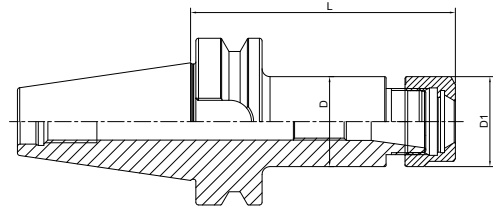
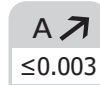


Size	D	D1	L	Capacity
BT50-ER16UM-70	28	32	70	1-10
BT50-ER20UM-70	34	35	70	1-13
BT50-ER25-70	42	42	70	2-16
BT50-ER32-70	40	50	70	2-20
BT50-ER40-80	63	63	80	3-26
BT50-ER50-100	64	78	100	6-34
BT50-ER16UM-100	28	32	100	1-10
BT50-ER20UM-100	34	35	100	1-13
BT50-ER25-100	42	42	100	2-16
BT50-ER32-100	50	50	100	2-20
BT50-ER40-100	63	63	100	3-26
BT50-ER16UM-160	28	32	160	1-10
BT50-ER20UM-160	34	35	160	1-13
BT50-ER25-160	42	42	160	2-16
BT50-ER32-160	50	50	160	2-20
BT50-ER40-160	63	63	160	3-26
BT50-ER16UM-200	28	32	200	1-10
BT50-ER20UM-200	34	35	200	1-13
BT50-ER25-200	42	42	200	2-16
BT50-ER32-200	50	50	200	2-20
BT50-ER40-200	63	63	200	3-26
BT50-ER25-250	42	42	250	2-16
BT50-ER32-250	50	50	250	2-20
BT50-ER40-250	63	63	250	3-26
BT50-ER25-300	42	42	300	2-16
BT50-ER32-300	50	50	300	2-20
BT50-ER40-300	63	63	300	3-26



## ER Collet Chuck with Hex Nut

### ER 弹簧夹头刀柄



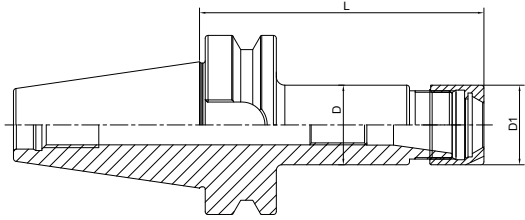
Size	D	D1	L	Capacity
BT30-ER16A-70	28	28	70	1-10
BT30-ER20A-70	34	34	70	1-13
BT30-ER16A-100	28	28	100	1-10
BT30-ER20A-100	34	34	100	1-13
BT40-ER16A-70	28	28	70	1-10
BT40-ER20A-70	34	34	70	1-13
BT40-ER16A-100	28	28	100	1-10
BT40-ER20A-100	34	34	100	1-13
BT40-ER16A-160	28	28	160	1-10
BT40-ER20A-160	34	34	160	1-13
BT40-ER16A-200T	28	28	200	1-10
BT40-ER20A-200	34	34	200	1-13
BT50-ER16A-70	28	28	70	1-10
BT50-ER20A-70	34	34	70	1-13
BT50-ER16A-100	28	28	100	1-10
BT50-ER20A-100	34	34	100	1-13
BT50-ER16A-160	28	28	160	1-10
BT50-ER20A-160	34	34	160	1-13
BT50-ER16A-200T	28	28	200	1-10
BT50-ER20A-200	34	34	200	1-13

T refers to cutter side with taper design  
T 代表刀具端锥柄设计



**ER Collet Chuck with Mini Nut**  
**ER 弹簧夹头刀柄**

DIN6499	A $\leq 0.003$	G Value G6.3 G2.5	AD AD/B
---------	----------------	----------------------	---------



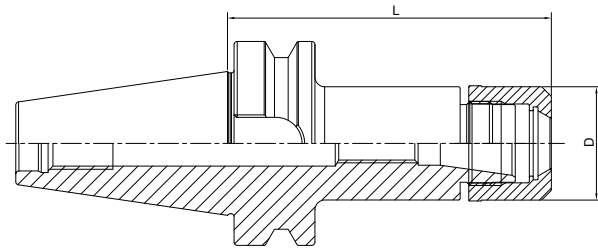
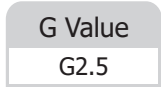
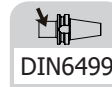
Size	D	D1	L	Capacity
BT30-ER11M-70	16	16	70	1-7
BT30-ER16M-70	22	22	70	1-10
BT40-ER11M-70	16	16	70	1-7
BT40-ER16M-70	22	22	70	1-10
BT40-ER20M-70	28	28	70	1-13
BT40-ER25M-70	35	35	70	2-16
BT40-ER11M-100	16	16	100	1-7
BT40-ER16M-100	22	22	100	1-10
BT40-ER20M-100	28	28	100	1-13
BT40-ER25M-100	35	35	100	2-16
BT40-ER11M-160T	16	16	160	1-7
BT40-ER16M-160T	22	22	160	1-10
BT40-ER20M-160	28	28	160	1-13
BT40-ER25M-160	35	35	160	2-16
BT50-ER16M-100	22	22	100	1-10
BT50-ER20M-100	28	28	100	1-13
BT50-ER25M-100	35	35	100	2-16
BT50-ER16M-160T	22	22	160	1-10
BT50-ER20M-160	28	28	160	1-13
BT50-ER25M-160	35	35	160	2-16

T refers to cutter side with taper design  
T 代表刀具端锥柄设计






## ER Collet Chuck with GER Nut ER 弹簧夹头刀柄



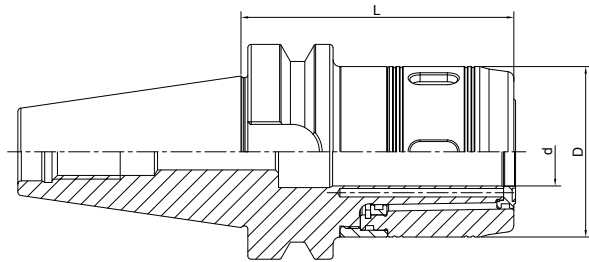
Size	D1	L	Capacity
BT30-GER16-70	30	70	1-10
BT30-GER20-70	35	70	1-13
BT30-GER25-70	40	70	2-16
BT30-GER32-70	48	70	2-20
BT40-GER16-70	30	70	1-10
BT40-GER20-70	35	70	1-13
BT40-GER25-70	40	70	2-16
BT40-GER32-70	48	70	2-20
BT40-GER16-100	30	100	1-10
BT40-GER20-100	35	100	1-13
BT40-GER25-100	40	100	2-16
BT40-GER32-100	48	100	2-20
BT50-GER16-100	30	100	1-10
BT50-GER20-100	35	100	1-13
BT50-GER25-100	40	100	2-16
BT50-GER32-100	48	100	2-20




**Power Milling Chuck**  
**强力铣刀柄**



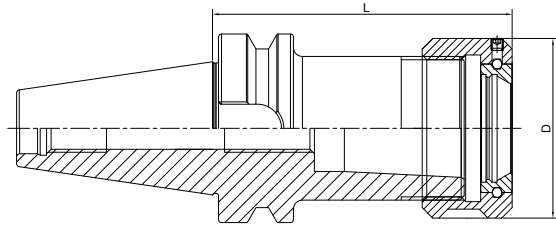
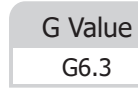
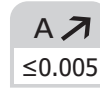
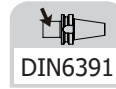
A ↗ ≤0.008	G Value G6.3	AD
---------------	-----------------	----



Size	d	D	L	Capacity
BT30-HC20-80	20	50	80	3-16; 20
BT30-HC25-90	25	59	90	3-20; 25
BT30-HC32-110	32	72	110	3-25; 32
BT40-HC20-90	20	50	90	3-16; 20
BT40-HC25-100	25	59	100	3-20; 25
BT40-HC32-90	32	72	90	3-25; 32
BT40-HC32-105	32	72	105	3-25; 32
BT40-HC32-165	32	72	165	3-25; 32
BT40-HC42-130	42	99	130	3-32; 42
BT50-HC20-105	20	50	105	3-16; 20
BT50-HC25-105	25	59	105	3-20; 25
BT50-HC32-110	32	72	110	3-25; 32
BT50-HC42-110	42	99	110	3-32; 42
BT50-HC32-165	32	72	165	3-25; 32
BT50-HC32-200	32	72	200	3-25; 32
BT50-HC32-250	32	72	250	3-25; 32
BT50-HC32-300	32	72	300	3-25; 32



**OZ Collet Chuck**  
**OZ 夹头刀柄**



Size	D	L	Capacity
BT30-OZ16-70	43	70	3-16
BT30-OZ25-80	60	80	3-25
BT40-OZ16-70	43	70	3-16
BT40-OZ25-70	60	70	3-25
BT40-OZ32-80	72	80	6-32
BT50-OZ25-85	60	85	3-25
BT50-OZ32-90	72	90	6-32

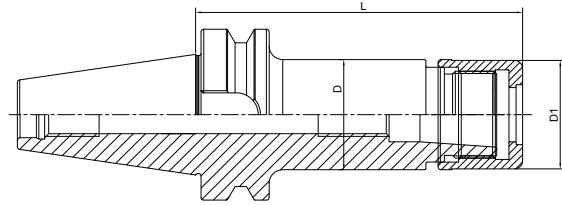


## High Speed SKS Collet Chuck SKS 高速筒夹刀柄

A ↗  
≤0.003

G Value  
G2.5

AD

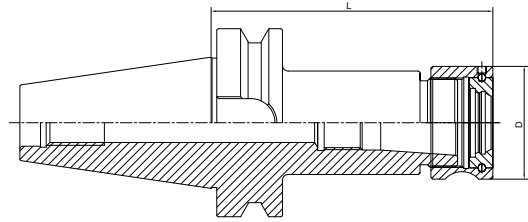


Size	D	D1	L	Capacity	M
BT30-SKS10-60	27.5	27.1	60	2-10	M21.5*1
BT30-SKS16-60	40.6	40	60	3-16	M32*1.5
BT30-SKS10-90	27.5	27.1	90	2-10	M21.5*1
BT30-SKS16-90	40.6	40	90	3-16	M32*1.5
BT40-SKS10-60	27.5	27.1	60	2-10	M21.5*1
BT40-SKS16-70	40.6	40	70	3-16	M32*1.5
BT40-SKS10-90	27.5	27.1	90	2-10	M21.5*1
BT40-SKS16-90	40.6	40	90	3-16	M32*1.5
BT40-SKS20-90	48.5	48	90	2-20	M40*1
BT40-SKS25-90	55.6	55	90	6-25	M45*1.5
BT40-SKS10-120	27.5	27.1	120	2-10	M21.5*1
BT40-SKS16-120	40.6	40	120	3-16	M32*1.5
BT40-SKS20-120	48.5	48	120	2-20	M40*1
BT40-SKS25-120	55.6	55	120	6-25	M45*1.5
BT50-SK10-100	27.5	27.1	100	2-10	M21.5*1
BT50-SK16-100	40.6	40	100	3-16	M32*1.5
BT50-SKS10-120	27.5	27.1	120	2-10	M21.5*1
BT50-SKS16-120	40.6	40	120	3-16	M32*1.5
BT50-SKS10-165	27.5	27.1	165	2-10	M21.5*1
BT50-SKS16-165	40.6	40	165	3-16	M32*1.5



**TG Collet Chuck**  
**TG 超強力刀柄**

A ↗ ≤0.005	G Value G6.3	AD
---------------	-----------------	----



Size	D	L	Collet	Capacity
BT30-TG75-70	50	70	TG 75	2-20
BT30-TG75-100	50	100	TG 75	2-20
BT30-TG100-100	60	100	TG 100	3-25
BT40-TG75-70	50	70	TG 75	2-20
BT40-TG100-80	60	80	TG 100	3-25
BT40-TG100-100	60	100	TG 100	3-25
BT40-TG100-150	60	150	TG 100	3-25
BT50-TG100-90	60	90	TG 100	3-25
BT50-TG100-150	60	150	TG 100	3-25

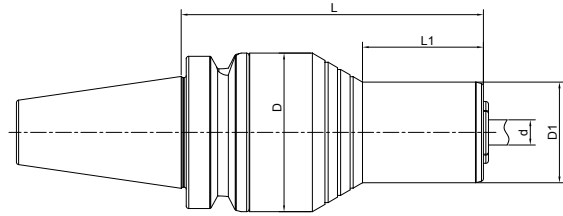


## Precision Screw Collet Chuck NDC 后拉刀柄


A ↗  
≤0.003

G Value  
G6.3

AD

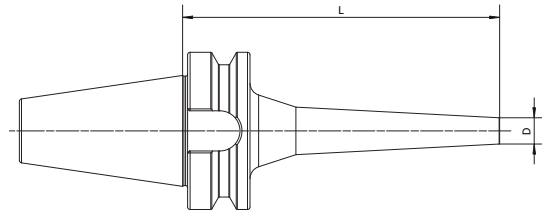


Size	L	L1	D	D1	Capacity
BT30-NDC20-100	100	20	53	40	3-20
BT40-NDC20-75	75	15	63	40	3-20
BT40-NDC20-120	120	48	63	40	3-20
BT40-NDC20-156	156	84	63	40	3-20
BT40-NDC25-122	122	-	63	-	16-32
BT40-NDC32-125	125	-	63	-	16-32
BT50-NDC20-86	86	15	63	40	3-20
BT50-NDC20-131	131	45	63	40	3-20
BT50-NDC20-167	167	48	63	40	3-20
BT50-NDC25-133	133	-	70	-	16-32
BT50-NDC32-136	136	-	70	-	16-32



**Pull Back Collet Chuck**  
**DC 后拉刀柄**

A ↗ ≤0.003	G Value G6.3	AD
---------------	-----------------	----



Size	L	D	Capacity
BT30-DC06-60	60	14	1-6
BT30-DC06-90	90	14	1-6
BT30-DC06-120	120	14	1-6
BT30-DC08-60	60	22	1-10
BT30-DC08-90	90	22	1-10
BT30-DC08-120	120	22	1-10
BT30-DC12-80	80	34	1-12
BT40-DC06-60	60	14	1-6
BT40-DC06-90	90	14	1-6
BT40-DC06-120	120	14	1-6
BT40-DC06-150	150	14	1-6
BT40-DC08-60	60	22	1-10
BT40-DC08-90	90	22	1-10
BT40-DC08-120	120	22	1-10
BT40-DC08-150	150	22	1-10
BT40-DC08-200	200	22	1-10
BT40-DC12-90	90	34	1-12
BT40-DC12-120	120	34	1-12
BT40-DC12-150	150	34	1-12
BT40-DC12-200	200	34	1-12
BT50-DC06-120	120	14	1-6
BT50-DC06-150	150	14	1-6
BT50-DC08-120	120	22	1-10
BT50-DC08-150	150	22	1-10
BT50-DC08-200	200	22	1-10
BT50-DC12-120	120	34	1-12
BT50-DC12-150	150	34	1-12
BT50-DC12-200	200	34	1-12



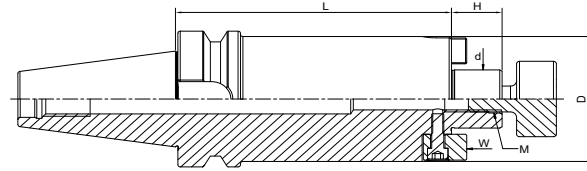


## Face Mill Holder Inch 英制面铣刀柄

A ↗  
≤0.005

G Value  
G6.3 G2.5

AD AD/B

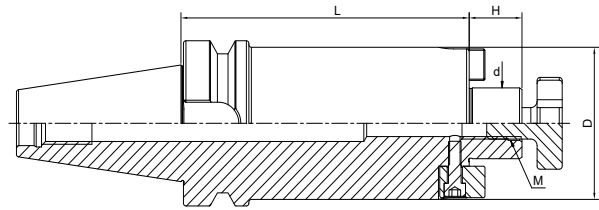


Size	d	L	D	H	M
BT40-FMA3/4"-40	3/4"	40	42.926	17.45	3/8-24
BT40-FMA1"-40	1"	40	55.626	17.45	1/2-20
BT40-FMA1-1/4"-50	1-1/4"	50	69.85	17.45	5/8-18
BT40-FMA1-1/2"-50	1-1/2"	50	78	23.83	3/4-16
BT40-FMA3/4"-100	3/4"	100	42.926	17.45	3/8-24
BT40-FMA1"-100	1"	100	55.626	17.45	1/2-20
BT40-FMA1-1/4"-100	1-1/4"	100	69.85	17.45	5/8-18
BT40-FMA1-1/2"-100	1-1/2"	100	78	23.83	3/4-16
BT40-FMA3/4"-150	3/4"	150	42.926	17.45	3/8-24
BT40-FMA1"-150	1"	150	55.626	17.45	1/2-20
BT40-FMA1-1/4"-150	1-1/4"	150	69.85	17.45	5/8-18
BT40-FMA1-1/2"-150	1-1/2"	150	78	23.83	3/4-16
BT50-FMA3/4"-40	3/4"	40	42.926	17.45	3/8-24
BT50-FMA1"-40	1"	40	55.626	17.45	1/2-20
BT50-FMA1-1/4"-50	1-1/4"	50	69.85	17.45	5/8-18
BT50-FMA1-1/2"-50	1-1/2"	50	78	23.83	3/4-16
BT50-FMA3/4"-100	3/4"	100	42.926	17.45	3/8-24
BT50-FMA1"-100	1"	100	55.626	17.45	1/2-20
BT50-FMA1-1/4"-100	1-1/4"	100	69.85	17.45	5/8-18
BT50-FMA1-1/2"-100	1-1/2"	100	78	23.83	3/4-16
BT50-FMA3/4"-150	3/4"	150	42.926	17.45	3/8-24
BT50-FMA1"-150	1"	150	55.626	17.45	1/2-20
BT50-FMA1-1/4"-150	1-1/4"	150	69.85	17.45	5/8-18
BT50-FMA1-1/2"-150	1-1/2"	150	78	23.83	3/4-16



**Face Mill Holder**  
**面铣刀柄**

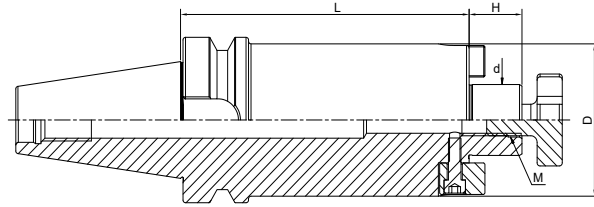
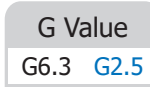
DIN6357    
 A  $\leq 0.005$     
 G Value G6.3 G2.5    
 AD AD/B



Size	d	L	D	H	M
BT30-FMB16-40	16	40	38	17	M8
BT30-FMB22-40	22	40	48	19	M10
BT30-FMB27-40	27	40	58	21	M12
BT30-FMB32-50	32	50	78	24	M16
BT40-FMB16-40	16	40	38	17	M8
BT40-FMB22-40	22	40	48	19	M10
BT40-FMB27-40	27	40	58	21	M12
BT40-FMB32-50	32	50	78	24	M16
BT40-FMB40-50	40	50	88	27	M20
BT40-FMB22-60	22	60	48	19	M10
BT40-FMB27-60	27	60	58	21	M12
BT40-FMB32-60	32	60	78	24	M16
BT40-FMB40-60	40	60	88	27	M20
BT40-FMB16-100	16	100	38	17	M8
BT40-FMB22-100	22	100	48	19	M10
BT40-FMB27-100	27	100	58	21	M12
BT40-FMB32-100	32	100	78	24	M16
BT40-FMB40-100	40	100	88	27	M20
BT40-FMB16-160	16	160	38	17	M8
BT40-FMB22-160	22	160	48	19	M10
BT40-FMB27-160	27	160	58	21	M12
BT40-FMB32-160	32	160	78	24	M16
BT40-FMB40-160	40	160	88	27	M20
BT40-FMB22-200	22	200	48	19	M10
BT40-FMB27-200	27	200	58	21	M12
BT40-FMB32-200	32	200	78	24	M16
BT40-FMB40-200	40	200	88	27	M20
BT40-FMB22-250	22	250	48	19	M10
BT40-FMB22-300	22	300	48	19	M10



## Face Mill Holder 面铣刀柄

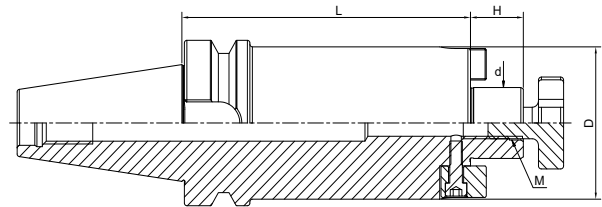


Size	d	L	D	H	M
BT50-FMB16-40	16	40	38	17	M8
BT50-FMB22-40	22	40	48	19	M10
BT50-FMB27-40	27	40	58	21	M12
BT50-FMB32-50	32	50	78	24	M16
BT50-FMB40-50	40	50	88	27	M20
BT50-FMB60-75	60	75	129	25	M30
BT50-FMB22-60	22	60	48	19	M10
BT50-FMB27-60	27	60	58	21	M12
BT50-FMB32-60	32	60	78	24	M16
BT50-FMB40-60	40	60	88	27	M20
BT50-FMB16-100	16	100	38	17	M8
BT50-FMB22-100	22	100	48	19	M10
BT50-FMB27-100	27	100	58	21	M12
BT50-FMB32-100	32	100	78	24	M16
BT50-FMB40-100	40	100	88	27	M20
BT50-FMB22-160	22	160	48	19	M10
BT50-FMB27-160	27	160	58	21	M12
BT50-FMB32-160	32	160	78	24	M16
BT50-FMB40-160	40	160	88	27	M20



**Face Mill Holder**  
**面铣刀柄**

DIN6357	A $\leq 0.005$	G Value G6.3 G2.5	AD AD/B
---------	----------------	----------------------	---------




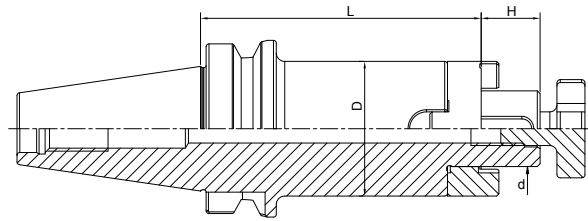
Size	d	L	D	H	M
BT50-FMB22-200	22	200	48	19	M10
BT50-FMB27-200	27	200	58	21	M12
BT50-FMB32-200	32	200	78	24	M16
BT50-FMB40-200	40	200	88	27	M20
BT50-FMB22-250	22	250	48	19	M10
BT50-FMB27-250	27	250	58	21	M12
BT50-FMB32-250	32	250	78	24	M16
BT50-FMB40-250	40	250	88	27	M20
BT50-FMB22-300	22	300	48	19	M10
BT50-FMB27-300	27	300	58	21	M12
BT50-FMB32-300	32	300	78	24	M16
BT50-FMB40-300	40	300	88	27	M20
BT50-FMB22-100(D=60)	22	100	60	19	M10
BT50-FMB22-150/160(D=60)	22	150	60	19	M10
BT50-FMB22-200(D=60)	22	200	60	19	M10
BT50-FMB22-250(D=60)	22	250	60	19	M10
BT50-FMB22-300(D=60)	22	300	60	19	M10



## Combi Shell Mill Holder 混合插入式铣刀柄


  
DIN6358


  
A  $\leq 0.005$ 

  
G Value  
G6.3


  
AD AD/B


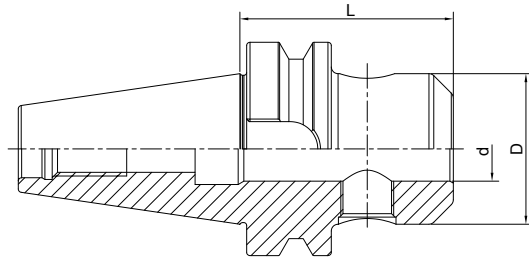
Size	d	D	H	L
BT40-SEMC16-55	16	32	17	55
BT40-SEMC22-55	22	40	19	55
BT40-SEMC27-55	27	48	21	55
BT40-SEMC32-60	32	58	24	60
BT40-SEMC40-60	40	70	27	60
BT40-SEMC16-100	16	32	17	100
BT40-SEMC22-100	22	40	19	100
BT40-SEMC27-100	27	48	21	100
BT40-SEMC32-100	32	58	24	100
BT40-SEMC40-100	40	70	27	100
BT40-SEMC16-160	16	32	17	160
BT40-SEMC22-160	22	40	19	160
BT40-SEMC27-160	27	48	21	160
BT40-SEMC32-160	32	58	24	160
BT40-SEMC40-160	40	70	27	160
BT50-SEMC16-70	16	32	17	70
BT50-SEMC22-70	22	40	19	70
BT50-SEMC27-70	27	48	21	70
BT50-SEMC32-70	32	58	24	70
BT50-SEMC40-70	40	70	27	70
BT50-SEMC16-100	16	32	17	100
BT50-SEMC22-100	22	40	19	100
BT50-SEMC27-100	27	48	21	100
BT50-SEMC32-100	32	58	24	100
BT50-SEMC40-100	40	70	27	100
BT50-SEMC16-160	16	32	17	160
BT50-SEMC22-160	22	40	19	160
BT50-SEMC27-160	27	48	21	160
BT50-SEMC32-160	32	58	24	160
BT50-SEMC40-160	40	70	27	160



**End Mill Holder Weldon**  
**侧固刀柄**



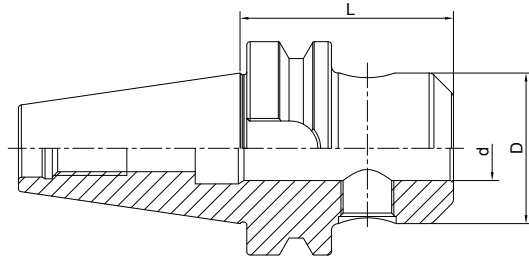
DIN6359/1835B	A ↗ ≤0.005	G Value G6.3 G2.5	AD AD/B
---------------	------------	-------------------	---------



Size	d	D	L
BT30-SLA06-50	6	25	50
BT30-SLA08-50	8	28	50
BT30-SLA10-50	10	35	50
BT30-SLA12-50	12	42	50
BT30-SLA14-50	14	44	50
BT30-SLA16-63	16	48	63
BT30-SLA18-63	18	50	63
BT30-SLA20-63	20	52	63
BT30-SLA25-90	25	65	90
BT40-SLA06-50	6	25	50
BT40-SLA08-50	8	28	50
BT40-SLA10-63	10	35	63
BT40-SLA12-63	12	42	63
BT40-SLA14-63	14	44	63
BT40-SLA16-63	16	48	63
BT40-SLA18-63	18	50	63
BT40-SLA20-63	20	52	63
BT40-SLA25-90	25	65	90
BT40-SLA32-100	32	72	100
BT40-SLA40-120	40	80	120
BT40-SLA06-100	6	25	100
BT40-SLA08-100	8	28	100
BT40-SLA10-100	10	35	100
BT40-SLA12-100	12	42	100
BT40-SLA14-100	14	44	100
BT40-SLA16-100	16	48	100
BT40-SLA18-100	18	50	100
BT40-SLA20-100	20	52	100



## End Mill Holder Weldon 侧固刀柄



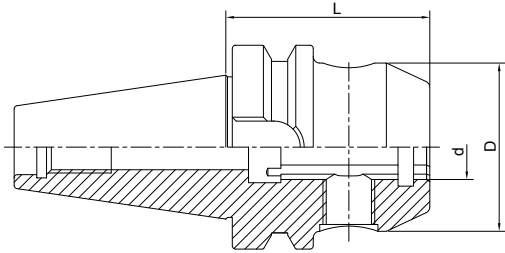
Size	d	D	L
BT40-SLA06-160	6	25	160
BT40-SLA08-160	8	28	160
BT40-SLA10-160	10	35	160
BT40-SLA12-160	12	42	160
BT40-SLA14-160	14	44	160
BT40-SLA16-160	16	48	160
BT40-SLA18-160	18	50	160
BT40-SLA20-160	20	52	160
BT40-SLA25-160	25	65	160
BT40-SLA32-160	32	72	160
BT40-SLA40-160	40	80	160
BT50-SLA06-63	6	25	63
BT50-SLA08-63	8	28	63
BT50-SLA10-63	10	35	63
BT50-SLA12-80	12	42	80
BT50-SLA14-80	14	44	80
BT50-SLA16-80	16	48	80
BT50-SLA18-80	18	50	80
BT50-SLA20-80	20	52	80
BT50-SLA25-100	25	65	100
BT50-SLA32-105	32	72	105
BT50-SLA40-110	40	80	110
BT50-SLA50-125	50	98	125
BT50-SLA06-160	6	25	160
BT50-SLA08-160	8	28	160
BT50-SLA10-160	10	35	160
BT50-SLA12-160	12	42	160
BT50-SLA14-160	14	44	160
BT50-SLA16-160	16	48	160
BT50-SLA18-160	18	50	160
BT50-SLA20-160	20	52	160
BT50-SLA25-160	25	65	160
BT50-SLA32-160	32	72	160
BT50-SLA40-160	40	80	160





**End Mill Holder with Coolant Channels**  
**侧固刀柄，端面出水型**

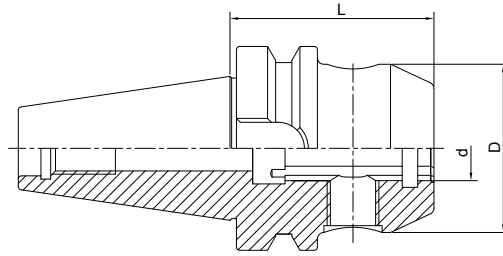
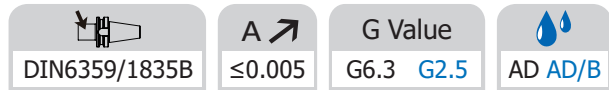
DIN6359/1835B	A $\leq 0.005$	G Value G6.3 G2.5	AD AD/B
---------------	----------------	----------------------	---------



Size	d	D	L
BT40-SLA06-50K	6	25	50
BT40-SLA08-50K	8	28	50
BT40-SLA10-63K	10	35	63
BT40-SLA12-63K	12	42	63
BT40-SLA14-63K	14	44	63
BT40-SLA16-63K	16	48	63
BT40-SLA18-63K	18	50	63
BT40-SLA20-63K	20	52	63
BT40-SLA25-90K	25	65	90
BT40-SLA32-100K	32	72	100
BT40-SLA40-120K	40	80	120
BT40-SLA06-100K	6	25	100
BT40-SLA08-100K	8	28	100
BT40-SLA10-100K	10	35	100
BT40-SLA12-100K	12	42	100
BT40-SLA14-100K	14	44	100
BT40-SLA16-100K	16	48	100
BT40-SLA18-100K	18	50	100
BT40-SLA20-100K	20	52	100




## End Mill Holder with Coolant Channels 侧固刀柄，端面出水型

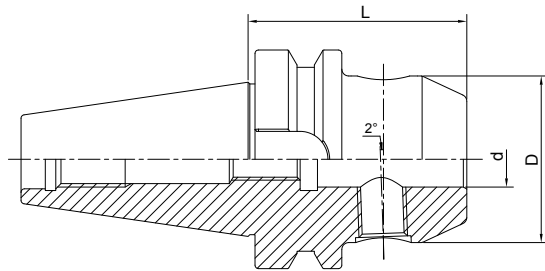


Size	d	D	L
BT50-SLA06-63K	6	25	63
BT50-SLA08-63K	8	28	63
BT50-SLA10-63K	10	35	63
BT50-SLA12-80K	12	42	80
BT50-SLA14-80K	14	44	80
BT50-SLA16-80K	16	48	80
BT50-SLA18-80K	18	50	80
BT50-SLA20-80K	20	52	80
BT50-SLA25-100K	25	65	100
BT50-SLA32-105K	32	72	105
BT50-SLA40-110K	40	80	110
BT50-SLA06-100K	6	25	100
BT50-SLA08-100K	8	28	100
BT50-SLA10-100K	10	35	100
BT50-SLA12-100K	12	42	100
BT50-SLA14-100K	14	44	100
BT50-SLA16-100K	16	48	100
BT50-SLA18-100K	18	50	100
BT50-SLA20-100K	20	52	100



**End Mill Holder Whistle Notch**  
**側固式铣刀柄，斜 2 度**

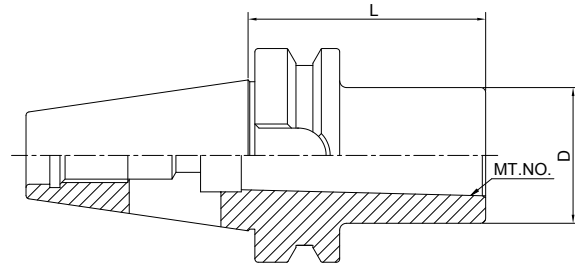
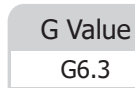
 DIN6359/1835B	 A $\nearrow$ $\leq 0.005$	G Value G6.3 G2.5	 AD AD/B
--	---	----------------------	--



Size	d	D	L
BT40-SLB06-50	6	25	50
BT40-SLB08-50	8	28	50
BT40-SLB10-63	10	35	63
BT40-SLB12-63	12	42	63
BT40-SLB14-63	14	44	63
BT40-SLB16-63	16	48	63
BT40-SLB18-63	18	50	63
BT40-SLB20-63	20	52	63
BT40-SLB25-90	25	65	90
BT40-SLB32-100	32	72	100
BT40-SLB40-120	40	80	120
BT50-SLB06-63	6	25	63
BT50-SLB08-63	8	28	63
BT50-SLB10-63	10	35	63
BT50-SLB12-80	12	42	80
BT50-SLB14-80	14	44	80
BT50-SLB16-80	16	48	80
BT50-SLB18-80	18	50	80
BT50-SLB20-80	20	52	80
BT50-SLB25-100	25	65	100
BT50-SLB32-105	32	72	105
BT50-SLB40-110	40	80	110



## Morse Taper Adapter with Tang 带扁尾莫氏刀柄

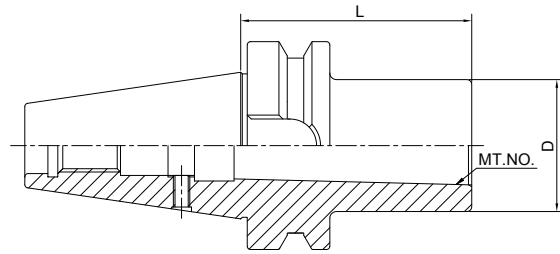


Size	MT.NO.	D	L
BT30-MTA1-45	1	25	45
BT30-MTA2-60	2	32	60
BT30-MTA3-75	3	40	75
BT40-MTA1-50	1	25	50
BT40-MTA2-50	2	32	50
BT40-MTA3-70	3	40	70
BT40-MTA4-95	4	48	95
BT50-MTA1-45	1	25	45
BT50-MTA2-60	2	32	60
BT50-MTA3-65	3	40	65
BT50-MTA3-180	3	40	180
BT50-MTA4-95	4	48	95
BT50-MTA4-180	4	48	180
BT50-MTA5-105	5	63	105



**Morse Taper Adapter with Drawbar**  
带螺纹孔莫氏刀柄

DIN6364	A $\leq 0.005$	G Value G6.3	A
---------	----------------	--------------	---



Size	MT.NO.	D	L
BT40-MTB1-50	1	25	50
BT40-MTB2-50	2	32	50
BT40-MTB3-70	3	40	70
BT40-MTB4-95	4	48	95
BT50-MTB1-45	1	25	45
BT50-MTB2-60	2	32	60
BT50-MTB3-65	3	40	65
BT50-MTB4-70	4	48	70
BT50-MTB5-120	5	63	120

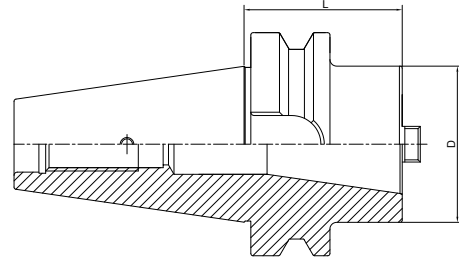


## Tool Holder Adatper Sleeve 转换刀柄

A ↗  
≤0.005

G Value  
G6.3

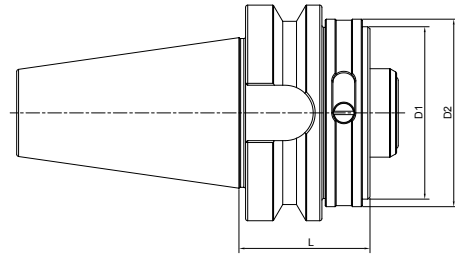
  
A



Size	D	L
BT40-BT30-60	63	60
BT40-BT40-100	63	100
BT50-BT40-70	70	70
BT50-BT50-120	97	120



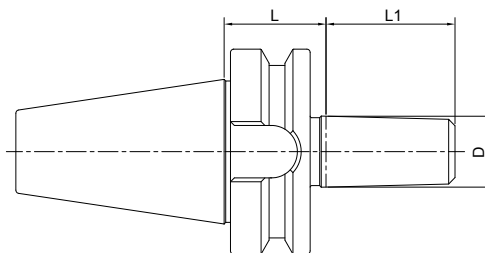
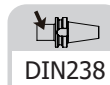
**Tool Holder Adatper Sleeve**  
**转换刀柄**



Size	D1	D2	L
BT30-HSK32C-40	32	37	40
BT30-HSK40C-40	40	45	40
BT40-HSK32C-40	32	37	40
BT40-HSK40C-40	40	45	40
BT40-HSK50C-50	50	55	50
BT40-HSK63C-70	63	70	70
BT50-HSK32C-50	32	37	50
BT50-HSK40C-50	40	45	50
BT50-HSK50C-60	50	55	60
BT50-HSK63C-60	63	70	60
BT50-HSK80C-60	80	87	60
BT50-HSK100C-90	100	110	90



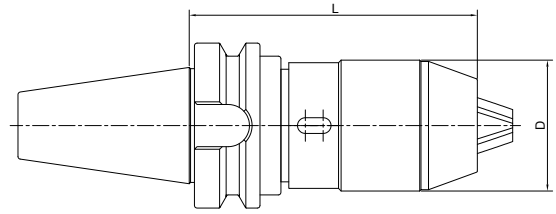
## Drill Chuck Adapter 钻接杆



Size	D	L	L1
BT30-B12-25	B12	25	18.5
BT30-B16-25	B16	25	24
BT40-B12-32	B12	32	18.5
BT40-B16-32	B16	32	24
BT40-B18-32	B18	32	32
BT40-B22-32	B22	32	40.5
BT50-B16-45	B16	45	24
BT50-B18-45	B18	45	32
BT50-B22-45	B22	45	40.5



**APU Drill Chuck Holder**  
**APU 钻夹头刀柄**



Size	D	L	Capacity
BT30-APU08-80	36	80	1-8
BT30-APU13-110	48	110	1-13
BT40-APU08-85	36	85	1-8
BT40-APU13-105	48	105	1-13
BT40-APU16-110	53	110	3-16
BT50-APU08-90	36	90	1-8
BT50-APU13-105	48	105	1-13
BT50-APU16-115	53	115	3-16



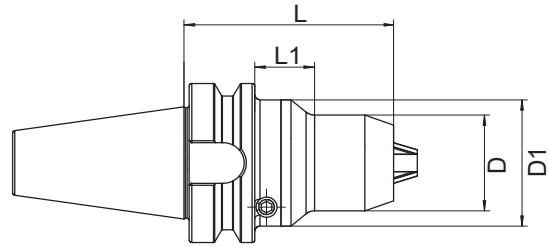
## Precision Drill Chuck Holder

### 精密钻夹头刀柄


A ↗  
≤0.03

G Value  
G6.3

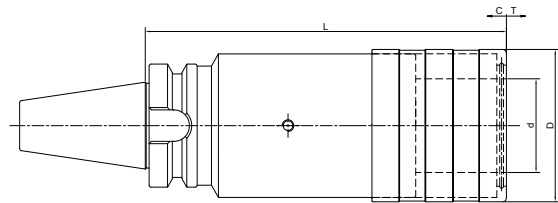
AD




Size	D	D1	L	L1	Capacity
BT30-CPU10-80	38	50	80	26	0.5-10
BT40-CPU10-80	38	50	80	21	0.5-10
BT40-CPU13-90	50	-	90	-	1-13
BT40-CPU16-90	50	-	90	-	1-16
BT50-CPU13-100	50	-	100	-	1-13
BT50-CPU16-100	50	-	100	-	1-16



## Quick Change Tapping Chuck with Length Compensation 弹性快换攻丝刀柄



Size	d	D	L	T	C
BT30-TC312-70	19	38	70	7.5	7.5
BT30-TC820-95	31	54	95	12.5	12.5
BT40-TC312-65	19	38	65	7.5	7.5
BT40-TC820-93	31	53	93	12.5	12.5
BT40-TC1433-166	48	78	166	22	22
BT50-TC312-100	19	38	100	7.5	7.5
BT50-TC820-100	31	53	100	12.5	12.5
BT50-TC1433-142	48	78	142	22	22



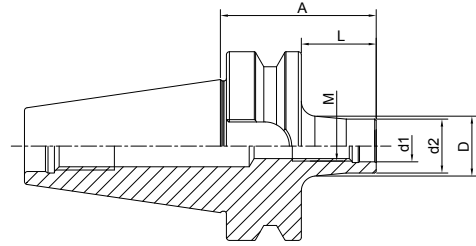
## Screw-in Milling Cutter Holder

### 锁牙刀柄, 锥柄型

A ↗  
≤0.005

G Value  
G6.3

AD AD/B

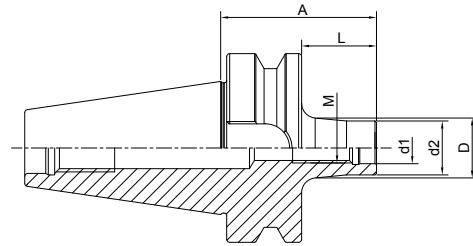


Size	M	d1	d2	A	L	D
BT40-SOM08-52 L=25	8	8.5	14.5	52	25	15
BT40-SOM08-77 L=50	8	8.5	14.5	77	50	23
BT40-SOM08-102 L=75	8	8.5	14.5	102	75	23
BT40-SOM08-127 L=100	8	8.5	14.5	127	100	25
BT40-SOM10-32 L=5	10	10.5	18	32	5	18
BT40-SOM10-52 L=25	10	10.5	18	52	25	20
BT40-SOM10-77 L=50	10	10.5	18	77	50	23
BT40-SOM10-102 L=75	10	10.5	18	102	75	28
BT40-SOM10-127 L=100	10	10.5	18	127	100	32
BT40-SOM10-177 L=150	10	10.5	18	177	150	36.5
BT40-SOM12-32 L=5	12	12.5	21	32	5	21
BT40-SOM12-52 L=25	12	12.5	21	52	25	24
BT40-SOM12-77 L=50	12	12.5	21	77	50	24
BT40-SOM12-102 L=75	12	12.5	21	102	75	31
BT40-SOM12-127 L=100	12	12.5	21	127	100	31
BT40-SOM12-152 L=125	12	12.5	21	152	125	36
BT40-SOM12-177 L=150	12	12.5	21	177	150	38
BT40-SOM16-32 L=5	16	17	29	32	5	29
BT40-SOM16-52 L=25	16	17	29	52	25	29
BT40-SOM16-77 L=50	16	17	29	77	50	34
BT40-SOM16-102 L=75	16	17	29	102	75	34
BT40-SOM16-127 L=100	16	17	29	127	100	36
BT40-SOM16-152 L=125	16	17	29	152	125	40
BT40-SOM16-177 L=150	16	17	29	177	150	42.5



**Screw-in Milling Cutter Holder**  
**锁牙刀柄，锥柄型**

A ↗ ≤0.005	G Value G6.3	AD AD/B
---------------	-----------------	---------



Size	M	d1	d2	A	L	D
BT50-SOM08-88 L=50	8	8.5	14.5	88	50	23
BT50-SOM08-138 L=100	8	8.5	14.5	138	100	25
BT50-SOM08-188 L=150	8	8.5	14.5	188	150	30
BT50-SOM10-88 L=50	10	10.5	18	88	50	23
BT50-SOM10-138 L=100	10	10.5	18	138	100	32
BT50-SOM10-188 L=150	10	10.5	18	188	150	36.5
BT50-SOM12-88 L=50	12	12.5	21	88	50	24
BT50-SOM12-138 L=100	12	12.5	21	138	100	33
BT50-SOM12-188 L=150	12	12.5	21	188	150	40
BT50-SOM16-88 L=50	16	17	29	88	50	34
BT50-SOM16-138 L=100	16	17	29	138	100	36
BT50-SOM16-188 L=150	16	17	29	188	150	42.5



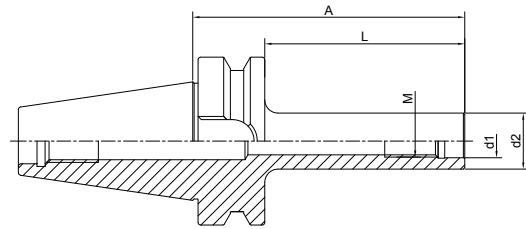
## Screw-in Milling Cutter Holder

### 锁牙刀柄, 直柄型

A ↗  
≤0.005

G Value  
G6.3

AD AD/B



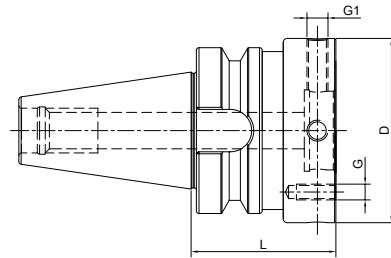
Size	M	d1	d2	A	L
BT40-M10-102 L=75	10	10.5	18	102	75
BT40-M10-127 L=100	10	10.5	18	127	100
BT40-M10-177 L=150	10	10.5	18	177	150
BT40-M12-102 L=75	12	12.5	21	102	75
BT40-M12-127 L=100	12	12.5	21	127	100
BT40-M12-152 L=125	12	12.5	21	152	125
BT40-M12-177 L=150	12	12.5	21	177	150
BT40-M16-102 L=75	16	17	29	102	75
BT40-M16-127 L=100	16	17	29	127	100
BT40-M16-152 L=125	16	17	29	152	125
BT40-M16-177 L=150	16	17	29	177	150
BT50-M10-138 L=100	10	10.5	18	138	100
BT50-M10-188 L=150	10	10.5	18	188	150
BT50-M12-138 L=100	12	12.5	21	138	100
BT50-M12-188 L=150	12	12.5	21	188	150
BT50-M16-138 L=100	16	17	29	138	100
BT50-M16-188 L=150	16	17	29	188	150






## Runout Adjustable Flange Adapter 可调节精度法兰刀柄

A ↗ ≤0.002	G Value G6.3 G2.5	AD
---------------	----------------------	----



Size	D	L	G	G1
BT30-MOD060-050	60	50	M5	M8x1
BT30-MOD070-050	70	50	M6	M8x1
BT40-MOD060-050	60	50	M5	M8x1
BT40-MOD070-050	70	50	M6	M8x1
BT40-MOD080-050	80	50	M6	M8x1
BT40-MOD100-070	100	70	M8	M10x1
BT50-MOD060-070	60	70	M5	M8x1
BT50-MOD070-070	70	70	M6	M8x1
BT50-MOD080-070	80	70	M6	M8x1
BT50-MOD100-070	100	70	M8	M10x1
BT50-MOD117-080	117	80	M8	M10x1
BT50-MOD140-080	140	80	M10	M10x1



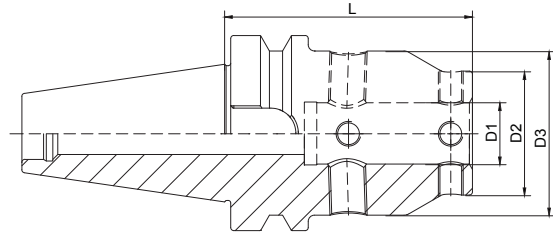
## UM Adjustable Tool Holder

### UM 调零刀柄

A ↗  
≤0.003

G Value  
G6.3 G2.5

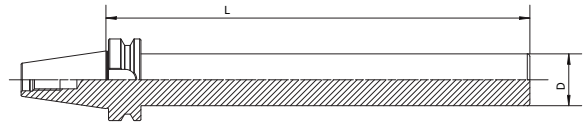
AD AD/B




Size	D1	D2	D3	L
BT30-UM12-65	12	28	44.5	65
BT30-UM16-75	16	32	48	75
BT30-UM20-85	20	40	53	85
BT30-UM25-95	25	48	63	95
BT30-UM32-100	32	52	63	100
BT40-UM12-70	12	28	44.5	70
BT40-UM16-70	16	32	48	70
BT40-UM20-80	20	40	53	80
BT40-UM25-100	25	48	63	100
BT40-UM32-95	32	52	63	95
BT50-UM12-80	12	28	44.5	80
BT50-UM16-85	16	32	48	85
BT50-UM20-90	20	40	53	90
BT50-UM25-105	25	48	63	105
BT50-UM32-105	32	52	63	105



## Boring Bar Blank 基础柄

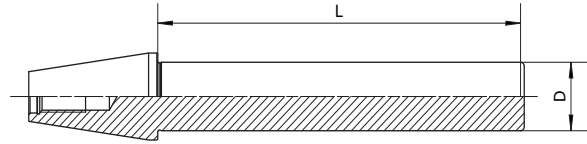


Size	D	L
BT30-D50-160	50	160
BT40-D63-160	63	160
BT40-D63-250	63	250
BT50-D100-160	100	160
BT50-D100-250	100	250




## Test Arbor 主轴检测棒

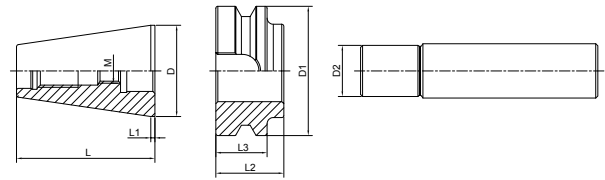
A ↗  
≤0.002



Size	D	L
BT30-32-300	32	300
BT40-40-300	40	300
BT50-50-300	50	300




## Alignment Tool for ATC Arm 调整机械手用组合模具



Size	D	D1	D2	L	L1	L2
BT30-ATC-18D	31.75	46	18	50.4	2	20
BT40-ATC-20D	44.45	63	20	67.4	2	25
BT50-ATC-28D	69.85	100	28	104.8	3	35

### Usage:

- 1) Put the Taper to the machine Spindle
- 2) Install flange to the ATC arm
- 3) Insert Pin into the flange
- 4) Adjust ATC arm and make sure the pin front part into the flange completely.



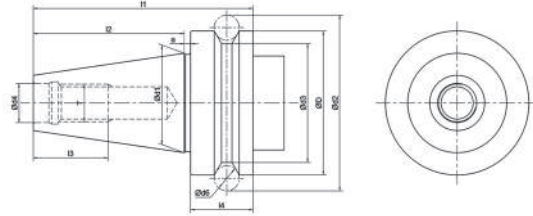

**TOOL HOLDERS**

---

**NBT**

## NBT Taper Standard

### NBT 锥柄标准



Size	D	d1	d2	d3	d4	d5	d6	l1	l2	l3	l4	a	T
NBT30	46	31.75	56.144	38	12.5	16.1	8	70.4	48.4	24	20	2	M12×1.75
NBT40	63	44.45	75.679	53	17	16.1	10	92.4	65.4	30	25	2	M16×2.0
NBT50	100	69.85	119.019	85	25	25.7	15	139.8	101.8	45	35	3	M24×3.0

**Material:** Alloyed case hardened steel  
**Surface Treatment:** Blackening and Bright  
**Taper tolerance:** <AT3  
**Hardness:** HRC 58-62  
**Carbon depth:** 0.8±0.2mm  
**Surface Roughness:** Ra<0.005mm  
**Balancing:** G2.5/25000  
**Cooling:** AD

## NBT TOOLING SYSTEM NBT 工具系统

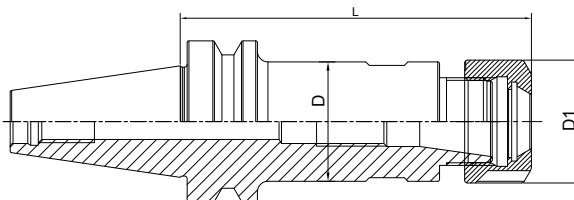
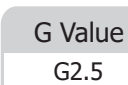
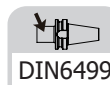
---

ER Collet Chuck.....	A.50
ER 弹簧夹头刀柄.....	A.50
GER Collet Chuck .....	A.51
GER 弹簧夹头刀柄.....	A.51
SKS Collet Chuck.....	A.52
SKS 高速筒夹刀柄.....	A.52





## ER Collet Chuck ER 弹簧夹头刀柄

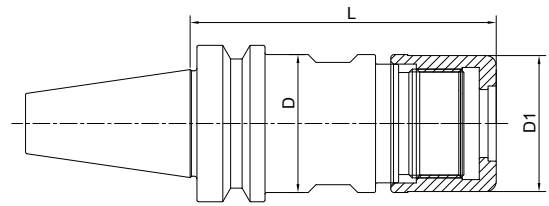


Size	D	D1	L	Capacity
NBT30-ER16A-60	28	60	1-10	28
NBT30-ER20A-60	34	60	1-13	34
NBT30-ER25-70	42	70	2-16	42
NBT30-ER32-70	50	70	2-20	50
NBT40-ER16A-70	28	70	1-10	28
NBT40-ER20A-70	34	70	1-13	34
NBT40-ER25-70	42	70	2-16	42
NBT40-ER32-70	50	70	2-20	50



**High Speed SKS Collet Chuck**  
**SKS 高速筒夹刀柄**

A ↗ ≤0.003	G Value G6.3 G2.5	AD
---------------	----------------------	----

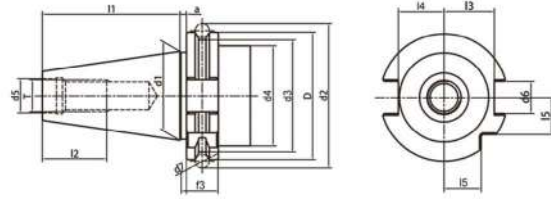



Size	D	D1	L	Capacity	M
NBT30-SKS10-60	27.5	27.1	60	3-10	M21.5*1.0
NBT30-SKS16-60	40.6	40	60	4-16	M32*1.5

**TOOL HOLDERS**  
**DSK**  
**SK**

## SK Taper Standard SK 锥柄标准

DSK  
SK



Size	D	d1	d2	d3	d4	d5	d6	d7	l1	l2	l3	l4	l5	e1	e2
SK30	50	31.75	59.3	44.3	45	13	16.1	7	47.8	24	18.8	16.3	15	21	5
SK40	63.55	44.45	72.3	56.25	50	17	16.1	7	58.4	32	25	22.7	18.5	27	5
SK50	97.5	69.85	107.36	91.25	80	25	25.7	7	101.8	47	37.7	35.5	30	42	7

**Taper standard:** DIN 69871

**Material:** Alloyed case hardened steel

**Surface Treatment:** Blackening and Bright

**Taper tolerance:** <AT3

**Hardness:** HRC 58-62

**Carbon depth:** 0.8±0.2mm

**Surface Roughness:** Ra<0.005mm

**Balancing:** G6.3/15000; G2.5/25000

**Cooling:** AD; AD/B can be made by request.

## SK TOOLING SYSTEM

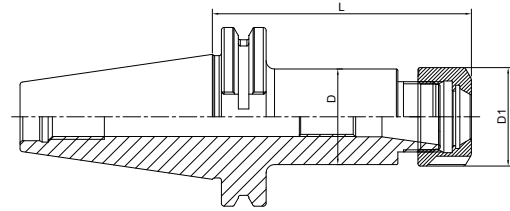
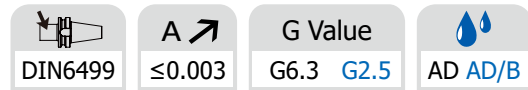
### SK 工具系统目录

ER Collet Chuck .....	B.04
ER弹簧夹头刀柄 .....	B.04
Power Milling Chuck .....	B.08
强力铣刀柄 .....	B.08
OZ Collet Chuck .....	B.10
OZ夹头刀柄 .....	B.10
SKS Collet Chuck .....	B.11
SKS高速筒夹刀柄 .....	B.11
Precision Screw Collet Chuck .....	B.12
NDC 后拉刀柄 .....	B.12
Face Mill Holder .....	B.15
面铣刀柄 .....	B.15
Combi Shell Mill Holder .....	B.17
混合插入式铣刀柄 .....	B.17
End Mill Holder .....	B.19
侧固刀柄 .....	B.19
Morse Taper Adapter .....	B.25
带扁尾莫氏刀柄 .....	B.25
Morse Taper Adapter .....	B.26
带螺纹孔莫氏刀柄 .....	B.26
Tool Holder Adapter Sleeve .....	B.27
转换刀柄 .....	B.27
Drill Chuck Adapter .....	B.30
钻接杆 .....	B.30
APU Drill Chuck Holder .....	B.31
APU 钻夹头刀柄 .....	B.31
Precision Drill Chuck Holder .....	B.32
精密钻夹头刀柄 .....	B.32
Quick Change Tapping Chuck .....	B.33
弹性快换攻丝刀柄 .....	B.33
Screw-in Milling Cutter Holder .....	B.34
SOM锁牙刀柄 .....	B.34
Runout Adjustable Flange Adapter .....	B.37
可调节精度法兰刀柄 .....	B.37
Adjustable Tool Holder .....	B.38
UM 调零刀柄 .....	B.38
Boring Bar Blank .....	B.39
基础柄 .....	B.39
Test Arbor .....	B.40
主轴检测棒 .....	B.40
Alignment Tool for ATC Arm .....	B.41
调整机械用手用组合模具 .....	B.41



## ER Collet Chuck with UM Nut

### ER 弹簧夹头刀柄



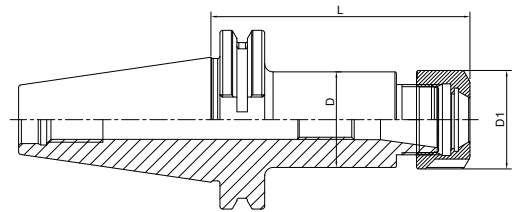
Size	D	D1	L	Capacity
SK30-ER16UM-70	28	32	70	1-10
SK30-ER20UM-70	34	35	70	1-13
SK30-ER25-70	32	42	70	2-16
SK30-ER32-70	40	50	70	2-20
SK30-ER40-70	50	63	70	3-26
SK30-ER16UM-100	28	32	100	1-10
SK30-ER20UM-100	34	35	100	1-13
SK30-ER25-100	42	42	100	2-16
SK30-ER32-100	50	50	100	2-20
SK40-ER16UM-63	28	32	63	1-10
SK40-ER20UM-70	34	35	70	1-13
SK40-ER25-70	42	42	70	2-16
SK40-ER32-70	40	50	70	2-20
SK40-ER40-80	63	63	80	3-26
SK40-ER16UM-100	28	32	100	1-10
SK40-ER20UM-100	34	35	100	1-13
SK40-ER25-100	42	42	100	2-16
SK40-ER32-100	50	50	100	2-20
SK40-ER40-100	63	63	100	3-26
SK40-ER40-120	63	63	120	3-26
SK40-ER16UM-160	28	32	160	1-10
SK40-ER20UM-160	34	35	160	1-13
SK40-ER25-160	42	42	160	2-16
SK40-ER32-160	50	50	160	2-20
SK40-ER40-160	63	63	160	3-26
SK40-ER16UM-200	28	32	200	1-10
SK40-ER20UM-200	34	35	200	1-13
SK40-ER25-200	42	42	200	2-16
SK40-ER32-200	50	50	200	2-20
SK40-ER40-200	50	63	200	3-26



**ER Collet Chuck with UM Nut**  
**ER 弹簧夹头刀柄**



DIN6499	A ↗ ≤0.003	G Value G6.3 G2.5	AD AD/B
---------	------------	----------------------	---------



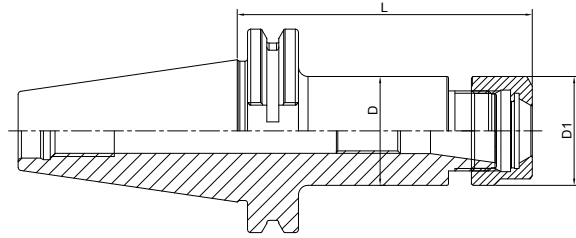
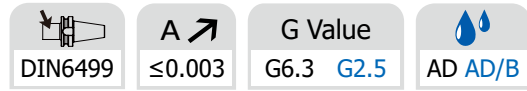
**DSK  
SK**

Size	D	D1	L	Capacity
SK50-ER16UM-70	28	32	70	1-10
SK50-ER20UM-70	34	35	70	1-13
SK50-ER25-60	42	42	60	2-16
SK50-ER32-70	50	50	70	2-20
SK50-ER40-80	63	63	80	3-26
SK50-ER50-100	100	78	100	6-34
SK50-ER16UM-100	28	32	100	1-10
SK50-ER20UM-100	34	35	100	1-13
SK50-ER25-100	42	42	100	2-16
SK50-ER32-100	50	50	100	2-20
SK50-ER40-100	63	63	100	3-26
SK50-ER16UM-160	28	32	160	1-10
SK50-ER20UM-160	34	35	160	1-13
SK50-ER25-160	42	42	160	2-16
SK50-ER32-160	50	50	160	2-20
SK50-ER40-160	63	63	160	3-26
SK50-ER16UM-200	28	32	200	1-10
SK50-ER20UM-200	34	35	200	1-13
SK50-ER25-200	42	42	200	2-16
SK50-ER32-200	50	50	200	2-20
SK50-ER40-200	63	63	200	3-26



## ER Collet Chuck with Hex Nut

### ER 弹簧夹头刀柄



Size	D	D1	L	Capacity
SK30-ER16A-70	28	28	70	1-10
SK30-ER20A-70	34	34	70	1-13
SK30-ER16A-100	28	28	100	1-10
SK30-ER20A-100	34	34	100	1-13
SK40-ER16A-63	28	28	63	1-10
SK40-ER20A-70	34	34	70	1-13
SK40-ER16A-100	28	28	100	1-10
SK40-ER20A-100	34	34	100	1-13
SK40-ER16A-160T	28	28	160	1-10
SK40-ER20A-160	34	34	160	1-13
SK40-ER16A-200T	28	28	200	1-10
SK40-ER20A-200	34	34	200	1-13
SK50-ER16A-70	28	28	70	1-10
SK50-ER20A-70	34	34	70	1-13
SK50-ER16A-100	28	28	100	1-10
SK50-ER20A-100	34	34	100	1-13
SK50-ER16A-160T	28	28	160	1-10
SK50-ER20A-160	34	34	160	1-13
SK50-ER16A-200T	28	28	200	1-10
SK50-ER20A-200	34	34	200	1-13

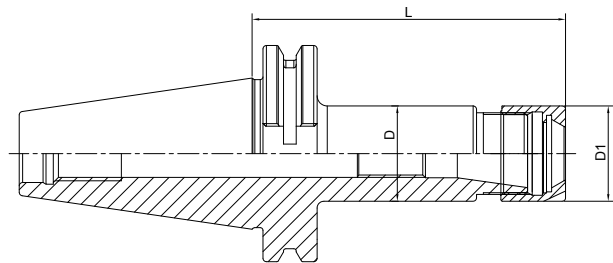
T refers to cutter side with taper design  
 T 代表刀具端锥柄设计





**ER Collet Chuck with Mini Nut**  
**ER 弹簧夹头刀柄**

DIN6499	A $\leq 0.003$	G Value G6.3 G2.5	AD AD/B
---------	----------------	----------------------	---------



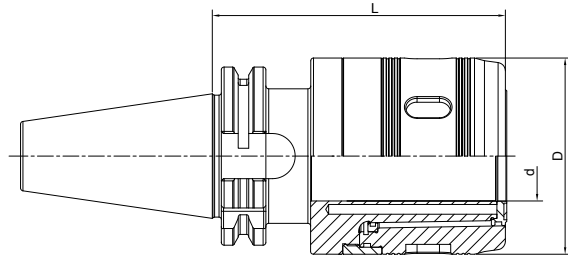
Size	D	D1	L	Capacity
SK40-ER11M-70	16	16	70	1-7
SK40-ER16M-70	22	22	70	1-10
SK40-ER20M-70	28	28	70	1-13
SK40-ER25M-70	35	35	70	2-16
SK40-ER11M-100	16	16	100	1-7
SK40-ER16M-100	22	22	100	1-10
SK40-ER20M-100	28	28	100	1-13
SK40-ER25M-100	35	35	100	2-16
SK40-ER11M-160T	16	16	160	1-7
SK40-ER16M-160T	22	22	160	1-10
SK40-ER20M-160	28	28	160	1-13
SK40-ER25M-160	35	35	160	2-16
SK50-ER16M-70	22	22	70	1-10
SK50-ER20M-70	28	28	70	1-13
SK50-ER25M-70	35	35	70	2-16
SK50-ER16M-100	22	22	100	1-10
SK50-ER20M-100	28	28	100	1-13
SK50-ER25M-100	35	35	100	2-16
SK50-ER16M-160T	22	22	160	1-10
SK50-ER20M-160	28	28	160	1-13
SK50-ER25M-160	35	35	160	2-16

T refers to cutter side with taper design  
 T 代表刀具端锥柄设计



## Power Milling Chuck 强力铣刀柄

A ↗ ≤0.008	G Value G6.3	AD
---------------	-----------------	----

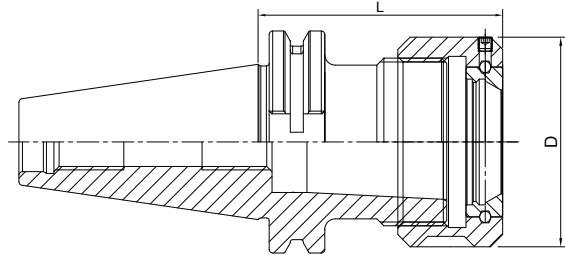


Size	d	D	L	Capacity
SK30-HC20-85	20	50	85	3-16; 20
SK30-HC20-100	20	50	100	3-16; 20
SK40-HC20-85	20	50	85	3-16; 20
SK40-HC25-100	25	59	100	3-20; 25
SK40-HC32-105	32	72	105	3-25; 32
SK50-HC20-105	20	50	105	3-16; 20
SK50-HC25-100	25	59	100	3-20; 25
SK50-HC32-110	32	72	110	3-25; 32
SK50-HC42-110	42	99	110	3-32; 42



## OZ Collet Chuck OZ 夹头刀柄

DIN6391	A $\leq 0.005$	G Value G6.3	AD AD/B
---------	----------------	--------------	---------

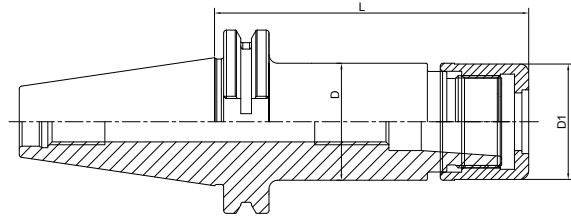


Size	D	L	Capacity
SK40-OZ16-70	43	70	2-16
SK40-OZ25-70	60	70	2-25
SK40-OZ32-90	72	90	4-32
SK40-OZ16-100	43	100	2-16
SK40-OZ25-100	60	100	2-25
SK50-OZ25-70	60	70	2-25
SK50-OZ32-80	72	80	4-32



## High Speed SKS Collet Chuck SKS 高速筒夹刀柄

A ↗ ≤0.003	G Value G2.5 G6.3	AD
---------------	----------------------	----



Size	D	D1	L	Capacity	M
SK40-SKS10-60	27.5	27.1	60	2-10	M21.5*1
SK40-SKS16-60	40.6	40	60	3-16	M32*1.5
SK40-SKS10-90	27.5	27.1	90	2-10	M21.5*1
SK40-SKS16-90	40.6	40	90	3-16	M32*1.5
SK40-SKS10-120	27.5	27.1	120	2-10	M21.5*1
SK40-SKS16-120	40.6	40	120	3-16	M32*1.5
SK50-SKS10-105	27.5	27.1	105	2-10	M21.5*1
SK50-SKS16-105	40.6	40	105	3-16	M32*1.5
SK50-SKS10-135	27.5	27.1	135	2-10	M21.5*1
SK50-SKS16-135	40.6	40	135	3-16	M32*1.5
SK50-SKS10-165	27.5	27.1	165	2-10	M21.5*1
SK50-SKS16-165	40.6	40	165	3-16	M32*1.5

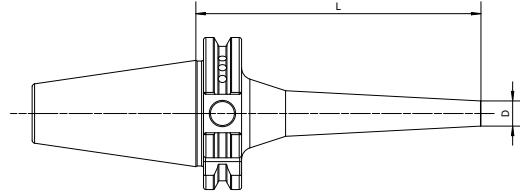
DSK  
SK



## Precision Screw Collet Chuck NDC 后拉刀柄

 A ↗  
 $\leq 0.003$ 

 G Value  
 G6.3

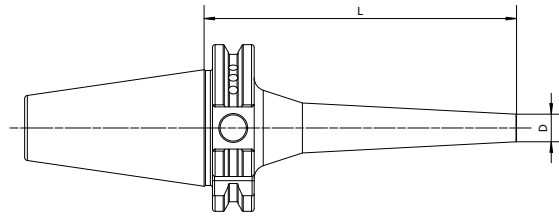
  
 AD


Size	L	L1	D	D1	Capacity
SK40-NDC20-83	83	20	50	40	3-20
SK40-NDC20-112	112	45	50	40	3-20
SK50-NDC20-83	83	18	63	40	3-20
SK50-NDC20-112	112	45	63	40	3-20
SK50-NDC25-130	130	-	70	52.5	16-32



**Pull Back Collet Chuck**  
**DC 后拉刀柄**

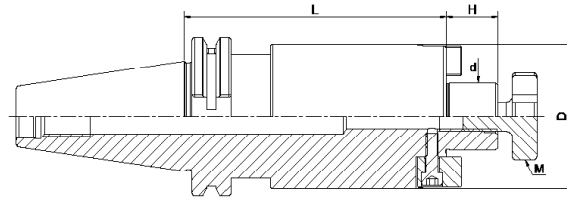
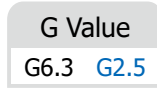
A ↗ ≤0.003	G Value G6.3	AD
---------------	-----------------	----



Size	D	L	Capacity
SK30-DC06-60	14	60	1-6
SK30-DC06-90	14	90	1-6
SK30-DC06-120	14	120	1-6
SK30-DC08-60	22	60	1-10
SK30-DC08-90	22	90	1-10
SK30-DC08-120	22	120	1-10
SK30-DC12-80	34	80	1-12
SK40-DC06-60	14	60	1-6
SK40-DC06-90	14	90	1-6
SK40-DC06-120	14	120	1-6
SK40-DC06-150	14	150	1-6
SK40-DC08-60	22	60	1-10
SK40-DC08-90	22	90	1-10
SK40-DC08-120	22	120	1-10
SK40-DC08-150	22	150	1-10
SK40-DC08-200	22	200	1-10
SK40-DC12-90	34	90	1-12
SK40-DC12-120	34	120	1-12
SK40-DC12-150	34	150	1-12
SK40-DC12-200	34	200	1-12
SK50-DC06-110	14	110	1-6
SK50-DC06-150	14	150	1-6
SK50-DC08-110	22	110	1-10
SK50-DC08-150	22	150	1-10
SK50-DC08-200	22	200	1-10
SK50-DC12-120	34	120	1-12
SK50-DC12-150	34	150	1-12
SK50-DC12-200	34	200	1-12



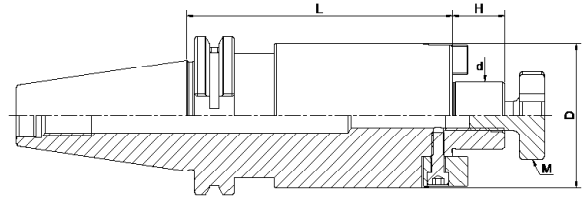
## Face Mill Holder 面铣刀柄



Size	d	D	L	H	M
SK30-FMB16-40	16	38	40	17	M8
SK30-FMB22-40	22	48	40	19	M10
SK30-FMB27-50	27	58	50	21	M12
SK30-FMB32-50	32	78	50	24	M16

**Face Mill Holder**  
**面铣刀柄**

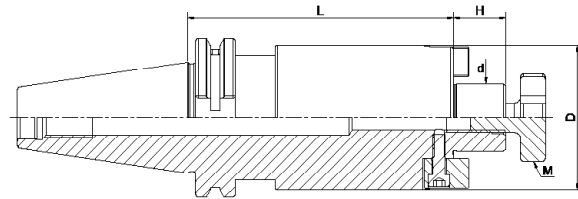
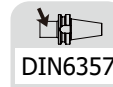
DIN6357	A $\leq 0.005$	G Value G6.3 G2.5	AD AD/B
---------	----------------	----------------------	---------



Size	d	D	L	H	M
SK40-FMB16-35	16	38	35	17	M8
SK40-FMB22-35	22	48	35	19	M10
SK40-FMB27-40	27	58	40	21	M12
SK40-FMB32-50	32	78	50	24	M16
SK40-FMB40-50	40	88	50	27	M20
SK40-FMB16-100	16	38	100	17	M8
SK40-FMB22-100	22	48	100	19	M10
SK40-FMB27-100	27	58	100	21	M12
SK40-FMB32-100	32	78	100	24	M16
SK40-FMB40-100	40	88	100	27	M20
SK40-FMB16-160	16	38	160	17	M8
SK40-FMB22-160	22	48	160	19	M10
SK40-FMB27-160	27	58	160	21	M12
SK40-FMB32-160	32	78	160	24	M16
SK40-FMB40-160	40	88	160	27	M20
SK40-FMB16-200	16	38	200	17	M8
SK40-FMB22-200	22	48	200	19	M10
SK40-FMB27-200	27	58	200	21	M12
SK40-FMB32-200	32	78	200	24	M16
SK40-FMB40-200	40	88	200	27	M20
SK40-FMB22-250	22	48	250	19	M10
SK40-FMB27-250	27	58	250	21	M12
SK40-FMB32-250	32	78	250	24	M16
SK40-FMB40-250	40	88	250	27	M20
SK40-FMB22-300	22	48	300	19	M10
SK40-FMB27-300	27	58	300	21	M12
SK40-FMB32-300	32	78	300	24	M16
SK40-FMB40-300	40	88	300	27	M20





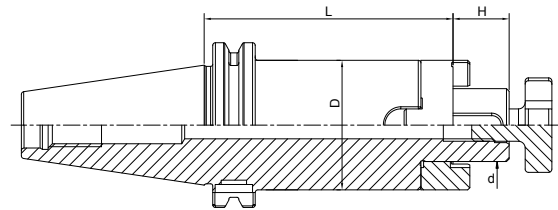
**Face Mill Holder**  
**面铣刀柄**


Size	d	D	L	H	M
SK50-FMB16-35	16	38	35	17	M8
SK50-FMB22-35	22	48	35	19	M10
SK50-FMB27-40	27	58	40	21	M12
SK50-FMB32-50	32	78	50	24	M16
SK50-FMB40-50	40	88	50	27	M20
SK50-FMB16-100	16	38	100	17	M8
SK50-FMB22-100	22	48	100	19	M10
SK50-FMB27-100	27	58	100	21	M12
SK50-FMB32-100	32	78	100	24	M16
SK50-FMB40-100	40	88	100	27	M20
SK50-FMB16-160	16	38	160	17	M8
SK50-FMB22-160	22	48	160	19	M10
SK50-FMB27-160	27	58	160	21	M12
SK50-FMB32-160	32	78	160	24	M16
SK50-FMB40-160	40	88	160	27	M20
SK50-FMB16-200	16	38	200	17	M8
SK50-FMB22-200	22	48	200	19	M10
SK50-FMB27-200	27	58	200	21	M12
SK50-FMB32-200	32	78	200	24	M16
SK50-FMB40-200	40	88	200	27	M20
SK50-FMB22-250	22	48	250	19	M10
SK50-FMB27-250	27	58	250	21	M12
SK50-FMB32-250	32	78	250	24	M16
SK50-FMB40-250	40	88	250	27	M20
SK50-FMB22-300	22	48	300	19	M10
SK50-FMB27-300	27	58	300	21	M12
SK50-FMB32-300	32	78	300	24	M16
SK50-FMB40-300	40	88	300	27	M20



**Combi Shell Mill Holder**  
混合插入式铣刀柄

DIN6358	A $\leq 0.005$	G Value G6.3	AD AD/B
---------	----------------	--------------	---------

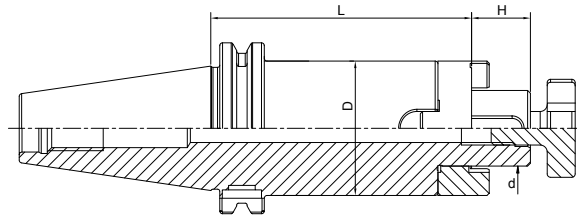


Size	d	D	l	L
SK30-SEMC16-50	16	32	17	50
SK30-SEMC22-50	22	40	19	50
SK30-SEMC27-55	27	48	21	55
SK30-SEMC32-60	32	58	24	60
SK40-SEMC16-55	16	32	17	55
SK40-SEMC22-55	22	40	19	55
SK40-SEMC27-55	27	48	21	55
SK40-SEMC32-60	32	58	24	60
SK40-SEMC40-60	40	70	27	60
SK40-SEMC16-100	16	32	17	100
SK40-SEMC22-100	22	40	19	100
SK40-SEMC27-100	27	48	21	100
SK40-SEMC32-100	32	58	24	100
SK40-SEMC40-100	40	70	27	100
SK40-SEMC16-160	16	32	17	160
SK40-SEMC22-160	22	40	19	160
SK40-SEMC27-160	27	48	21	160
SK40-SEMC32-160	32	58	24	160
SK40-SEMC40-160	40	70	27	160

DSK  
SK



## Combi Shell Mill Holder 混合插入式铣刀柄





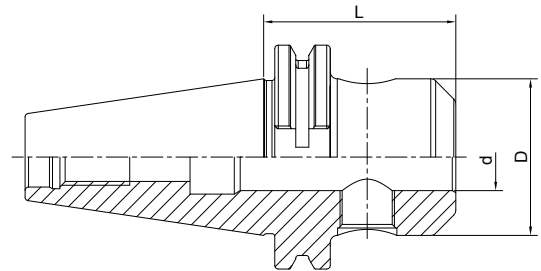
Size	d	D	l	L
SK50-SEMC16-55	16	32	17	55
SK50-SEMC22-55	22	40	19	55
SK50-SEMC27-55	27	48	21	55
SK50-SEMC32-55	32	58	24	60
SK50-SEMC40-55	40	70	27	60
SK50-SEMC16-100	16	32	17	100
SK50-SEMC22-100	22	40	19	100
SK50-SEMC27-100	27	48	21	100
SK50-SEMC32-100	32	58	24	100
SK50-SEMC40-100	40	70	27	100
SK50-SEMC16-160	16	32	17	160
SK50-SEMC22-160	22	40	19	160
SK50-SEMC27-160	27	48	21	160
SK50-SEMC32-160	32	58	24	160
SK50-SEMC40-160	40	70	27	160



**End Mill Holder Weldon**  
**侧固刀柄**



 DIN6359/1835B	<b>A</b> ↗ ≤0.005	<b>G Value</b> G6.3 G2.5	 AD AD/B
--	----------------------	-----------------------------	--



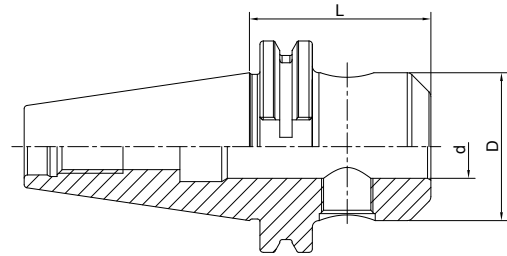
Size	d	D	L
SK30-SLA06-50	6	25	50
SK30-SLA08-50	8	28	50
SK30-SLA10-50	10	35	50
SK30-SLA12-50	12	42	50
SK30-SLA14-63	14	44	63
SK30-SLA16-63	16	48	63
SK30-SLA18-63	18	50	63
SK30-SLA20-70	20	52	70

DSK  
SK



## End Mill Holder Weldon 侧固刀柄

DIN6359/1835B	A ↗ ≤0.005	G Value G6.3 G2.5	AD AD/B
---------------	------------	-------------------	---------



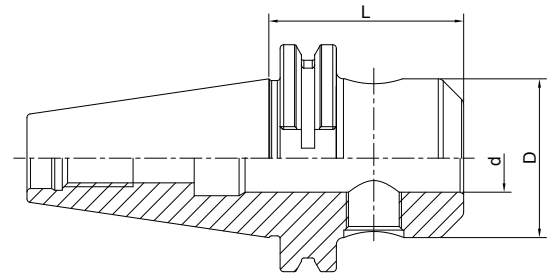
Size	d	D	L
SK40-SLA06-50	6	25	50
SK40-SLA08-50	8	28	50
SK40-SLA10-50	10	35	50
SK40-SLA12-50	12	42	50
SK40-SLA14-50	14	44	50
SK40-SLA16-63	16	48	63
SK40-SLA18-63	18	50	63
SK40-SLA20-63	20	52	63
SK40-SLA25-100	25	65	100
SK40-SLA32-100	32	72	100
SK40-SLA40-120	40	80	120
SK40-SLA06-100	6	25	100
SK40-SLA08-100	8	28	100
SK40-SLA10-100	10	35	100
SK40-SLA12-100	12	42	100
SK40-SLA14-100	14	44	100
SK40-SLA16-100	16	48	100
SK40-SLA18-100	18	50	100
SK40-SLA20-100	20	52	100
SK40-SLA06-160	6	25	160
SK40-SLA08-160	8	28	160
SK40-SLA10-160	10	35	160
SK40-SLA12-160	12	42	160
SK40-SLA14-160	14	44	160
SK40-SLA16-160	16	48	160
SK40-SLA18-160	18	50	160
SK40-SLA20-160	20	52	160
SK40-SLA25-160	25	65	160
SK40-SLA32-160	32	72	160
SK40-SLA40-160	40	80	160



**End Mill Holder Weldon**  
**侧固刀柄**



<b>DIN6359/1835B</b>	<b>A</b> ↗ <b>≤0.005</b>	<b>G Value</b> G6.3 G2.5	<b>AD AD/B</b>
----------------------	--------------------------	-----------------------------	----------------

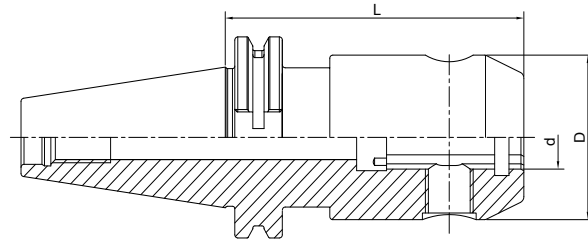
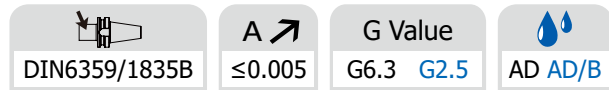


Size	d	D	L
SK50-SLA06-63	6	25	63
SK50-SLA08-63	8	28	63
SK50-SLA10-63	10	35	63
SK50-SLA12-63	12	42	63
SK50-SLA14-63	14	44	63
SK50-SLA16-63	16	48	63
SK50-SLA18-63	18	50	63
SK50-SLA20-63	20	52	63
SK50-SLA25-80	25	65	80
SK50-SLA32-100	32	72	100
SK50-SLA40-100	40	80	100
SK50-SLA50-120	50	100	120
SK50-SLA06-100	6	25	100
SK50-SLA08-100	8	28	100
SK50-SLA10-100	10	35	100
SK50-SLA12-100	12	42	100
SK50-SLA14-100	14	44	100
SK50-SLA16-100	16	48	100
SK50-SLA18-100	18	50	100
SK50-SLA20-100	20	52	100
SK50-SLA25-120	25	65	120
SK50-SLA06-160	6	25	160
SK50-SLA08-160	8	28	160
SK50-SLA10-160	10	35	160
SK50-SLA12-160	12	42	160
SK50-SLA14-160	14	44	160
SK50-SLA16-160	16	48	160
SK50-SLA18-160	18	50	160
SK50-SLA20-160	20	52	160
SK50-SLA25-160	25	65	160
SK50-SLA32-160	32	72	160
SK50-SLA40-160	40	80	160

**DSK  
SK**





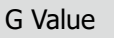

## End Mill Holder with Coolant Channels 侧固刀柄, 端面出水型

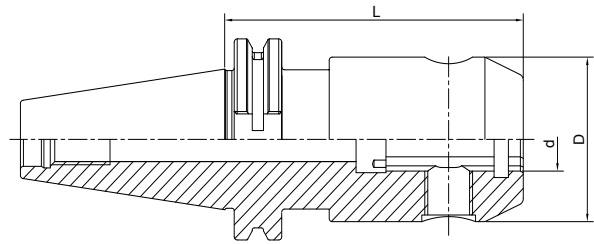


Size	d	D	L
SK40-SLA06-50K	6	25	50
SK40-SLA08-50K	8	28	50
SK40-SLA10-50K	10	35	50
SK40-SLA12-50K	12	42	50
SK40-SLA14-50K	14	44	50
SK40-SLA16-63K	16	48	63
SK40-SLA18-63K	18	50	63
SK40-SLA20-63K	20	52	63
SK40-SLA25-100K	25	65	100
SK40-SLA32-100K	32	72	100
SK40-SLA40-120K	40	80	120
SK40-SLA06-100K	6	25	100
SK40-SLA08-100K	8	28	100
SK40-SLA10-100K	10	35	100
SK40-SLA12-100K	12	42	100
SK40-SLA14-100K	14	44	100
SK40-SLA16-100K	16	48	100
SK40-SLA18-100K	18	50	100
SK40-SLA20-100K	20	52	100



**End Mill Holder with Coolant Channels**  
**侧固刀柄，端面出水型**

 DIN6359/1835B	 A $\nearrow$ $\leq 0.005$	 G Value G6.3 G2.5	 AD AD/B
--	---	---	--





Size	d	D	L
SK50-SLA06-63K	6	25	63
SK50-SLA08-63K	8	28	63
SK50-SLA10-63K	10	35	63
SK50-SLA12-63K	12	42	63
SK50-SLA16-63K	16	48	63
SK50-SLA18-63K	18	50	63
SK50-SLA20-63K	20	52	63
SK50-SLA25-80K	25	65	80
SK50-SLA32-100K	32	72	100
SK50-SLA40-100K	40	80	100
SK50-SLA06-100K	6	25	100
SK50-SLA08-100K	8	28	100
SK50-SLA10-100K	10	35	100
SK50-SLA12-100K	12	42	100
SK50-SLA14-100K	14	44	100
SK50-SLA16-100K	16	48	100
SK50-SLA18-100K	18	50	100
SK50-SLA20-100K	20	52	100
SK50-SLA25-120K	25	65	120

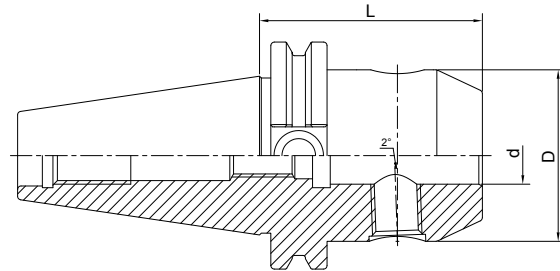
DSK  
SK





## End Mill Holder Whistle Notch 側固式铣刀柄，斜 2 度

 DIN6359/1835B	<b>A</b> ↗ ≤0.005	<b>G Value</b> G6.3 G2.5	 AD AD/B
--	----------------------	-----------------------------	--



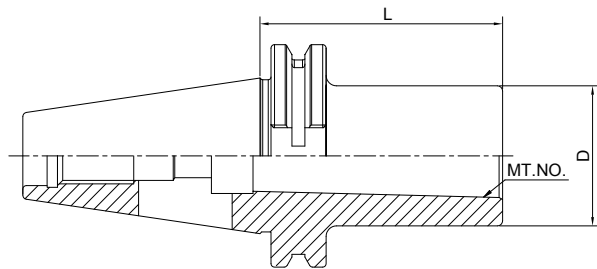
Size	d	D	L
SK40-SLB06-50	6	25	50
SK40-SLB08-50	8	28	50
SK40-SLB10-50	10	35	50
SK40-SLB12-50	12	42	50
SK40-SLB14-50	14	44	50
SK40-SLB16-63	16	48	63
SK40-SLB18-63	18	50	63
SK40-SLB20-63	20	52	63
SK40-SLB25-100	25	65	100
SK40-SLB32-100	32	72	100
SK40-SLB40-120	40	80	120
SK50-SLB06-63	6	25	63
SK50-SLB08-63	8	28	63
SK50-SLB10-63	10	35	63
SK50-SLB12-63	12	42	63
SK50-SLB14-63	14	44	63
SK50-SLB16-63	16	48	63
SK50-SLB18-63	18	50	63
SK50-SLB20-63	20	52	63
SK50-SLB25-80	25	65	80
SK50-SLB32-100	32	72	100
SK50-SLB40-100	40	80	100
SK50-SLB50-125	50	100	125



**Morse Taper Adapter with Tang**  
**带扁尾莫氏刀柄**



DIN6383	A $\leq 0.005$	G Value G6.3	AD
---------	----------------	--------------	----



Size	MT. NO.	D	L
SK30-MTA1-50	1	25	50
SK30-MTA2-65	2	32	65
SK30-MTA3-80	3	40	80
SK40-MTA1-50	1	25	50
SK40-MTA2-50	2	32	50
SK40-MTA3-70	3	40	70
SK40-MTA4-95	4	48	95
SK50-MTA1-45	1	25	45
SK50-MTA2-60	2	32	60
SK50-MTA3-65	3	40	65
SK50-MTA4-95	4	48	95
SK50-MTA5-105	5	63	105

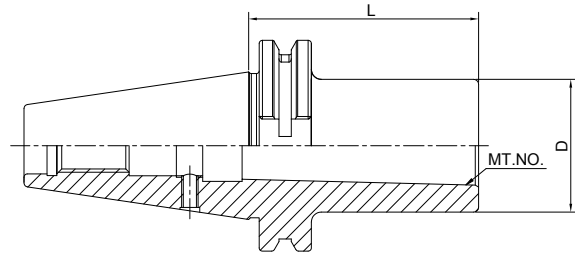


## Morse Taper Adapter with Drawbar

### 带螺纹孔莫氏刀柄

  
DIN6364


  
A  $\leq 0.005$ 
  
G Value  
G6.3


  
A


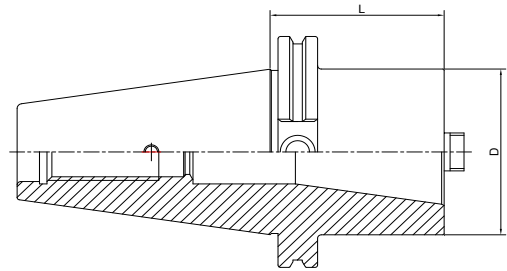
Size	MT. NO.	D	L
SK40-MTB1-50	1	25	50
SK40-MTB2-50	2	32	50
SK40-MTB3-70	3	40	70
SK40-MTB4-95	4	48	95
SK50-MTB1-45	1	25	45
SK50-MTB2-60	2	32	60
SK50-MTB3-65	3	40	65
SK50-MTB4-70	4	48	70
SK50-MTB5-100	5	63	100



**Tool Holder Adatper Sleeve**  
**转换刀柄**



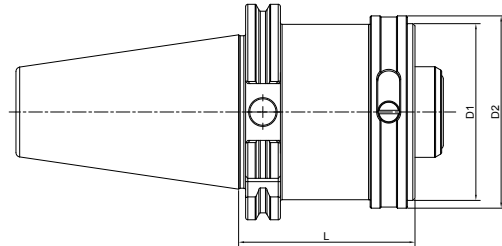
A ↗ ≤0.005	G Value G6.3	💧 A
---------------	-----------------	--------



Size	L	D
SK40-SK30-50	50	50
SK40-SK40-100	100	63
SK50-SK40-70	70	70
SK50-SK50-120	120	97



**Tool Holder Adatper Sleeve**  
**转换刀柄**

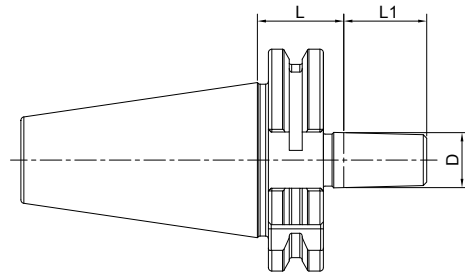


Size	D1	D2	L
SK30-HSK32C-40	32	37	40
SK30-HSK40C-60	40	45	60
SK40-HSK32C-40	32	37	40
SK40-HSK40C-40	40	45	40
SK40-HSK50C-60	50	55	60
SK40-HSK63C-75	63	70	75
SK50-HSK32C-40	32	37	40
SK50-HSK40C-40	40	45	40
SK50-HSK50C-40	50	55	40
SK50-HSK63C-40	63	70	40
SK50-HSK80C-80	80	87	80
SK50-HSK100C-95	100	110	95



## Drill Chuck Adapter 钻接杆

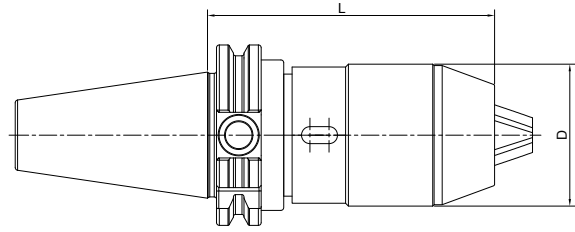
DIN238	A ↗ ≤0.005	G Value G6.3	A
--------	---------------	-----------------	---



Size	D	L1	L
SK30-B12	B12	18.5	25
SK30-B16	B16	24	25
SK40-B12	B12	18.5	25
SK40-B16	B16	24	25
SK40-B18	B18	32	25
SK50-B12	B12	18.5	25
SK50-B16	B16	24	25
SK50-B18	B18	32	25



**APU Drill Chuck Holder**  
**APU 钻夹头刀柄**




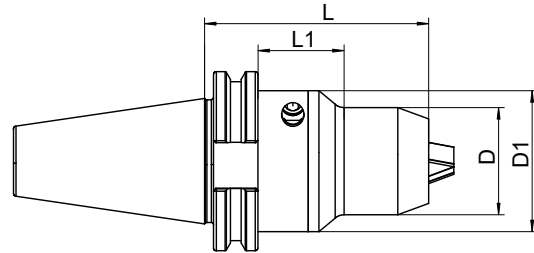
Size	D	L	Capacity
SK30-APU8-80	38	80	1-8
SK30-APU13-120	48	120	1-13
SK30-APU16-130	53	130	3-16
SK40-APU08-85	38	85	1-8
SK40-APU13-100	48	100	1-13
SK40-APU16-110	53	110	3-16
SK50-APU8-75	38	75	1-8
SK50-APU13-100	48	100	1-13
SK50-APU16-100	53	100	3-16



## Precision Drill Chuck Holder

### 精密钻夹头刀柄

A ↗ ≤0.03	G Value G6.3	 AD
--------------	-----------------	---

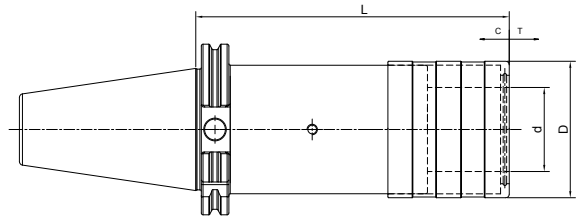


Size	D	D1	L	L1	Capacity
SK40-CPU10-80	38	50	80	28.9	1-10
SK40-CPU13-90	50	-	90	-	1-13
SK40-CPU16-90	50	-	90	-	1-16
SK50-CPU13-100	50	-	100	-	1-13
SK50-CPU16-100	50	-	100	-	1-16





## Quick Change Tapping Chuck with Length Compensation 弹性快换攻丝刀柄



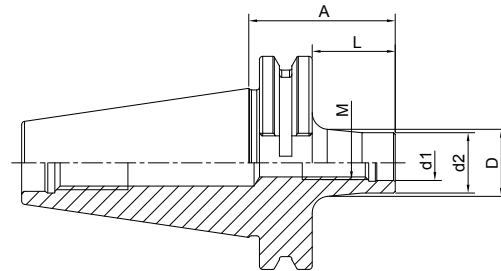
Size	D	d	L	T	C
SK30-TC312-65	36	19	65	7.5	7.5
SK30-TC820-99	54	31	99	12.5	12.5
SK40-TC312-59	36	19	59	7.5	7.5
SK40-TC820-97	54	31	97	12.5	12.5
SK40-TC1433-156	78	48	156	22	22
SK50-TC312-63	36	19	63	7.5	7.5
SK50-TC820-97	54	31	97	12.5	12.5
SK50-TC1433-140	78	48	140	22	22



## Screw-in Milling Cutter Holder

### 锁牙刀柄, 锥柄型

<b>A</b> ↗ ≤0.005	<b>G Value</b> G6.3	<b>AD AD/B</b>
----------------------	------------------------	----------------



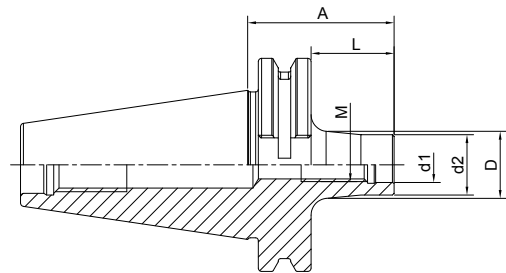
Size	M	d1	d2	A	L	D
SK40-SOM08-44 L=25	8	8.5	14.5	44	25	15
SK40-SOM08-69 L=50	8	8.5	14.5	69	50	23
SK40-SOM08-94 L=75	8	8.5	14.5	94	75	23
SK40-SOM08-119 L=100	8	8.5	14.5	119	100	25
SK40-SOM10-24 L=5	10	10.5	18	24	5	18
SK40-SOM10-44 L=25	10	10.5	18	44	25	20
SK40-SOM10-69 L=50	10	10.5	18	69	50	23
SK40-SOM10-94 L=75	10	10.5	18	94	75	28
SK40-SOM10-119 L=100	10	10.5	18	119	100	32
SK40-SOM10-169 L=150	10	10.5	18	169	150	36.5
SK40-SOM12-24 L=5	12	12.5	21	24	5	21
SK40-SOM12-44 L=25	12	12.5	21	44	25	24
SK40-SOM12-69 L=50	12	12.5	21	69	50	24
SK40-SOM12-94 L=75	12	12.5	21	94	75	31
SK40-SOM12-119 L=100	12	12.5	21	119	100	33
SK40-SOM12-144 L=125	12	12.5	21	144	125	36
SK40-SOM12-169 L=150	12	12.5	21	169	150	40
SK40-SOM16-24 L=5	16	17	29	24	5	29
SK40-SOM16-44 L=25	16	17	29	44	25	29
SK40-SOM16-69 L=50	16	17	29	69	50	34
SK40-SOM16-94 L=75	16	17	29	94	75	34
SK40-SOM16-119 L=100	16	17	29	119	100	36
SK40-SOM16-144 L=125	16	17	29	144	125	40
SK40-SOM16-169 L=150	16	17	29	169	150	42.5



## Screw-in Milling Cutter Holder 锁牙刀柄，锥柄型



A ↗ ≤0.005	G Value G6.3	AD AD/B
---------------	-----------------	---------



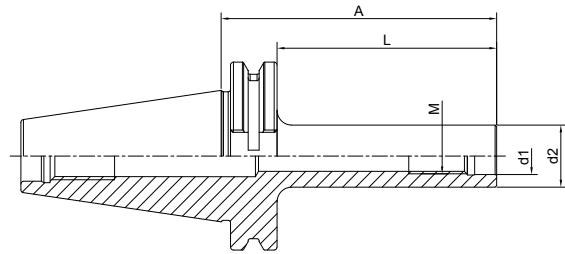
Size	M	d1	d2	A	L	D
SK50-SOM08-69 L=50	8	8.5	14.5	69	50	23
SK50-SOM08-119 L=100	8	8.5	14.5	119	100	25
SK50-SOM08-169 L=150	8	8.5	14.5	169	150	30
SK50-SOM10-69 L=50	10	10.5	18	69	50	23
SK50-SOM10-119 L=100	10	10.5	18	119	100	32
SK50-SOM10-169 L=150	10	10.5	18	169	150	36.5
SK50-SOM12-69 L=50	12	12.5	21	69	50	24
SK50-SOM12-119 L=100	12	12.5	21	119	100	33
SK50-SOM12-169 L=150	12	12.5	21	169	150	40
SK50-SOM16-69 L=50	16	17	29	69	50	34
SK50-SOM16-119 L=100	16	17	29	119	100	36
SK50-SOM16-169 L=150	16	17	29	169	150	42.5



## Screw-in Milling Cutter Holder

### 锁牙刀柄, 直柄型

A ↗ ≤0.005	G Value G6.3	AD AD/B
---------------	-----------------	---------

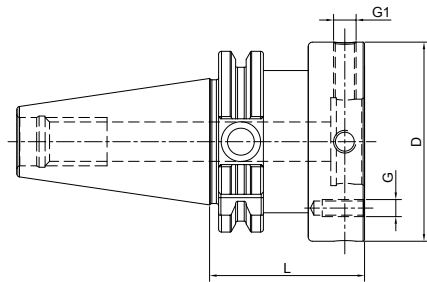


Size	M	d1	d2	A	L
SK40-M10-119 L=100	10	10.5	18	119	100
SK40-M10-169 L=150	10	10.5	18	169	150
SK40-M12-119 L=100	12	12.5	21	119	100
SK40-M12-144 L=125	12	12.5	21	144	125
SK40-M12-169 L=150	12	12.5	21	169	150
SK40-M16-119 L=100	16	17	29	119	100
SK40-M16-144 L=125	16	17	29	144	125
SK40-M16-169 L=150	16	17	29	169	150
SK50-M10-119 L=100	10	10.5	18	119	100
SK50-M10-169 L=150	10	10.5	18	169	150
SK50-M12-119 L=100	12	12.5	21	119	100
SK50-M12-169 L=150	12	12.5	21	169	150
SK50-M16-119 L=100	16	17	29	119	100
SK50-M16-169 L=150	16	17	29	169	150



## Runout Adjustable Flange Adapter 可调节精度法兰刀柄

A ↗ ≤0.002	G Value G6.3 G2.5	AD
---------------	----------------------	----



Size	SK	D	L	G	G1
SK30-MOD060-050	60	60	50	M5	M8x1
SK30-MOD070-050	70	70	50	M6	M8x1
SK40-MOD060-050	60	60	50	M5	M8x1
SK40-MOD070-050	70	70	50	M6	M8x1
SK40-MOD080-055	80	80	55	M6	M8x1
SK40-MOD100-060	100	100	60	M8	M10x1
SK50-MOD060-050	60	60	50	M5	M8x1
SK50-MOD070-050	70	70	50	M6	M8x1
SK50-MOD080-050	80	80	50	M6	M8x1
SK50-MOD100-060	100	100	60	M8	M10x1
SK50-MOD117-060	117	117	60	M8	M10x1
SK50-MOD140-060	140	140	60	M10	M10x1



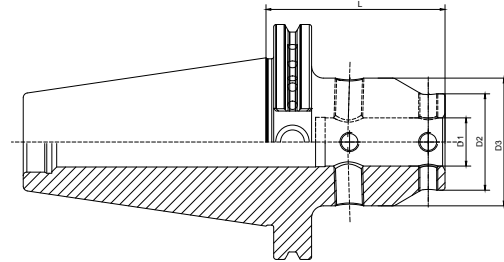
## UM Adjustable Tool Holder

### UM 调零刀柄


A ↗  
≤0.003

G Value  
G6.3 G2.5

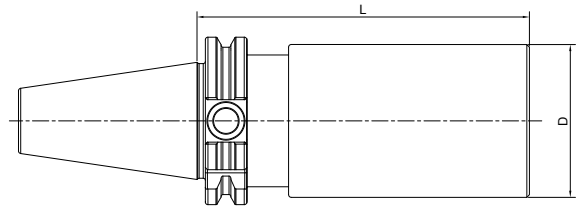
AD AD/B



Size	D1	D2	D3	L
SK40-UM12-65	12	28	44.5	65
SK40-UM16-65	16	32	48	65
SK40-UM20-85	20	40	53	85
SK40-UM25-100	25	48	63	100
SK40-UM32-105	32	52	63	105
SK50-UM12-65	12	28	44.5	65
SK50-UM16-65	16	32	48	65
SK50-UM20-75	20	40	53	75
SK50-UM25-85	25	48	63	85
SK50-UM32-90	32	52	63	90



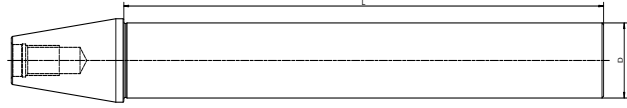

## Boring Bar Blank 基础柄



Size	D	L
SK30-D50-200	50	200
SK40-D50-200	50	200
SK40-D50-250	50	250
SK40-D63-250	63	250
SK50-D100-160	100	160
SK50-D100-250	100	250

Other sizes can be made by request.



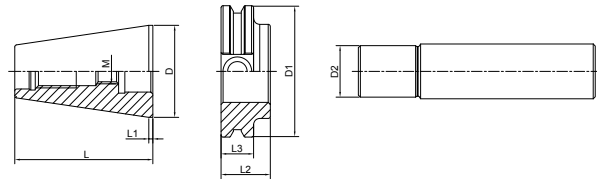
**Test Arbor**  
**主轴检测棒**


Size	D	L
SK30-32-250	32	250
SK40-40-300	40	300
SK50-50-300	50	300





## Alignment Tool for ATC Arm 调整机械手用组合模具



Size	D	D1	D2	L	L1	L2	L3	M
SK30-ATC-18D	31.75	50	18	51	3.2	20	15.9	M12
SK40-ATC-20D	44.45	63.55	20	71.6	3.2	25	15.9	M12
SK50-ATC-28D	69.85	97.5	28	104.95	3.2	35	15.9	M16

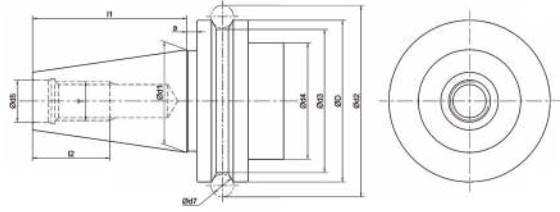

### Usage:

- 1) Put the Taper to the machine Spindle
- 2) Install flange to the ATC arm
- 3) Insert Pin into the flange
- 4) Adjust ATC arm and make sure the pin front part into the flange completely.



# ISO TOOL HOLDERS

## ISO Taper Standard ISO 锥柄标准

**ISO**


Size	D	d1	d2	d3	d4	d5	d7	l1	l2
ISO30	50	31.75	59.3	44.3	45	13	7	47.8	24
ISO40	63.55	44.45	72.3	56.25	50	17	7	68.4	32

**Material:** Alloyed case hardened steel  
**Surface Treatment:** Blackening and Bright  
**Taper tolerance:** <AT3  
**Hardness:** HRC 58-62  
**Carbon depth:** 0.8±0.2mm  
**Surface Roughness:** Ra<0.005mm  
**Balancing:** G2.5/25000  
**Cooling:** AD

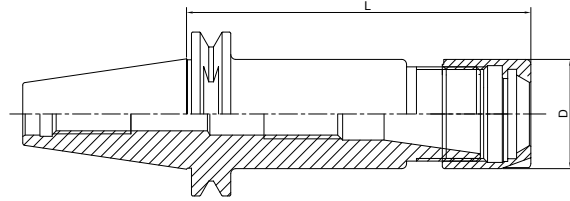
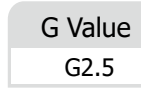
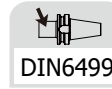
## ISO TOOLING SYSTEM ISO 工具系统

ER Collet Chuck.....	B.46
ER弹簧夹头刀柄.....	B.46
ER Collet Chuck .....	B.47
ER弹簧夹头刀柄.....	B.47
ER Collet Chuck.....	B.48
ER弹簧夹头刀柄 .....	B.48



## ER Collet Chuck without Drive Slots

### ER 弹簧夹头刀柄



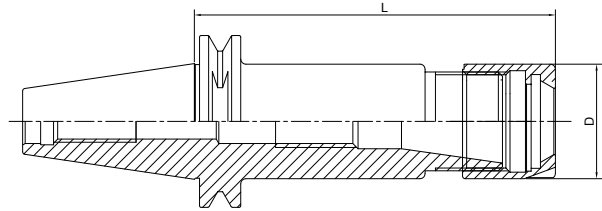
Size	D	L	Capacity
ISO10-ER11A-25	19	25	1-7
ISO20-ER16A-35	28	35	1-10
ISO20-ER20A-35	34	35	1-13
ISO25-ER16A-35	28	35	1-10
ISO25-ER20A-35	34	35	1-13
ISO30-ER16A-50	28	50	1-10
ISO30-ER20A-50	34	50	1-13

ISO10 is with pull stud  
ISO10 刀柄拉钉一体



**ER Collet Chuck without Drive Slots**  
**ER 弹簧夹头刀柄**

DIN6499	A $\nearrow$ $\leq 0.003$	G Value G2.5	AD
---------	------------------------------	-----------------	----



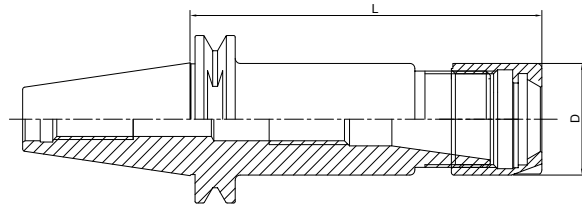
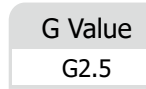
ISO

Size	D	L	Capacity
ISO20-ER16MS-35	22	35	1-10
ISO20-ER20MS-35	28	35	1-13
ISO25-ER16MS-35	22	35	1-10
ISO25-ER20MS-35	28	35	1-13
ISO25-ER25MS-35	35	35	2-16



## ER Collet Chuck without Drive Slots

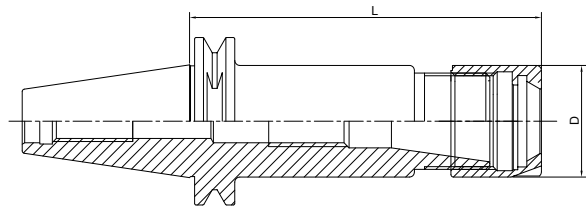
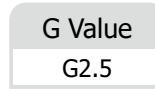
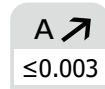
### ER 弹簧夹头刀柄



Size	D	L	Capacity
ISO25-ER25-35	42	35	2-16
ISO30-ER25-50	42	50	2-16
ISO30-ER32-50	50	50	2-20
ISO30-ER40-60	63	60	3-26



**ER Collet Chuck without Drive Slots**  
**ER 弹簧夹头刀柄**



Size	D	L	Capacity
ISO10-ER11M-25	16	25	1-7
ISO20-ER20M-35	28	35	1-13
ISO25-ER20M-35	28	35	1-13
ISO30-ER25M-50	35	50	2-16

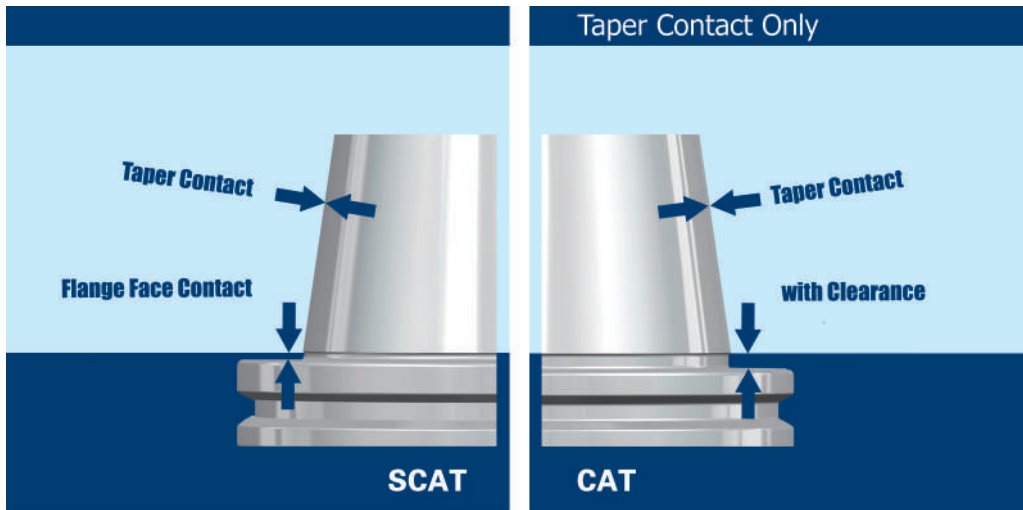


**TOOL HOLDERS**

---

**SCAT**  
**CAT**

## SCAT DualDrive (Double Contact) Tool Holders



Taper and Flange Face Dual Contact System Advantages:

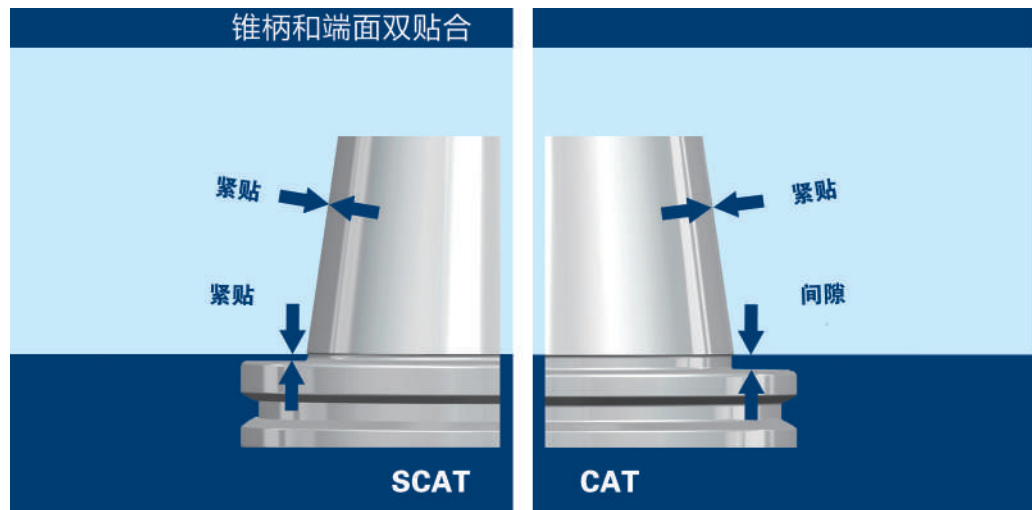
- \* Improve tool holder stability when high speed working.
- \* Improve workpiece surface finish.
- \* Improve working dimension accuracy.
- \* Improve ATC repeatability.
- \* Improve the roundness when boring operation.
- \* Extend cutting tool life.

ORDER SPECIFICATION:

PLEASE CHANGE CAT SIZES TO SCAT ACCORDINGLY.

PLEASE ORDER SCAT SPINDLE MACHINING CENTERS FOR BETTER PERFORMANCE.

## SCAT 双接触刀柄



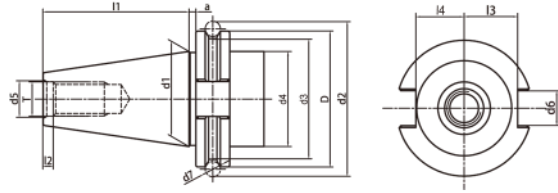
使用 SCAT 双接触刀柄优势：

- \* 高速加工时提高刀柄稳定性；
- \* 提高工件表面光洁度；
- \* 提高加工精度；
- \* 提高 ATC 的重复精度；
- \* 提高镗孔加工圆度；
- \* 增加刀具使用寿命。

订购说明：

请把 CAT 刀柄型号里的 CAT 改为 SCAT 即可；  
为了更好的使用效果，请订购带 SCAT 主轴的加工中心。

## CAT Taper Standard CAT 锥柄标准



Size	D	d1	d2	d3	d4	d5	d6	d7	l1	l2	l3	l4	l5	T
CAT30	1.812	1.25	2.176	1.531	1.25	0.516	0.645	0.2813	1.875	0.188	0.735	0.64	0.44	1/2-13
CAT40	2.500	1.75	2.863	2.219	1.75	0.641	0.645	0.2813	2.687	0.188	0.985	0.89	0.44	5/8-11
CAT50	3.875	2.75	4.238	3.594	2.75	1.020	1.020	0.2813	4.000	0.250	1.485	1.39	0.44	1-8

**Taper standard:** ANSI B5.50

**Material:** Alloyed case hardened steel

**Surface Treatment:** Blackening and Bright

**Taper tolerance:** <AT3

**Hardness:** HRC 58-62

**Carbon depth:** 0.8±0.2mm

**Surface Roughness:** Ra<0.005mm

**Balancing:** G6.3/15000; G2.5/25000

**Cooling:** AD; AD/B can be made by request.

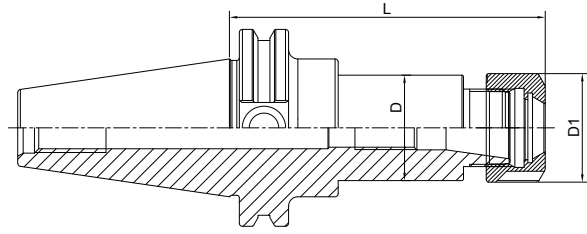
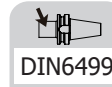
## CAT TOOLING SYSTEM CAT 工具系统

ER Collet Chuck .....	C.06
ER弹簧夹头刀柄 .....	C.06
Power Milling Chuck.....	C.08
强力铣刀柄 .....	C.08
OZ Collet Chuck .....	C.10
OZ夹头刀柄.....	C.10
SKS Collet Chuck .....	C.11
SKS 高速筒夹刀柄.....	C.11
TG Collet Chuck.....	C.12
TG 超强力刀柄 .....	C.12
Precision Screw Collet Chuck .....	C.13
NDC 后拉刀柄 .....	C.13
Face Mill Holder .....	C.14
面铣刀柄.....	C.14
Side Cutter Arbor.....	C.15
侧铣刀柄 .....	C.15
End Mill Holder.....	C.17
侧固刀柄.....	C.17
Morse Taper Adapter .....	C.19
带扁尾莫氏刀柄.....	C.19
Tool Holder Adatper Sleeve .....	C.20
转换刀柄 .....	C.20
Drill Chuck Adapter .....	C.23
钻接杆 .....	C.23
APU Drill Chuck Holder .....	C.24
APU钻夹头刀柄.....	C.24
Precision Drill Chuck Holder .....	C.25
精密钻夹头刀柄 .....	C.25
Quick Change Tapping Chuck .....	C.26
弹性快换攻丝刀柄 .....	C.26
Screw-in Milling Cutter Holder.....	C.27
SOM 锁牙刀柄 .....	C.27
Boring Bar Blank .....	C.31
基础柄 .....	C.31
Runout Adjustable Flange Adapter.....	C.32
可调节精度法兰刀柄 .....	C.32
UM Adjustable .....	C.33
UM调零刀柄 .....	C.33
Test Arbor .....	C.34
主轴检测棒 .....	C.34
Alignment Tool for ATC Arm .....	C.35
调整机械用手用组合模具 .....	C.35



SCAT  
CAT

## ER Collet Chuck with UM Nut ER 弹簧夹头刀柄



Size	D	D1	L	Capacity
CAT40-ER16UM-2.5"	44.45	32	2.5"	1-10
CAT40-ER20UM-2.5"	34	35	2.5"	1-13
CAT40-ER25-2.5"	42	42	2.5"	2-16
CAT40-ER32-2.5"	44.45	50	2.5"	2-20
CAT40-ER40-3"	50	63	3"	3-26
CAT40-ER16UM-4"	28	32	4"	1-10
CAT40-ER20UM-4"	34	35	4"	1-13
CAT40-ER25-4"	42	42	4"	2-16
CAT40-ER32-4"	44.45	50	4"	2-20
CAT40-ER40-4"	50	63	4"	3-26
CAT40-ER16UM-6"	28	32	6"	1-10
CAT40-ER20UM-6"	34	35	6"	1-13
CAT40-ER25-6"	42	42	6"	2-16
CAT40-ER32-6"	44.45	50	6"	2-20
CAT40-ER40-6"	50	63	6"	3-26
CAT40-ER16UM-8"	28	32	8"	1-10
CAT40-ER20UM-8"	34	35	8"	1-13
CAT40-ER25-8"	42	42	8"	2-16
CAT40-ER32-8"	44.45	50	8"	2-20
CAT40-ER40-8"	50	63	8"	3-26

**SCAT  
CAT**

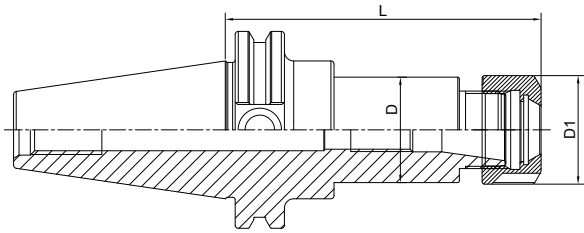

**ER Collet Chuck with UM Nut**  
**ER 弹簧夹头刀柄**

DIN6499

A ↗
≤0.003

G Value
G2.5 G6.3

AD AD/B



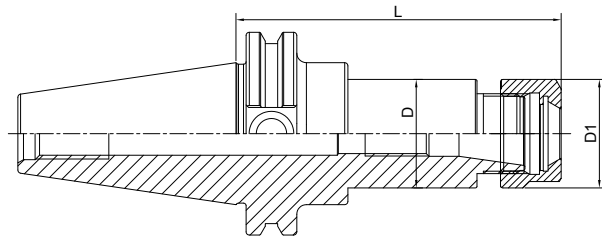
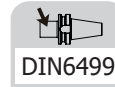
**SCAT  
CAT**

Size	D	D1	L	Capacity
CAT50-ER16UM-2"	28	32	2"	1-10
CAT50-ER20UM-2"	34	35	2"	1-13
CAT50-ER25-2"	32	42	2"	2-16
CAT50-ER32-2"	44.45	50	2"	2-20
CAT50-ER16UM-4"	28	32	4"	1-10
CAT50-ER20UM-4"	34	35	4"	1-13
CAT50-ER25-4"	42	42	4"	2-16
CAT50-ER32-4"	50	50	4"	2-20
CAT50-ER40-4"	63	63	4"	3-26
CAT50-ER50-4"	78	78	4"	6-34
CAT50-ER16UM-6"	28	32	6"	1-10
CAT50-ER20UM-6"	34	35	6"	1-13
CAT50-ER25-6"	42	42	6"	2-16
CAT50-ER32-6"	50	50	6"	2-20
CAT50-ER40-6"	63	63	6"	3-26
CAT50-ER16UM-8"	28	32	8"	1-10
CAT50-ER20UM-8"	34	35	8"	1-13
CAT50-ER25-8"	42	42	8"	2-16
CAT50-ER32-8"	50	50	8"	2-20
CAT50-ER40-8"	63	63	8"	3-26



## ER Collet Chuck with Hex Nut

### ER 弹簧夹头刀柄

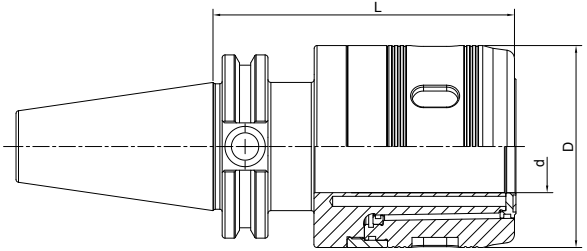


Size	D	D1	L	Capacity
CAT40-ER11A-2.5"	19	19	2.5"	1-7
CAT40-ER16A-2.5	44.45	28	2.5"	1-10
CAT40-ER20A-2.5	34	34	2.5"	1-13
CAT40-ER11A-4"	19	19	4"	1-7
CAT40-ER16A-4"	28	28	4"	1-10
CAT40-ER20A-4"	34	34	4"	1-13
CAT40-ER11A-6"	19	19	6"	1-7
CAT40-ER16A-6"	28	28	6"	1-10
CAT40-ER20A-6"	34	34	6"	1-13
CAT40-ER16A-8"	28	28	8"	1-10
CAT40-ER20A-8"	34	34	8"	1-13
CAT50-ER16A-2"	28	28	2"	1-10
CAT50-ER20A-2"	34	34	2"	1-13
CAT50-ER16A-4"	28	28	4"	1-10
CAT50-ER20A-4"	34	34	4"	1-13
CAT50-ER16A-6"	28	28	6"	1-10
CAT50-ER20A-6"	34	34	6"	1-13
CAT50-ER16A-8"	28	28	8"	1-10
CAT50-ER20A-8"	34	34	8"	1-13



**Power Milling Chuck**  
**強力铣刀柄**

A ↗ ≤0.008	G Value G6.3	AD
---------------	-----------------	----



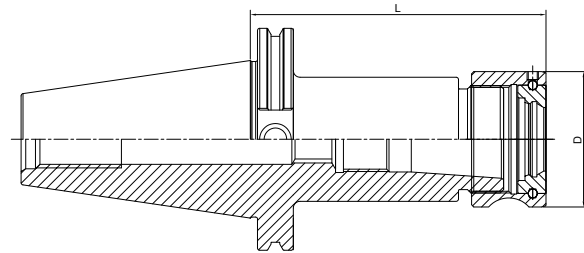
Size	d	D	L	Collet
CAT40-HC3/4"-4"	3/4"	50	5"	C3/4"
CAT40-HC1"-4"	1"	59	5"	C1"
CAT40-HC1-1/4"-4"	1.25"	70	5"	C1-1/4"
CAT50-HC3/4"-4'	3/4"	50	5"	C3/4"
CAT50-HC1"-4"	1"	59	5"	C1"
CAT50-HC1-1/4"-4"	1.25"	70	5"	C1-1/4"

SCAT  
CAT



**TG Collet Chuck**  
**TG 超強力刀柄**

A ↗ ≤0.005	G Value G6.3	AD
---------------	-----------------	----

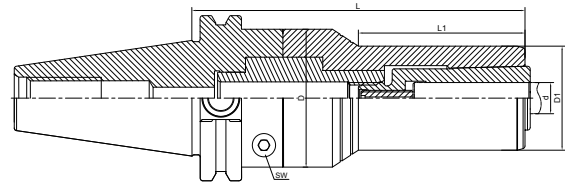


Size	D	L	Collet	Capacity
CAT40-TG75-3"	1.968"	3"	TG 75	0.094 - 0.75"
CAT40-TG75-5"	1.968"	5"	TG 75	0.094 - 0.75"
CAT40-TG100-3"	2.362"	3"	TG 100	0.094 - 1.0"
CAT40-TG100-5.5"	2.362"	5.5"	TG 100	0.094 - 1.0"
CAT50-TG75-3.5"	1.968"	3.5"	TG 75	0.094 - 0.75"
CAT50-TG75-5.5"	1.968"	5.5"	TG 75	0.094 - 0.75"
CAT50-TG100-3.5"	2.362"	3.5"	TG 100	0.094 - 1.0"
CAT50-TG100-5.5"	2.362"	5.5"	TG 100	0.094 - 1.0"



**Precision Screw Collet Chuck**  
**NDC 后拉刀柄**

A ↗ ≤0.003	G Value G6.3	AD
---------------	-----------------	----



Size	L	L1	D	D1	Capacity
CAT40-NDC20-83	83	20	50	40	3-20
CAT40-NDC20-112	112	45	50	40	3-20
CAT50-NDC20-83	83	18	63	40	3-20
CAT50-NDC20-112	112	45	63	40	3-20
CAT50-NDC25-130	130	-	70	52.5	16-32

SCAT  
CAT

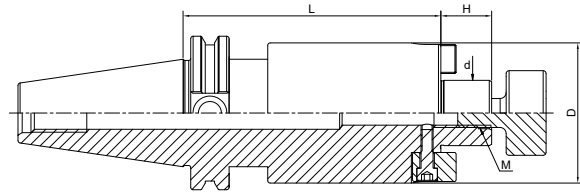


## Face Mill Holder Inch 英制面铣刀柄

A ↗  
≤0.005

G Value  
G2.5 G6.3

AD AD/B

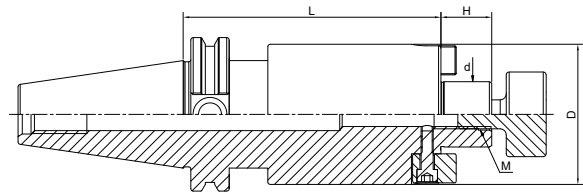


Size	d	D	L	H	M
CAT40-FMA1/2"-1.75"	1/2"	36.576	1.75"	13.97	1/4-28
CAT40-FMA3/4"-1.75"	3/4"	42.926	1.75"	17.45	3/8-24
CAT40-FMA1"-2"	1"	55.626	2"	17.45	1/2-20
CAT40-FMA1-1/4"-2"	1-1/4"	69.85	2"	17.45	5/8-18
CAT40-FMA1-1/2"-2"	1-1/2"	78	2"	23.83	3/4-16
CAT40-FMA1/2"-4"	1/2"	36.576	4"	13.97	1/4-28
CAT40-FMA3/4"-4"	3/4"	42.926	4"	17.45	3/8-24
CAT40-FMA1"-4"	1"	55.626	4"	17.45	1/2-20
CAT40-FMA1-1/4"-4"	1-1/4"	69.85	4"	17.45	5/8-18
CAT40-FMA1-1/2"-4"	1-1/2"	78	4"	23.83	3/4-16
CAT40-FMA3/4"-6"	3/4"	42.926	6"	17.45	3/8-24
CAT40-FMA1"-6"	1"	55.626	6"	17.45	1/2-20
CAT40-FMA3/4"-8"	3/4"	42.926	8"	17.45	3/8-24
CAT40-FMA1"-8"	1"	55.626	8"	17.45	1/2-20



**Face Mill Holder Inch**  
**英制面铣刀柄**

A ↗ ≤0.005	G Value G2.5 G6.3	AD AD/B
---------------	----------------------	---------



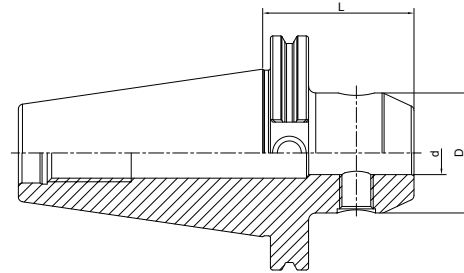
SCAT  
CAT

Size	d	D	L	H	M
CAT50-FMA1/2"-1.38"	1/2"	36.576	1.38"	13.97	1/4-28
CAT50-FMA3/4"-2"	3/4"	42.926	2"	17.45	3/8-24
CAT50-FMA1"-2"	1"	55.626	2"	17.45	1/2-20
CAT50-FMA1-1/4"-2"	1-1/4"	69.85	2"	17.45	5/8-18
CAT50-FMA1-1/2"-2"	1-1/2"	78	2"	23.83	3/4-16
CAT50-FMA2"-2"	2"	98	2"	23.83	1-14
CAT50-FMA3/4"-4"	3/4"	42.926	4"	17.45	3/8-24
CAT50-FMA1"-4"	1"	55.626	4"	17.45	1/2-20
CAT50-FMA1-1/4"-4"	1-1/4"	69.85	4"	17.45	5/8-18
CAT50-FMA1-1/2"-4"	1-1/2"	78	4"	23.83	3/4-16
CAT50-FMA2"-4"	2"	98	4"	23.83	1-14
CAT50-FMA3/4"-6"	3/4"	42.926	6"	17.45	3/8-24
CAT50-FMA1"-6"	1"	55.626	6"	17.45	1/2-20
CAT50-FMA1-1/4"-6"	1-1/4"	69.85	6"	17.45	5/8-18
CAT50-FMA1-1/2"-6"	1-1/2"	78	6"	23.83	3/4-16
CAT50-FMA3/4"-8"	3/4"	42.926	8"	17.45	3/8-24
CAT50-FMA1"-8"	1"	55.626	8"	17.45	1/2-20
CAT50-FMA1-1/4"-8"	1-1/4"	69.85	8"	17.45	5/8-18
CAT50-FMA1-1/2"-8"	1-1/2"	78	8"	23.83	3/4-16



## End Mill Holder Weldon 侧固刀柄

DIN6359/1835B	A ↗ ≤0.005	G Value G6.3 G2.5	AD AD/B
---------------	------------	-------------------	---------



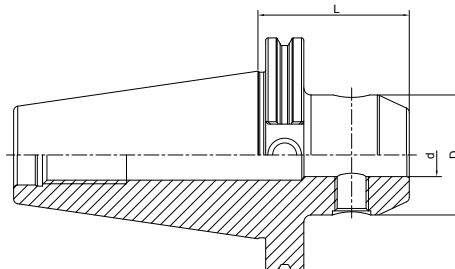
Size	d	D	L
CAT40-SLA1/8"-1.38"	1/8"	17.526	1.38"
CAT40-SLA3/16"-1.38"	3/16"	17.526	1.38"
CAT40-SLA1/4"-1.38"	1/4"	19.81	1.38"
CAT40-SLA5/16"-1.38"	5/16"	22.225	1.38"
CAT40-SLA3/8"-1.38"	3/8"	25.4	1.38"
CAT40-SLA1/2"-1.75"	1/2"	31.75	1.75"
CAT40-SLA5/8"-1.75"	5/8"	38.1	1.75"
CAT40-SLA3/4"-1.75"	3/4"	44.45	1.75"
CAT40-SLA7/8"-1.75"	7/8"	47.625	1.75"
CAT40-SLA1"-1.75"	1"	50.8	1.75"
CAT40-SLA1-1/4"-2"	1-1/4"	63.5	2"
CAT40-SLA1/8"-2.5"	1/8"	17.526	2.5"
CAT40-SLA3/16"-2.5"	3/16"	17.526	2.5"
CAT40-SLA1/4"-2.5"	1/4"	19.81	2.5"
CAT40-SLA5/16"-2.5"	5/16"	22.225	2.5"
CAT40-SLA3/8"-2.5"	3/8"	25.4	2.5"
CAT40-SLA7/16"-2.5"	7/16"	28.575	2.5"
CAT40-SLA1/2"-2.5"	1/2"	31.75	2.5"
CAT40-SLA5/8-3"	5/8"	38.1	3"
CAT40-SLA3/4"-3"	3/4"	44.45	3"
CAT40-SLA7/8"-3.5"	7/8"	47.625	3.5"
CAT40-SLA1"-3"	1"	50.8	2"



**End Mill Holder Weldon**  
**侧固刀柄**



DIN6359/1835B	A $\leq 0.005$	G Value G6.3 G2.5	AD AD/B
---------------	----------------	----------------------	---------



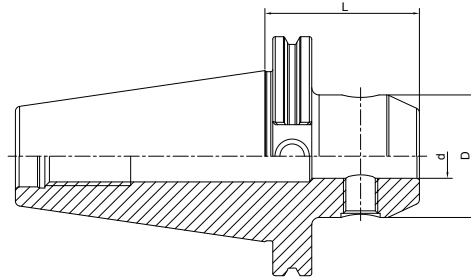
**SCAT  
CAT**

Size	d	D	L
CAT40-SLA1/8"-4"	1/8"	17.526	4"
CAT40-SLA3/16"-4"	3/16"	17.526	4"
CAT40-SLA1/4"-4"	1/4"	19.81	4"
CAT40-SLA5/16"-4"	5/16"	22.225	4"
CAT40-SLA3/8"-4"	3/8"	25.4	4"
CAT40-SLA1/2"-4"	1/2"	31.75	4"
CAT40-SLA5/8"-4"	5/8"	38.1	4"
CAT40-SLA3/4"-4"	3/4"	44.45	4"
CAT40-SLA1"-4"	1"	50.8	4"
CAT40-SLA1-1/4"-4"	1-1/4"	63.5	4"
CAT40-SLA1-1/2"-4"	1-1/2"	63.5	4"
CAT40-SLA1/4"-6"	1/4"	19.81	6"
CAT40-SLA5/16"-6"	5/16"	22.225	6"
CAT40-SLA3/8"-6"	3/8"	25.4	6"
CAT40-SLA1/2"-6"	1/2"	31.75	6"
CAT40-SLA5/8"-6"	5/8"	38.1	6"
CAT40-SLA3/4"-6"	3/4"	44.45	5.5"
CAT40-SLA7/8"-6"	7/8"	47.625	6"
CAT40-SLA1"-6"	1"	50.8	6"
CAT40-SLA1-1/4"-6"	1-1/4"	63.5	6"
CAT40-SLA1-1/2"-6"	1-1/2"	63.5	6"



## End Mill Holder Weldon 侧固刀柄

DIN6359/1835B	A $\leq 0.005$	G Value G6.3 G2.5	AD AD/B
---------------	----------------	----------------------	---------



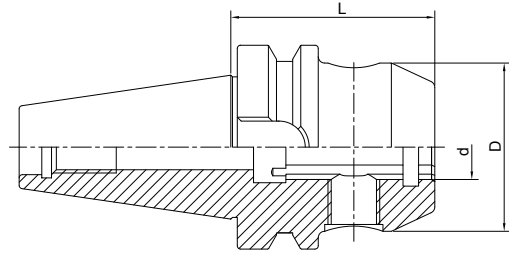
Size	d	D	L
CAT50-SLA3/16"-2.5"	3/16"		2.5"
CAT50-SLA1/4"-2.5"	1/4"	19.81	2.5"
CAT50-SLA5/16"-2.5"	5/16"	22.225	2.5"
CAT40-SLA3/8"-2.5"	3/8"	25.4	2.5"
CAT50-SLA7/16"-2.5"	7/16"	28.575	2.5"
CAT50-SLA1/2"-2.62"	1/2"	31.75	2.62"
CAT50-SLA5/8"-3"	5/8"	38.1	3"
CAT50-SLA3/4-3"	3/4"	44.45	3"
CAT50-SLA1"-2"	1"	50.8	2"
CAT50-SLA1-1/4"-2"	1-1/4"	63.5	2"
CAT50-SLA1-1/2"-2.25"	1-1/2"	63.5	2.25"
CAT50-SLA2"-5.62"	2"	95.25	5.62"
CAT50-SLA1/4"-4"	1/4"	19.81	4"
CAT50-SLA5/16"-4"	5/16"	22.225	4"
CAT50-SLA3/8"-4"	3/8"	25.4	4"
CAT50-SLA7/16"-4"	7/16"	28.575	4"
CAT50-SLA1/2"-4"	1/2"	31.75	4"
CAT50-SLA5/8"-4"	5/8"	38.1	4"
CAT50-SLA3/4"-4"	3/4"	44.45	4"
CAT50-SLA7/8"-4"	7/8"	47.625	4"
CAT50-SLA1"-4"	1"	50.8	4"
CAT50-SLA1-1/4"-4"	1-1/4"	63.5	4"
CAT50-SLA1-1/2"- 4"	1-1/2"	63.5	4"
CAT50-SLA1/4"-6"	1/4"	19.81	6"
CAT50-SLA5/16"-6"	5/16"	22.225	6"
CAT50-SLA3/8"-6"	3/8"	25.4	6"
CAT50-SLA7/16"-6"	7/16"	28.575	6"
CAT50-SLA1/2"-6"	1/2"	31.75	6"
CAT50-SLA5/8"-6"	5/8"	38.1	6"
CAT50-SLA3/4"-6"	3/4"	44.45	6"
CAT50-SLA7/8"-6"	7/8"	47.625	6"
CAT50-SLA1"-6"	1"	50.8	6"
CAT50-SLA1-1/4"-6"	1-1/4"	63.5	6"
CAT50-SLA1-1/2"- 6"	1-1/2"	63.5	6"






**End Mill Holder with Coolant Channels**  
**侧固刀柄，端面出水型**

DIN6359/1835B	A $\leq 0.005$	G Value G6.3 G2.5	AD AD/B
---------------	----------------	----------------------	---------



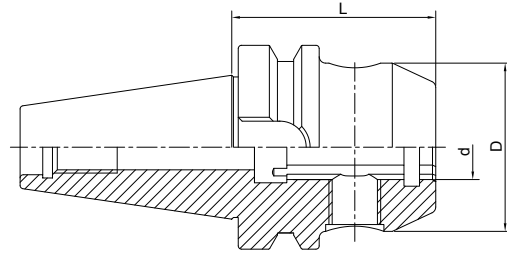
SCAT  
CAT

Size	d	D	L
CAT40-SLA1/8"-2.5"K	1/8"	17.526	2.5"
CAT40-SLA3/16"-2.5"K	3/16"	17.526	2.5"
CAT40-SLA1/4"-2.5"K	1/4"	19.81	2.5"
CAT40-SLA3/8"-2.5"K	3/8"	25.4	2.5"
CAT40-SLA7/16"-2.5"K	7/16"	28.575	2.5"
CAT40-SLA1/2"-2.5"K	1/2"	31.75	2.5"
CAT40-SLA5/8"-3"K	5/8"	38.1	3"
CAT40-SLA3/4"-3"K	3/4"	44.45	3"
CAT40-SLA7/8"-3.5"K	7/8"	47.625	3.5"
CAT40-SLA1"-3"K	1"	50.8	2"
CAT40-SLA1/8"-4"K	1/8"		4"
CAT40-SLA3/16"-4"K	3/16"		4"
CAT40-SLA1/4"-4"K	1/4"	19.81	4"
CAT40-SLA5/16"-4"K	5/16"	22.225	4"
CAT40-SLA3/8"-4"K	3/8"	25.4	4"
CAT40-SLA1/2"-4"K	1/2"	31.75	4"
CAT40-SLA1"-4"K	1"	50.8	4"
CAT40-SLA1-1/4"-4"K	1-1/4"	63.5	4"
CAT40-SLA1-1/2"-4"K	1-1/2"	63.5	4"
CAT40-SLA5/16"-6"K	5/16"	22.225	6"
CAT40-SLA3/8"-6"K	3/8"	25.4	6"
CAT40-SLA1/2"-6"K	1/2"	31.75	6"
CAT40-SLA5/8"-6"K	5/8"	38.1	6"
CAT40-SLA3/4"-6"K	3/4"	44.45	5.5"
CAT40-SLA1"-6"K	1"	50.8	6"
CAT40-SLA1-1/4"-6"K	1-1/4"	63.5	6"
CAT40-SLA1-1/2"-6"K	1-1/2"	63.5	6"



## End Mill Holder with Coolant Channels 侧固刀柄，端面出水型

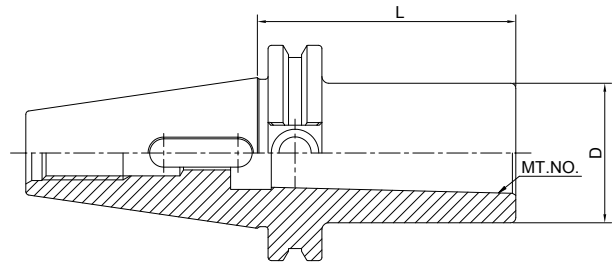
DIN6359/1835B	A $\leq 0.005$	G Value G6.3 G2.5	AD AD/B
---------------	----------------	----------------------	---------



Size	d	D	L
CAT50-SLA1/4"-2.5"K	1/4"	19.81	2.5"
CAT50-SLA5/16"-2.5"K	5/16"	22.225	2.5"
CAT40-SLA3/8"-2.5"K	3/8"	25.4	2.5"
CAT50-SLA7/16"-2.5"K	7/16"	28.575	2.5"
CAT50-SLA1/2"-2.62"K	1/2"	31.75	2.62"
CAT50-SLA5/8"-3"K	5/8"	38.1	3"
CAT50-SLA3/4-3"K	3/4"	44.45	3"
CAT50-SLA1"-2"K	1"	50.8	2"
CAT50-SLA1-1/2"- 2.25"K	1-1/2"	63.5	2.25"
CAT50-SLA2"-5.62"K	2"	95.25	5.62"
CAT50-SLA1/4"-4"K	1/4"	19.81	4"
CAT50-SLA5/16"-4"K	5/16"	22.225	4"
CAT50-SLA3/8"-4"K	3/8"	25.4	4"
CAT50-SLA7/16"-4"K	7/16"	28.575	4"
CAT50-SLA1/2"-4"K	1/2"	31.75	4"
CAT50-SLA5/8"-4"K	5/8"	38.1	4"
CAT50-SLA3/4"-4"K	3/4"	44.45	4"
CAT50-SLA7/8"-4"K	7/8"	47.625	4"
CAT50-SLA1"-4"K	1"	50.8	4"
CAT50-SLA1-1/4"-4"K	1-1/4"	63.5	4"
CAT50-SLA1-1/2"- 4"K	1-1/2"	63.5	4"
CAT50-SLA1/4"-6"K	1/4"	19.81	6"
CAT50-SLA5/16"-6"K	5/16"	22.225	6"
CAT50-SLA3/8"-6"K	3/8"	25.4	6"
CAT50-SLA7/16"-6"K	7/16"	28.575	6"
CAT50-SLA1/2"-6"K	1/2"	31.75	6"
CAT50-SLA5/8"-6"K	5/8"	38.1	6"
CAT50-SLA3/4"-6"K	3/4"	44.45	6"
CAT50-SLA7/8"-6"K	7/8"	47.625	6"
CAT50-SLA1"-6"K	1"	50.8	6"
CAT50-SLA1-1/4"-6"K	1-1/4"	63.5	6"
CAT50-SLA1-1/2"- 6"K	1-1/2"	63.5	6"

**Morse Taper Adapter with Tang**  
**带扁尾莫氏刀柄**

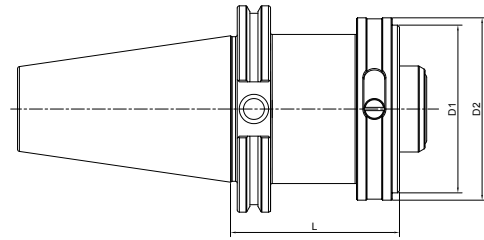
 DIN6383	 A $\leq 0.005$	 G Value G6.3	 AD
--	--	--	--




Size	MT. NO.	D	L
CAT40-MTA1-1.75"	1	25.40	1.75"
CAT40-MTA2-2"	2	31.75	2"
CAT40-MTA3-3"	3	41.45	3"
CAT40-MTA4-4"	4	50.80	4"
CAT50-MTA2-2"	2	31.75	2"
CAT50-MTA3-2"	3	41.45	2"
CAT50-MTA4-3"	4	50.80	3"
CAT50-MTA5-4"	5	69.85	4"

SCAT  
CAT

## Tool Holder Adatper Sleeve 转换刀柄



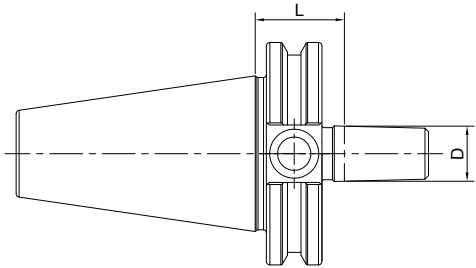
Size	D1	D2	L
CAT30-HSK32C-45	32	37	45
CAT30-HSK40C-60	40	45	60
CAT40-HSK32C-50	32	37	50
CAT40-HSK40C-50	40	45	50
CAT40-HSK50C-60	50	55	60
CAT40-HSK63C-75	63	70	75
CAT50-HSK32C-50	32	37	50
CAT50-HSK40C-50	40	45	50
CAT50-HSK50C-55	50	55	55
CAT50-HSK63C-55	63	70	55
CAT50-HSK80C-80	80	87	80
CAT50-HSK100C-95	100	110	95



**Drill Chuck Adapter**  
**钻接杆**



DIN238	A ↗ ≤0.005	G Value G6.3	A
--------	---------------	-----------------	---



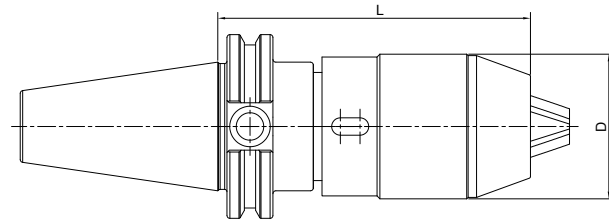
Size	D	L
CAT40-JT2-1.5"	14.199	1.5"
CAT40-JT3-1.5"	20.599	1.5"
CAT40-JT4-1.5"	28.55	1.5"
CAT40-JT6-1.5"	17.17	1.5"
CAT40-JT33-1.5"	15.85	1.5"
CAT50-JT2-1.5"	14.199	1.5"
CAT50-JT3-1.5"	20.599	1.5"
CAT50-JT4-1.5"	28.55	1.5"
CAT50-JT6-1.5"	17.17	1.5"
CAT50-JT33-1.5"	15.85	1.5"

SCAT  
CAT



## APU Drill Chuck Holder

### APU 钻夹头刀柄

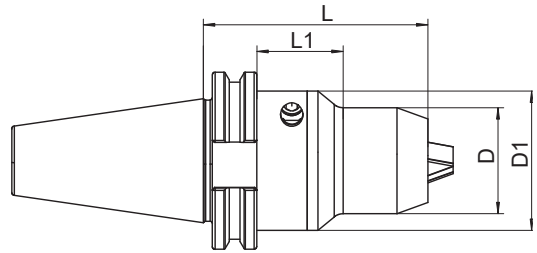


Size	D	L	Capacity
CAT40-APU08-85	36	85	1-8
CAT40-APU13-100	48	100	1-13
CAT40-APU16-110	53	110	3-16
CAT50-APU13-100	48	100	1-13
CAT50-APU16-105	53	105	3-16




**Precision Drill Chuck Holder**  
**精密钻夹头刀柄**

A ↗ ≤0.03	G Value G6.3	AD
--------------	-----------------	----



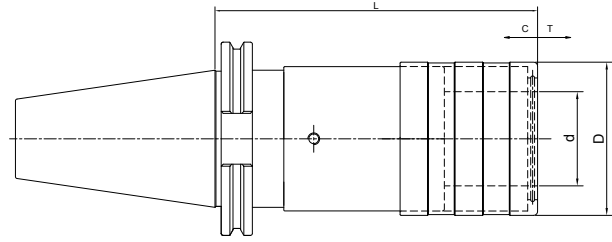
SCAT  
CAT

Size	D	D1	L	L1	Capacity
CAT40-CPU10-80	38	50	80	28.9	1-10
CAT40-CPU13-90	50	-	90	-	1-13
CAT40-CPU16-90	50	-	90	-	1-16
CAT50-CPU13-100	50	-	100	-	1-13
CAT50-CPU16-100	50	-	100	-	1-16



## Quick Change Tapping Chuck with Length Compensation

### 弹性快换攻丝刀柄



Size	D	d	L	T	C
CAT40-TC312-65	36	19	65	7.5	7.5
CAT40-TC820-93	54	31	93	12.5	12.5
CAT40-TC1433-156	78	48	156	22	22
CAT50-TC312-100	36	19	100	7.5	7.5
CAT50-TC820-100	54	31	100	12.5	12.5
CAT50-TC1433-142	78	48	142	22	22

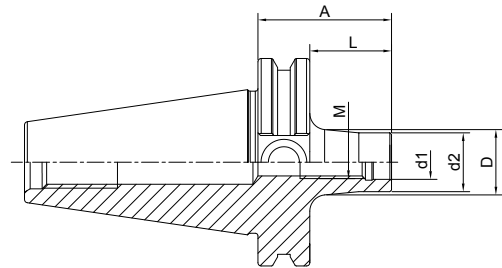




## Screw-in Milling Cutter Holder 锁牙刀柄, 锥柄型




A ↗ ≤0.005	G Value G6.3	AD AD/B
---------------	-----------------	---------



SCAT  
CAT

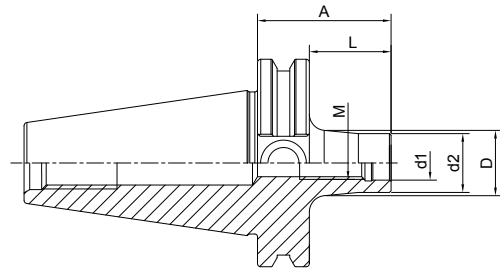
Size	M	d1	d2	A	L	D
CAT40-SOM08-44 L=25	8	8.5	14.5	44	25	15
CAT40-SOM08-69 L=50	8	8.5	14.5	69	50	23
CAT40-SOM08-94 L=75	8	8.5	14.5	94	75	23
CAT40-SOM08-119 L=100	8	8.5	14.5	119	100	25
CAT40-SOM10-24 L=5	10	10.5	18	24	5	18
CAT40-SOM10-44 L=25	10	10.5	18	44	25	20
CAT40-SOM10-69 L=50	10	10.5	18	69	50	23
CAT40-SOM10-94 L=75	10	10.5	18	94	75	28
CAT40-SOM10-119 L=100	10	10.5	18	119	100	32
CAT40-SOM10-169 L=150	10	10.5	18	169	150	36.5
CAT40-SOM12-24 L=5	12	12.5	21	24	5	21
CAT40-SOM12-44 L=25	12	12.5	21	44	25	24
CAT40-SOM12-69 L=50	12	12.5	21	69	50	24
CAT40-SOM12-94 L=75	12	12.5	21	94	75	31
CAT40-SOM12-119 L=100	12	12.5	21	119	100	33
CAT40-SOM12-144 L=125	12	12.5	21	144	125	36
CAT40-SOM12-169 L=150	12	12.5	21	169	150	40
CAT40-SOM16-24 L=5	16	17	29	24	5	29
CAT40-SOM16-44 L=25	16	17	29	44	25	29
CAT40-SOM16-69 L=50	16	17	29	69	50	34
CAT40-SOM16-94 L=75	16	17	29	94	75	34
CAT40-SOM16-119 L=100	16	17	29	119	100	36
CAT40-SOM16-144 L=125	16	17	29	144	125	40
CAT40-SOM16-169 L=150	16	17	29	169	150	42.5



## Screw-in Milling Cutter Holder

### 锁牙刀柄, 锥柄型

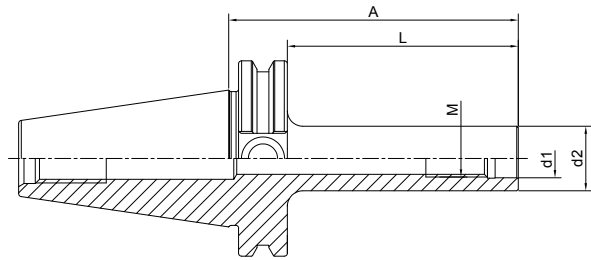
A ↗ ≤0.005	G Value G6.3	AD AD/B
---------------	-----------------	---------



Size	M	d1	d2	A	L	D
CAT50-SOM08-69 L=50	8	8.5	14.5	69	50	23
CAT50-SOM08-119 L=100	8	8.5	14.5	119	100	25
CAT50-SOM08-169 L=150	8	8.5	14.5	169	150	30
CAT50-SOM10-69 L=50	10	10.5	18	69	50	23
CAT50-SOM10-119 L=100	10	10.5	18	119	100	32
CAT50-SOM10-169 L=150	10	10.5	18	169	150	36.5
CAT50-SOM12-69 L=50	12	12.5	21	69	50	24
CAT50-SOM12-119 L=100	12	12.5	21	119	100	33
CAT50-SOM12-169 L=150	12	12.5	21	169	150	40
CAT50-SOM16-69 L=50	16	17	29	69	50	34
CAT50-SOM16-119 L=100	16	17	29	119	100	36
CAT50-SOM16-169 L=150	16	17	29	169	150	42.5

**Screw-in Milling Cutter Holder**  
**锁牙刀柄, 直柄型**

A ↗ ≤0.005	G Value G6.3	AD AD/B
---------------	-----------------	---------



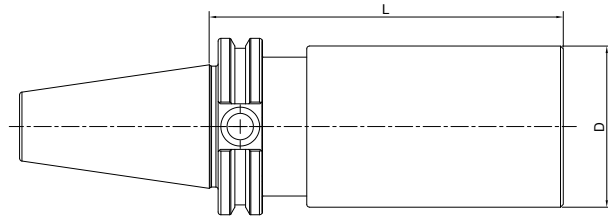
SCAT  
CAT

Size	M	d1	d2	A	L
CAT40-M10-119 L=100	10	10.5	18	119	100
CAT40-M10-169 L=150	10	10.5	18	169	150
CAT40-M12-119 L=100	12	12.5	21	119	100
CAT40-M12-144 L=125	12	12.5	21	144	125
CAT40-M12-169 L=150	12	12.5	21	169	150
CAT40-M16-119 L=100	16	17	29	119	100
CAT40-M16-144 L=125	16	17	29	144	125
CAT40-M16-169 L=150	16	17	29	169	150
CAT50-M10-119 L=100	10	10.5	18	119	100
CAT50-M10-169 L=150	10	10.5	18	169	150
CAT50-M12-119 L=100	12	12.5	21	119	100
CAT50-M12-169 L=150	12	12.5	21	169	150
CAT50-M16-119 L=100	16	17	29	119	100
CAT50-M16-169 L=150	16	17	29	169	150




## Boring Bar Blank

### 基础柄



Size	D	L
CAT40-2.5"-6"	2.5"	6"
CAT40-2.5"-10"	2.5"	10"
CAT40-4"-6"	4"	6"
CAT40-4"-10"	4"	10"
CAT50-2.5"-6"	2.5"	6"
CAT50-2.5"-10"	2.5"	10"
CAT50-4"-6"	4"	6"
CAT50-4"-10"	4"	10"
CAT50-6"-10"	6"	10"

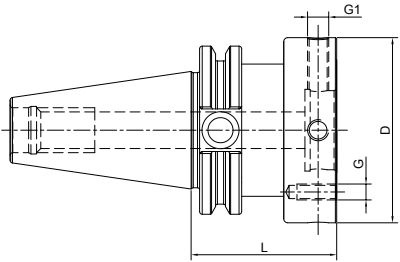
Other sizes can be made by request.



**Runout Adjustable Flange Adapter**  
**可调节精度法兰刀柄**



A ↗ ≤0.002	G Value G6.3 G2.5	AD
---------------	----------------------	----



SCAT  
CAT

CAT	CAT	D	L	G	G1
CAT40-MOD060-050	40	60	50	M5	M8x1
CAT40-MOD070-050	40	70	50	M6	M8x1
CAT40-MOD080-055	40	80	55	M6	M8x1
CAT40-MOD100-060	40	100	60	M8	M10x1
CAT50-MOD060-050	50	60	50	M5	M8x1
CAT50-MOD070-050	50	70	50	M6	M8x1
CAT50-MOD080-050	50	80	50	M6	M8x1
CAT50-MOD100-060	50	100	60	M8	M10x1
CAT50-MOD117-060	50	117	60	M8	M10x1
CAT50-MOD140-060	50	140	60	M10	M10x1



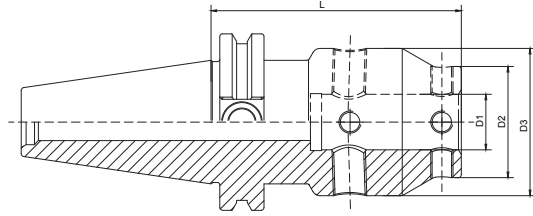
## UM Adjustable Tool Holder

### UM 调零刀柄


A ↗  
≤0.003

G Value  
G6.3 G2.5

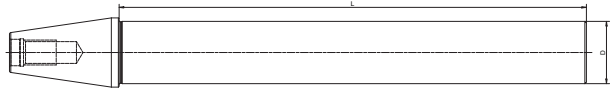

AD AD/B



Size	D1	D2	D3	L
CAT40-UM12-65	12	28	44.5	65
CAT40-UM16-80	16	32	48	80
CAT40-UM20-90	20	40	53	90
CAT40-UM25-100	25	48	63	100
CAT40-UM32-105	32	52	63	105
CAT50-UM12-80	12	28	44.5	80
CAT50-UM16-80	16	32	48	80
CAT50-UM20-90	20	40	53	90
CAT50-UM25-100	25	48	63	100
CAT50-UM32-105	32	52	63	105



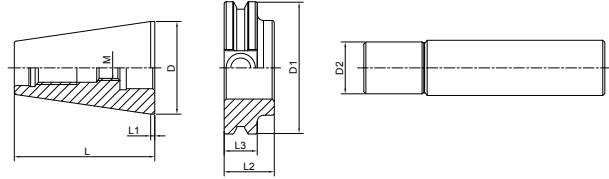
**Test Arbor**  
**主轴检测棒**



Size	D	L
CAT30-32-250	32	250
CAT40-40-300	40	300
CAT50-50-300	50	300

Other sizes can be made by request.

## Alignment Tool for ATC Arm 调整机械手用组合模具



Size	D	D1	D2	L	L1	L2	L3	M
CAT30-ATC-18D	31.75	46	18	50.8	3.175	20	15.875	M12
CAT40-ATC-20D	44.45	63.5	20	71.43	3.175	25	15.875	M12
CAT50-ATC-28D	69.85	98.43	28	104.78	3.175	35	15.875	M16



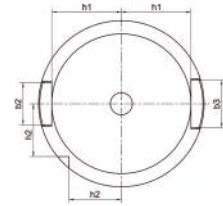
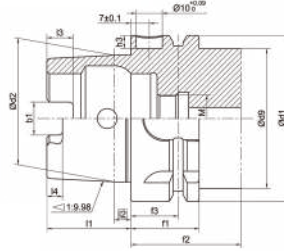


**TOOL HOLDERS**

---

**HSK-A**

## HSK-A Taper Standard HSK-A 锥柄标准



Size	d1	d2	d9	l1	l2	l3	l4	f1	f2	f3	h1	h2	h3	b1	b2	b3
HSK25A	25	19.006	20	13	2.5	4	2	10	20	4.5	10	7.5	-	6.05	6	7
HSK32A	32	24.007	26	16	3.2	5	3	20	35	16	13	9.5	5.4	7.05	7	9
HSK40A	40	30.007	34	20	4	6	3.5	20	35	16	17	12	5.2	8.05	9	11
HSK50A	50	38.009	42	25	5	7.5	4.5	26	42	18	21	15.5	5.1	10.54	12	14
HSK63A	63	48.010	53	32	6.3	10	6	26	42	18	26.5	20	5.0	12.54	16	18
HSK80A	80	60.012	68	40	8	12	8	26	42	18	34	25	4.9	16.04	18	20
HSK100A	100	75.013	88	50	10	15	10	29	45	20	44	31.5	4.9	20.02	20	22

**Taper standard:** DIN 69893; ISO 12164

**Material:** Alloyed case hardened steel

**Surface Treatment:** Blackening and Bright

**Taper tolerance:** <AT3

**Hardness:** HRC 58-62

**Carbon depth:** 0.8±0.2mm

**Surface Roughness:** Ra<0.005mm

**Balancing:** G6.3/15000; G2.5/25000

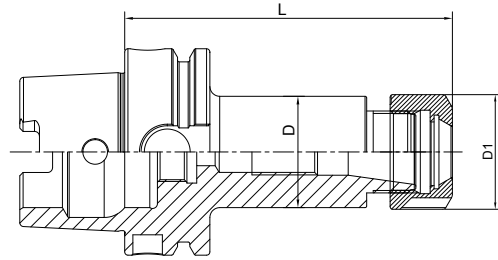

## HSK-A TOOLING SYSTEM HSK-A 工具系统目录

ER Collet Chuck.....	D.04
ER 弹簧夹头刀柄.....	D.04
Power Milling Chuck.....	D.09
强力铣刀柄 .....	D.09
OZ Collet Chuck.....	D.11
OZ 夹头刀柄.....	D.11
SKS Collet Chuck.....	D.12
SKS 高速筒夹刀柄 .....	D.12
TG Collet Chuck .....	D.13
TG 超强力刀柄.....	D.13
Precision Screw Collet Chuck .....	D.14
NDC后拉刀柄.....	D.14
Face Mill Holder.....	D.16
面铣刀柄 .....	D.16
Combi Shell Mill Holder .....	D.20
混合插入式铣刀柄.....	D.20
Side Cutter Arbor .....	D.22
侧铣刀柄.....	D.22
End Mill Holder .....	D.23
侧固刀柄.....	D.23
Morse Taper Adapter .....	D.28
带扁尾莫氏刀柄 .....	D.28
Morse Taper Adapter .....	D.29
带螺纹孔莫氏刀柄.....	D.29
Tool Holder Adatper Sleeve.....	D.30
转换刀柄.....	D.30
APU Drill Chuck Holder .....	D.31
APU 钻夹头刀柄.....	D.31
Precision Drill Chuck Holder.....	D.32
精密钻夹头刀柄 .....	D.32
Quick Change Tapping Chuck.....	D.33
弹性快换攻丝刀柄 .....	D.33
Screw-in Milling Cutter Holder .....	D.34
SOM 锁牙刀柄.....	D.34
Runout Adjustable Flange Adapter .....	D.36
可调节精度法兰刀柄 .....	D.36
UM Adjustable.....	D.37
UM调零刀柄 .....	D.37
Boring Bar Blank.....	D.38
基础柄.....	D.38
Test Arbor.....	D.39
主轴检测棒.....	D.39
Alignment Tool for ATC Arm .....	D.40
调整机械用手用组合模具 .....	D.40



**HSK**

## ER Collet Chuck with UM Nut ER 弹簧夹头刀柄

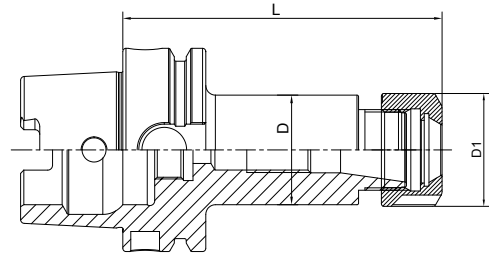


Size	D	D1	L1	Capacity
HSK32A-ER16UM-80	28	32	80	1-10
HSK32A-ER20UM-80	34	35	80	1-13
HSK32A-ER25-80	42	42	80	2-16
HSK32A-ER32-50	50	50	50	3-20
HSK40A-ER16UM-80	28	32	80	1-10
HSK40A-ER20UM-80	34	35	80	1-13
HSK40A-ER25-80	42	42	80	2-16
HSK40A-ER32-80	50	50	80	3-20
HSK50A-ER16UM-80	28	32	80	1-10
HSK50A-ER20UM-80	34	35	80	1-13
HSK50A-ER25-80	42	42	80	2-16
HSK50A-ER32-100	50	50	100	3-20
HSK63A-ER16UM-75	28	32	75	1-10
HSK63A-ER20UM-75	34	35	75	1-13
HSK63A-ER25-75	42	42	75	2-16
HSK63A-ER32-75	50	50	75	3-20
HSK63A-ER40-80	50	63	80	4-26
HSK63A-ER16UM-100	28	32	100	1-10
HSK63A-ER20UM-100	34	35	100	1-13
HSK63A-ER25-100	42	42	100	2-16
HSK63A-ER32-100	50	50	100	3-20
HSK63A-ER40-100	50	63	100	4-26
HSK63A-ER16UM-120	28	32	120	1-10
HSK63A-ER20UM-120	34	35	120	1-13
HSK63A-ER25-120	42	42	120	2-16
HSK63A-ER32-120	50	50	120	3-20
HSK63A-ER40-120	50	63	120	4-26



**ER Collet Chuck with UM Nut**  
**ER 弹簧夹头刀柄**

DIN6499	A $\nearrow$ $\leq 0.003$	G Value G2.5	AD
---------	------------------------------	-----------------	----



Size	D	D1	L1	Capacity
HSK63A-ER16UM-160T	28	32	160	1-10
HSK63A-ER20UM-160	34	35	160	1-13
HSK63A-ER25-160	42	42	160	2-16
HSK63A-ER32-160	50	50	160	3-20
HSK63A-ER40-160	50	63	160	4-26
HSK63A-ER16UM-200T	28	32	200	1-10
HSK63A-ER20UM-200	34	35	200	1-13
HSK63A-ER25-200	42	42	200	2-16
HSK63A-ER32-200	50	50	200	3-20
HSK63A-ER40-200	50	63	200	4-26
HSK80A-ER16UM-100	28	32	100	1-10
HSK80A-ER20UM-100	34	35	100	1-13
HSK80A-ER25-100	42	42	100	2-16
HSK80A-ER32-100	50	50	100	3-20
HSK80A-ER40-120	50	63	120	4-26

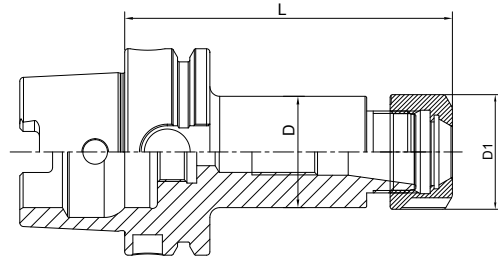

T refers to cutter side with taper design  
 T 代表刀具端锥柄设计

**HSK**



## ER Collet Chuck with UM Nut

### ER 弹簧夹头刀柄

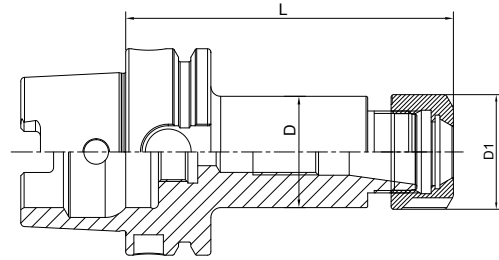
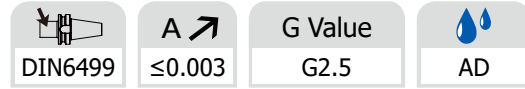


Size	D	D1	L1	Capacity
HSK100A-ER16UM-100	28	32	100	1-10
HSK100A-ER20UM-100	34	35	100	1-13
HSK100A-ER25-100	42	42	100	2-16
HSK100A-ER32-100	50	50	100	3-20
HSK100A-ER40-100	63	63	100	4-26
HSK100A-ER50-120	100	78	120	6-34
HSK100A-ER16UM-120T	28	32	120	1-10
HSK100A-ER20UM-120	34	35	120	1-13
HSK100A-ER25-120	42	42	120	2-16
HSK100A-ER32-120	50	50	120	3-20
HSK100A-ER40-120	63	63	120	4-26
HSK100A-ER16UM-160T	28	32	160	1-10
HSK100A-ER20UM-160	34	35	160	1-13
HSK100A-ER25-160	42	42	160	2-16
HSK100A-ER32-160	50	50	160	3-20
HSK100A-ER40-160	63	63	160	4-26
HSK100A-ER16UM-200T	28	32	200	1-10
HSK100A-ER20UM-200	34	35	200	1-13
HSK100A-ER25-200	42	42	200	2-16
HSK100A-ER32-200	50	50	200	3-20
HSK100A-ER40-200	63	63	200	4-26
HSK100A-ER25-250	42	42	250	2-16
HSK100A-ER32-250	50	50	250	3-20
HSK100A-ER40-250	63	63	250	4-26
HSK100A-ER25-300	42	42	300	2-16
HSK100A-ER32-300	50	50	300	3-20
HSK100A-ER40-300	63	63	300	4-26

T refers to cutter side with taper design  
T 代表刀具端锥柄设计

## ER Collet Chuck with Hex Nut

### ER 弹簧夹头刀柄



Size	D	D1	L1	Capacity
HSK32A-ER16A-80	28	28	80	1-10
HSK32A-ER20A-80	34	34	80	1-13
HSK40A-ER16A-80	28	28	80	1-10
HSK40A-ER20A-80	34	34	80	1-13
HSK50A-ER16A-80	28	28	80	1-10
HSK50A-ER20A-80	34	34	80	1-13
HSK63A-ER16A-75	28	28	75	1-10
HSK63A-ER20A-75	34	34	75	1-13
HSK63A-ER16A-100	28	28	100	1-10
HSK63A-ER20A-100	34	34	100	1-13
HSK63A-ER16A-120	28	28	120	1-10
HSK63A-ER20A-120	34	34	120	1-13
HSK63A-ER16A-160T	28	28	160	1-10
HSK63A-ER20A-160	34	34	160	1-13
HSK63A-ER16A-200T	28	28	200	1-10
HSK63A-ER20A-200	34	34	200	1-13
HSK80A-ER16A-100	28	28	100	1-10
HSK80A-ER20A-100	34	34	100	1-13
HSK100A-ER16A-100	28	28	100	1-10
HSK100A-ER20A-100	34	34	100	1-13
HSK100A-ER16A-120T	28	28	120	1-10
HSK100A-ER20A-120	34	34	120	1-13
HSK100A-ER16A-160T	28	28	160	1-10
HSK100A-ER20A-160	34	34	160	1-13
HSK100A-ER16A-200T	28	28	200	1-10
HSK100A-ER20A-200	34	34	200	1-13

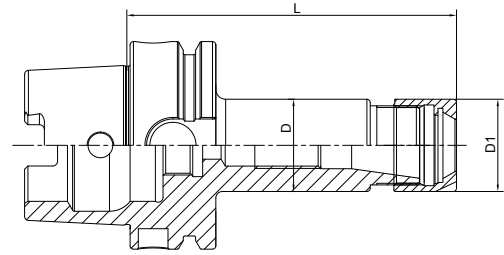
T refers to cutter side with taper design

T 代表刀具端锥柄设计



**ER Collet Chuck with Mini Nut**  
**ER 弹簧夹头刀柄**

DIN6499	A $\nearrow$ $\leq 0.003$	G Value G2.5	AD
---------	------------------------------	-----------------	----



Size	D	D1	L1	Capacity
HSK32A-ER11M-50	16	16	50	1-7
HSK32A-ER16M-50	22	22	50	1-10
HSK32A-ER20M-50	28	28	50	1-13
HSK40A-ER11M-40	16	16	40	1-7
HSK40A-ER16M-60	22	22	60	1-10
HSK40A-ER20M-60	28	28	60	1-13
HSK50A-ER11M-60	16	16	60	1-7
HSK50A-ER16M-60	22	22	60	1-10
HSK50A-ER20M-60	28	28	60	1-13
HSK63A-ER11M-100	16	16	100	1-7
HSK63A-ER16M-100	22	22	100	1-10
HSK63A-ER20M-100	28	28	100	1-13
HSK63A-ER25M-100	35	35	100	2-16
HSK63A-ER11M-160T	16	16	160	1-7
HSK63A-ER16M-160T	22	22	160	1-10
HSK63A-ER20M-160	28	28	160	1-13
HSK63A-ER25M-160	35	35	160	2-16
HSK100A-ER16M-100	22	22	100	1-10
HSK100A-ER20M-100	28	28	100	1-13
HSK100A-ER25M-100	35	35	100	2-16
HSK100A-ER16M-160T	22	22	160	1-10
HSK100A-ER20M-160	28	28	160	1-13
HSK100A-ER25M-160	35	35	160	2-16

**HSK**

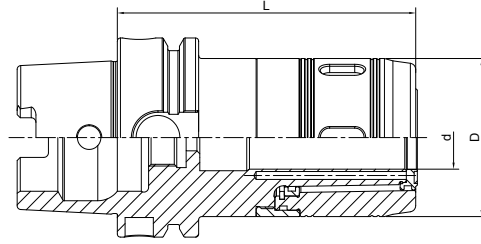




## Power Milling Chuck 强力铣刀柄

 A ↗  
 $\leq 0.008$ 

 G Value  
 G2.5

  
 AD


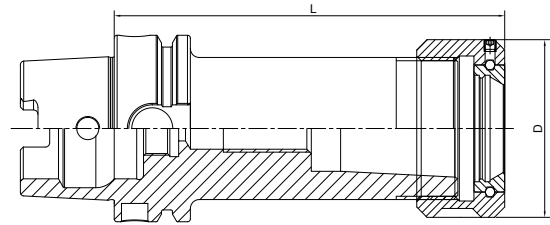
Size	d	D	L	Capacity
HSK63A-HC20-100	20	50	100	3-16; 20
HSK63A-HC25-100	25	59	100	3-20; 25
HSK63A-HC32-120	32	72	120	3-25; 32
HSK100A-HC20-105	20	50	105	3-16; 20
HSK100A-HC25-105	25	59	105	3-20; 25
HSK100A-HC32-120	32	72	120	3-25; 32
HSK100A-HC32-165	32	72	165	3-25; 32
HSK100A-HC32-200	32	72	200	3-25; 32



**OZ Collet Chuck**  
**OZ 夹头刀柄**



DIN6391	A $\nearrow$ $\leq 0.005$	G Value G2.5	AD
---------	------------------------------	-----------------	----



Size	D	L	Capacity
HSK50A-OZ16-90	43	90	2-16
HSK50A-OZ25-110	60	110	2-25
HSK63A-OZ16-100	43	100	2-16
HSK63A-OZ25-100	60	100	2-25
HSK63A-OZ32-120	72	120	3-32
HSK100A-OZ16-110	43	110	2-16
HSK100A-OZ25-120	60	120	2-25
HSK100A-OZ32-130	72	130	3-32

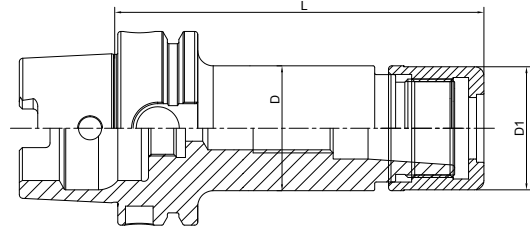


## High Speed SKS Collet Chuck SKS 高速筒夹刀柄

 A ↗  
 ≤0.003

 G Value  
 G2.5

AD

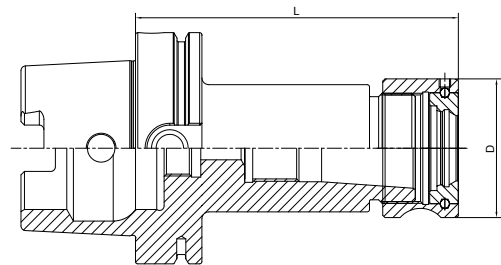


Size	D	D1	L	Capacity	M
HSK63A-SKS10-90	27.5	27.1	90	2-10	M21.5*1
HSK63A-SKS16-90	40.6	40	90	3-16	M32*1.5
HSK63A-SKS10-120	27.5	27.1	120	2-10	M21.5*1
HSK63A-SKS16-120	40.6	40	120	3-16	M32*1.5
HSK100A-SKS10-90	27.5	27.1	90	2-10	M21.5*1
HSK100A-SKS16-90	40.6	40	90	3-16	M32*1.5
HSK100A-SKS10-120	27.5	27.1	120	2-10	M21.5*1
HSK100A-SKS16-120	40.6	40	120	3-16	M32*1.5

**HSK**


**TG Collet Chuck**  
**TG 超強力刀柄**

A ↗ ≤0.005	G Value G2.5	AD
---------------	-----------------	----



Size	D	L	Collet	Capacity
HSK50A-TG75-110	50	110	TG 75	2-20
HSK63A-TG75-120	50	120	TG 75	2-20
HSK63A-TG100-130	60	130	TG 100	3-25
HSK100A-TG75-120	50	120	TG 100	3-20
HSK100A-TG100-130	60	130	TG 100	3-25

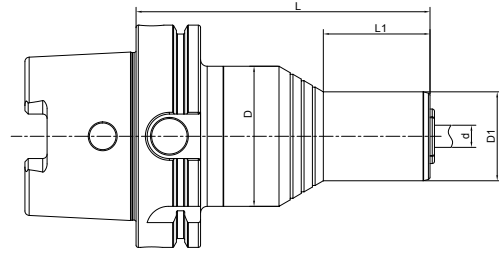
**HSK**



## Precision Screw Collet Chuck NDC 后拉刀柄

 A ↗  
 $\leq 0.003$ 

 G Value  
 G2.5

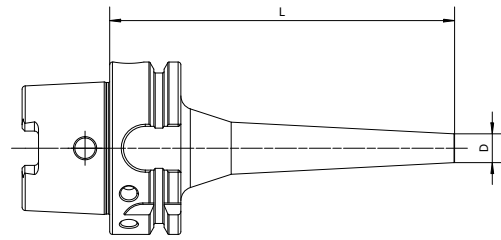

  
 AD


Size	L	L1	D	D1	Capacity
HSK50A-NDC20-105	105	20	53	40	3-20
HSK63A-NDC20-100	100	20	53	40	3-20
HSK63A-NDC20-145	145	61	53	40	3-20
HSK63A-NDC20-178	178	97	53	40	3-20
HSK63A-NDC25-152	152	-	63	-	16-32
HSK63A-NDC32-155	155	-	63	-	20-32
HSK100A-NDC20-105	105	15	63	40	3-20
HSK100A-NDC20-150	150	48	63	40	3-20
HSK100A-NDC20-186	186	84	63	40	3-20
HSK100A-NDC25-152	152	-	70	-	16-32
HSK100A-NDC32-155	155	-	70	-	20-32



**Pull Back Collet Chuck**  
**DC 后拉刀柄**

A ↗ ≤0.005	G Value G2.5	AD
---------------	-----------------	----



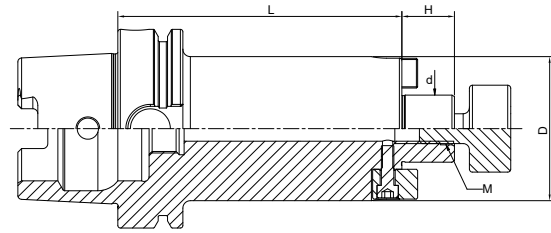
Size	D	L	Capacity
HSK63A-DC06-60	14	60	1-6
HSK63A-DC06-90	14	90	1-6
HSK63A-DC06-120	14	120	1-6
HSK63A-DC06-150	14	150	1-6
HSK63A-DC08-60	22	60	1-10
HSK63A-DC08-90	22	90	1-10
HSK63A-DC08-120	22	120	1-10
HSK63A-DC08-150	22	150	1-10
HSK63A-DC08-200	22	200	1-10
HSK63A-DC12-90	34	90	1-12
HSK63A-DC12-120	34	120	1-12
HSK63A-DC12-150	34	150	1-12
HSK63A-DC12-200	34	200	1-12
HSK100A-DC06-110	14	110	1-6
HSK100A-DC06-150	14	150	1-6
HSK100A-DC08-110	22	110	1-10
HSK100A-DC08-150	22	150	1-10
HSK100A-DC08-200	22	200	1-10
HSK100A-DC12-120	34	120	1-12
HSK100A-DC12-150	34	150	1-12
HSK100A-DC12-200	34	200	1-12

**HSK**



## Face Mill Holder Inch 英制面铣刀柄

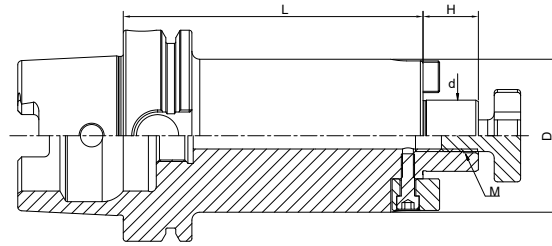
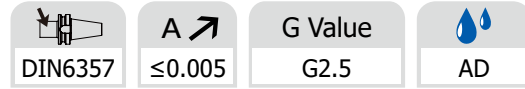
A ↗ ≤0.005	G Value G2.5	AD
---------------	-----------------	----



Size	d	D	H	L	M
HSK63A-FMA3/4"-50	3/4"	42.926	17.45	50	3/8-24
HSK63A-FMA1"-60	1"	55.626	17.45	60	1/2-20
HSK63A-FMA1-1/4"-60	1-1/4"	69.85	17.45	60	5/8-18
HSK63A-FMA1-1/2"-60	1-1/2"	78	23.83	60	3/4-16
HSK63A-FMA3/4"-100	3/4"	42.926	17.45	100	3/8-24
HSK63A-FMA1"-100	1"	55.626	17.45	100	1/2-20
HSK63A-FMA1-1/4"-100	1-1/4"	69.85	17.45	100	5/8-18
HSK63A-FMA1-1/2"-100	1-1/2"	78	23.83	100	3/4-16
HSK63A-FMA3/4"-160	3/4"	42.926	17.45	160	3/8-24
HSK63A-FMA1"-160	1"	55.626	17.45	160	1/2-20
HSK63A-FMA1-1/4"-160	1-1/4"	69.85	17.45	160	5/8-18
HSK63A-FMA1-1/2"-160	1-1/2"	78	23.83	160	3/4-16
HSK100A-FMA3/4"-50	3/4"	42.926	17.45	50	3/8-24
HSK100A-FMA1"-50	1"	55.626	17.45	50	1/2-20
HSK100A-FMA1-1/4"-60	1-1/4"	69.85	17.45	60	5/8-18
HSK100A-FMA1-1/2"-60	1-1/2"	78	23.83	60	3/4-16
HSK100A-FMA3/4"-100	3/4"	42.926	17.45	100	3/8-24
HSK100A-FMA1"-100	1"	55.626	17.45	100	1/2-20
HSK100A-FMA1-1/4"-100	1-1/4"	69.85	17.45	100	5/8-18
HSK100A-FMA1-1/2"-100	1-1/2"	78	23.83	100	3/4-16
HSK100A-FMA3/4"-160	3/4"	42.926	17.45	160	3/8-24
HSK100A-FMA1"-160	1"	55.626	17.45	160	1/2-20
HSK100A-FMA1-1/4"-160	1-1/4"	69.85	17.45	160	5/8-18
HSK100A-FMA1-1/2"-160	1-1/2"	78	23.83	160	3/4-16

**HSK**


## Face Mill Holder 面铣刀柄



Size	d	D	H	L	M
HSK50A-FMB16-50	16	38	17	50	M8
HSK50A-FMB22-60	22	48	19	60	M10
HSK50A-FMB27-60	27	58	21	60	M12
HSK50A-FMB32-60	32	78	24	60	M16
HSK63A-FMB16-50	16	38	17	50	M8
HSK63A-FMB22-50	22	48	19	50	M10
HSK63A-FMB27-60	27	58	21	60	M12
HSK63A-FMB32-60	32	78	24	60	M16
HSK63A-FMB40-60	40	88	27	60	M20
HSK63A-FMB16-100	16	38	17	100	M8
HSK63A-FMB22-100	22	48	19	100	M10
HSK63A-FMB27-100	27	58	21	100	M12
HSK63A-FMB32-100	32	78	24	100	M16
HSK63A-FMB40-100	40	88	27	100	M20
HSK63A-FMB16-160	16	38	17	160	M8
HSK63A-FMB22-160	22	48	19	160	M10
HSK63A-FMB27-160	27	58	21	160	M12
HSK63A-FMB32-160	32	78	24	160	M16
HSK63A-FMB40-160	40	88	27	160	M20
HSK63A-FMB16-200	16	38	17	200	M8
HSK63A-FMB22-200	22	48	19	200	M10
HSK63A-FMB27-200	27	58	21	200	M12
HSK63A-FMB32-200	32	78	24	200	M16
HSK63A-FMB40-200	40	88	27	200	M20
HSK80A-FMB22-50	22	48	19	50	M10
HSK80A-FMB27-50	27	58	21	50	M12
HSK80A-FMB32-60	32	78	24	60	M16
HSK80A-FMB40-60	40	88	27	60	M20

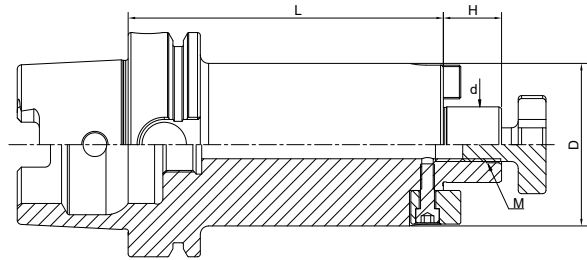
**HSK**




**Face Mill Holder**  
**面铣刀柄**



DIN6357	A $\leq 0.003$	G Value G2.5	AD
---------	----------------	--------------	----

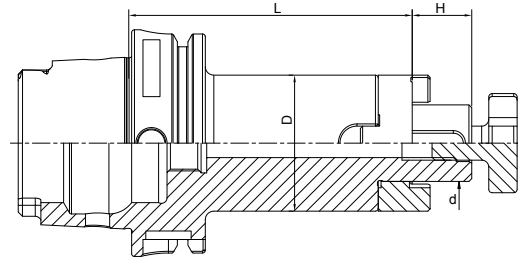
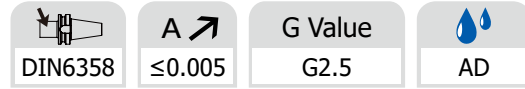


Size	d	D	H	L	M
HSK100A-FMB22-50	22	48	19	50	M10
HSK100A-FMB27-50	27	58	21	50	M12
HSK100A-FMB32-60	32	78	24	60	M16
HSK100A-FMB40-60	40	88	27	60	M20
HSK100A-FMB60-70	60	129	25	70	M30
HSK100A-FMB22-100	22	48	19	100	M10
HSK100A-FMB27-100	27	58	21	100	M12
HSK100A-FMB32-100	32	78	24	100	M16
HSK100A-FMB40-100	40	88	27	100	M20
HSK100A-FMB22-160	22	48	19	160	M10
HSK100A-FMB27-160	27	58	21	160	M12
HSK100A-FMB32-160	32	78	24	160	M16
HSK100A-FMB40-160	40	88	27	160	M20
HSK100A-FMB22-200	22	48	19	200	M10
HSK100A-FMB27-200	27	58	21	200	M12
HSK100A-FMB32-200	32	78	24	200	M16
HSK100A-FMB40-200	40	88	27	200	M20
HSK100A-FMB22-250	22	48	19	250	M10
HSK100A-FMB27-250	27	58	21	250	M12
HSK100A-FMB32-250	32	78	24	250	M16
HSK100A-FMB40-250	40	88	27	250	M20
HSK100A-FMB22-300	22	48	19	300	M10
HSK100A-FMB27-300	27	58	21	300	M12
HSK100A-FMB32-300	32	78	24	300	M16
HSK100A-FMB40-300	40	88	27	300	M20

**HSK**



## Combi Shell Mill Holder 混合插入式铣刀柄

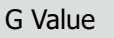



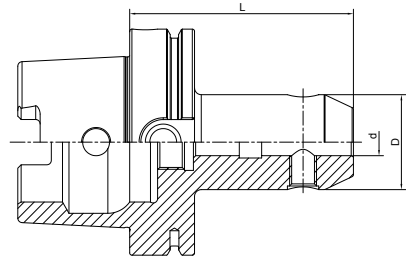
Size	d	D	L	L1
HSK50A-SEMC16-50	16	32	50	17
HSK50A-SEMC22-50	22	40	50	19
HSK50A-SEMC27-65	27	48	65	21
HSK50A-SEMC32-65	32	58	65	24
HSK63A-SEMC16-60	16	32	60	17
HSK63A-SEMC22-60	22	40	60	19
HSK63A-SEMC27-60	27	48	60	21
HSK63A-SEMC32-60	32	58	60	24
HSK63A-SEMC40-70	40	70	70	27
HSK63A-SEMC16-100	16	32	100	17
HSK63A-SEMC22-100	22	40	100	19
HSK63A-SEMC27-100	27	48	100	21
HSK63A-SEMC32-100	32	58	100	24
HSK80A-SEMC16-60	16	32	60	17
HSK80A-SEMC22-60	22	40	60	19
HSK80A-SEMC27-60	27	48	60	21
HSK80A-SEMC32-60	32	58	60	24
HSK80A-SEMC40-70	40	70	70	27
HSK100A-SEMC16-60	16	32	60	17
HSK100A-SEMC22-60	22	40	60	19
HSK100A-SEMC27-60	27	48	60	21
HSK100A-SEMC32-60	32	58	60	24
HSK100A-SEMC40-70	40	70	70	27

**HSK**


**End Mill Holder Weldon**  
侧固刀柄



 DIN6359/1835B	 A $\nearrow$ $\leq 0.005$	 G Value G2.5	 AD
--	---	--	---

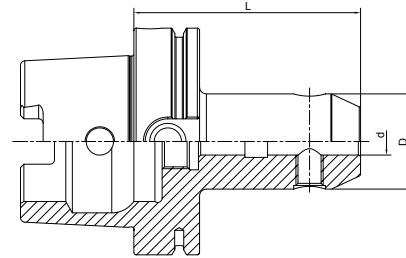
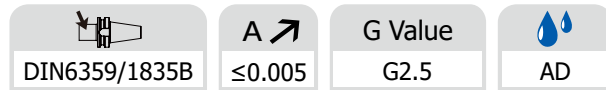


Size	d	D	L
HSK50A-SLA06-65	6	25	65
HSK50A-SLA08-65	8	28	65
HSK50A-SLA10-65	10	35	65
HSK50A-SLA12-80	12	42	80
HSK50A-SLA14-80	14	44	80
HSK50A-SLA16-80	16	48	80
HSK50A-SLA18-80	18	50	80
HSK50A-SLA20-80	20	52	80
HSK50A-SLA25-110	25	60	110
HSK50A-SLA32-110	32	60	110

**HSK**



## End Mill Holder Weldon 侧固刀柄

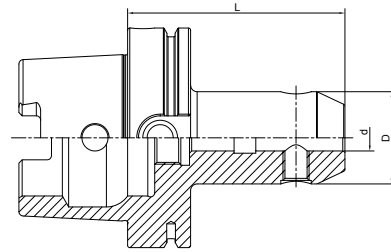


Size	d	D	L
HSK63A-SLA06-65	6	25	65
HSK63A-SLA08-65	8	28	65
HSK63A-SLA10-65	10	35	65
HSK63A-SLA12-80	12	42	80
HSK63A-SLA14-80	14	44	80
HSK63A-SLA16-80	16	48	80
HSK63A-SLA20-80	20	52	80
HSK63A-SLA25-110	25	65	110
HSK63A-SLA32-110	32	72	110
HSK63A-SLA40-125	40	80	125
HSK63A-SLA06-100	6	25	100
HSK63A-SLA08-100	8	28	100
HSK63A-SLA10-100	10	35	100
HSK63A-SLA14-100	14	44	100
HSK63A-SLA16-100	16	48	100
HSK63A-SLA18-100	18	50	100
HSK63A-SLA20-100	20	52	100
HSK63A-SLA06-160	6	25	160
HSK63A-SLA08-160	8	28	160
HSK63A-SLA10-160	10	35	160
HSK63A-SLA12-160	12	42	160
HSK63A-SLA14-160	14	44	160
HSK63A-SLA16-160	16	48	160
HSK63A-SLA18-160	18	50	160
HSK63A-SLA20-160	20	52	160
HSK63A-SLA25-160	25	65	160
HSK63A-SLA32-160	32	72	160



**End Mill Holder Weldon**  
**侧固刀柄**

<b>DIN6359/1835B</b>	<b>A</b> ↗ ≤0.005	<b>G Value</b> G2.5	<b>AD</b>
----------------------	----------------------	------------------------	-----------

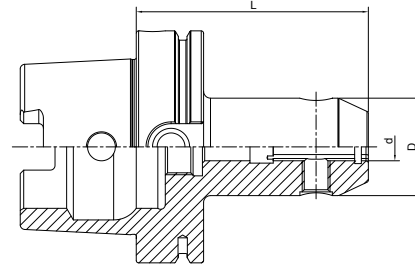
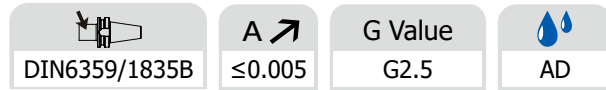


Size	d	D	L
HSK80A-SLA06-80	6	25	80
HSK80A-SLA08-80	8	28	80
HSK80A-SLA10-80	10	35	80
HSK80A-SLA12-80	12	42	80
HSK80A-SLA14-80	14	44	80
HSK80A-SLA16-100	16	48	100
HSK80A-SLA18-100	18	50	100
HSK80A-SLA20-100	20	52	100
HSK80A-SLA25-100	25	65	100
HSK80A-SLA32-110	32	72	110
HSK80A-SLA40-120	40	80	120
HSK100A-SLA08-80	8	28	80
HSK100A-SLA10-80	10	35	80
HSK100A-SLA12-80	12	42	80
HSK100A-SLA14-80	14	44	80
HSK100A-SLA16-100	16	48	100
HSK100A-SLA18-100	18	50	100
HSK100A-SLA20-100	20	52	100
HSK100A-SLA25-100	25	65	100
HSK100A-SLA32-100	32	72	100
HSK100A-SLA40-105	40	80	105
HSK100A-SLA50-130	50	100	130
HSK100A-SLA08-160	8	28	160
HSK100A-SLA10-160	10	35	160
HSK100A-SLA12-160	12	42	160
HSK100A-SLA14-160	14	44	160
HSK100A-SLA16-160	16	48	160
HSK100A-SLA18-160	18	50	160
HSK100A-SLA20-160	20	52	160
HSK100A-SLA25-160	25	65	160
HSK100A-SLA32-160	32	72	160
HSK100A-SLA40-160	40	80	160

**HSK**




## End Mill Holder with Coolant Channels 侧固刀柄，端面出水型

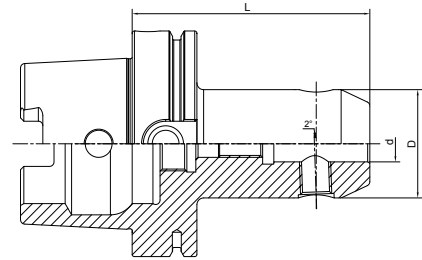


Size	d	D	L
HSK63A-SLA06-65K	6	25	65
HSK63A-SLA08-65K	8	28	65
HSK63A-SLA10-65K	10	35	65
HSK63A-SLA12-80K	12	42	80
HSK63A-SLA14-80K	14	44	80
HSK63A-SLA16-80K	16	48	80
HSK63A-SLA18-80K	18	50	80
HSK63A-SLA20-80K	20	52	80
HSK63A-SLA25-110K	25	65	110
HSK63A-SLA32-110K	32	72	110
HSK63A-SLA40-125K	40	80	125
HSK100A-SLA06-80K	6	25	80
HSK100A-SLA08-80K	8	28	80
HSK100A-SLA10-80K	10	35	80
HSK100A-SLA12-80K	12	42	80
HSK100A-SLA14-80K	14	44	80
HSK100A-SLA16-100K	16	48	100
HSK100A-SLA18-100K	18	50	100
HSK100A-SLA20-100K	20	52	100
HSK100A-SLA25-100K	25	65	100
HSK100A-SLA32-100K	32	72	100
HSK100A-SLA40-105K	40	80	105



**End Mill Holder Whistle Notch**  
**侧固式铣刀柄，斜 2 度**

 DIN6359/1835B	<b>A</b> ↗ ≤0.005	<b>G Value</b> G2.5	 AD
--	----------------------	------------------------	---

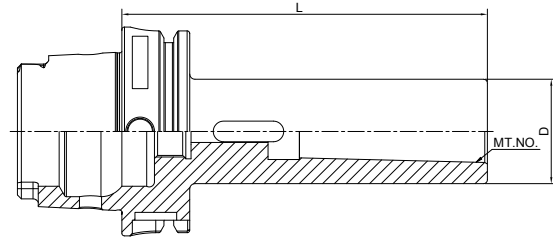
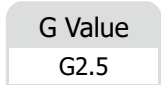
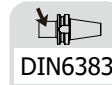


Size	d	D	L
HSK63A-SLB06-80	6	25	80
HSK63A-SLB08-80	8	28	80
HSK63A-SLB10-80	10	35	80
HSK63A-SLB12-90	12	42	90
HSK63A-SLB14-90	14	44	90
HSK63A-SLB16-100	16	48	100
HSK63A-SLB18-100	18	50	100
HSK63A-SLB20-100	20	52	100
HSK63A-SLB25-110	25	65	110
HSK63A-SLB32-110	32	72	110
HSK63A-SLB40-125	40	80	125
HSK100A-SLB06-90	6	25	90
HSK100A-SLB08-90	8	28	90
HSK100A-SLB10-90	10	35	90
HSK100A-SLB12-100	12	42	100
HSK100A-SLB14-100	14	44	100
HSK100A-SLB16-100	16	48	100
HSK100A-SLB18-100	18	50	100
HSK100A-SLB20-110	20	52	110
HSK100A-SLB25-120	25	65	120
HSK100A-SLB32-120	32	72	120
HSK100A-SLB40-120	40	80	120

**HSK**



## Morse Taper Adapter with Tang 带扁尾莫氏刀柄



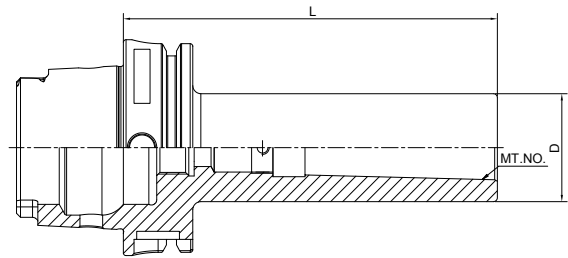
Size	MT. NO.	D	L
HSK50A-MTA1-100	1	25	100
HSK50A-MTA2-120	2	32	120
HSK50A-MTA3-140	3	40	140
HSK63A-MTA1-100	1	25	100
HSK63A-MTA2-120	2	32	120
HSK63A-MTA3-140	3	40	140
HSK63A-MTA4-160	4	48	160
HSK80A-MTA1-110	1	25	110
HSK80A-MTA2-120	2	32	120
HSK80A-MTA3-140	3	40	140
HSK80A-MTA4-160	4	48	160
HSK100A-MTA1-110	1	25	110
HSK100A-MTA2-120	2	32	120
HSK100A-MTA3-150	3	40	150
HSK100A-MTA4-170	4	48	170
HSK100A-MTA5-200	5	63	200





**Morse Taper Adapter with Drawbar**  
**带螺纹孔莫氏刀柄**

DIN6364	A ↗ ≤0.005	G Value G2.5	A
---------	------------	--------------	---

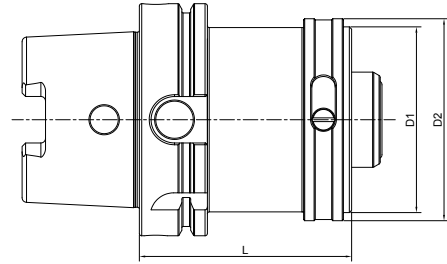


Size	MT. NO.	D	L
HSK50A-MTB1-100	1	25	100
HSK50A-MTB2-120	2	32	120
HSK50A-MTB3-140	3	40	140
HSK63A-MTB1-100	1	25	100
HSK63A-MTB2-120	2	32	120
HSK63A-MTB3-140	3	40	140
HSK63A-MTB4-160	4	48	160
HSK80A-MTB1-110	1	25	110
HSK80A-MTB2-120	2	32	120
HSK80A-MTB3-150	3	40	150
HSK80A-MTB4-170	4	48	170
HSK100A-MTB1-110	1	25	110
HSK100A-MTB2-120	2	32	120
HSK100A-MTB3-150	3	40	150
HSK100A-MTB4-170	4	48	170
HSK100A-MTB5-200	5	63	200

**HSK**



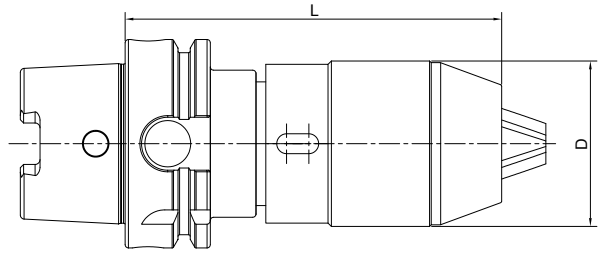
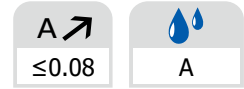
## Tool Holder Adapter Sleeve 转换刀柄



Size	D1	D2	L
HSK50A-HSK50C-80	50	55	80
HSK50A-HSK50C-100	50	55	100
HSK63A-HSK63C-100	63	70	100
HSK63A-HSK63C-140	63	70	140
HSK80A-HSK80C-120	80	87	120
HSK80A-HSK80C-160	80	87	160
HSK100A-HSK100C-140	100	110	140
HSK100A-HSK100C-200	100	110	200
HSK50A-HSK32C-60	32	37	60
HSK50A-HSK32C-70	40	45	70
HSK63A-HSK32C-70	32	37	70
HSK63A-HSK40C-80	40	45	80
HSK63A-HSK50C-80	50	55	80
HSK80A-HSK40C-80	40	45	80
HSK80A-HSK50C-80	50	55	80
HSK80A-HSK63C-90	63	70	90
HSK100A-HSK50C-80	50	55	80
HSK100A-HSK63C-100	63	70	100
HSK100A-HSK80C-100	80	87	100



**APU Drill Chuck Holder**  
**APU 钻夹头刀柄**



Size	D	L	Capacity
HSK63A-APU13-130	48	130	1-13
HSK63A-APU16-140	53	140	3-16
HSK100A-APU13-140	48	140	1-13
HSK100A-APU16-150	53	150	3-16

**HSK**

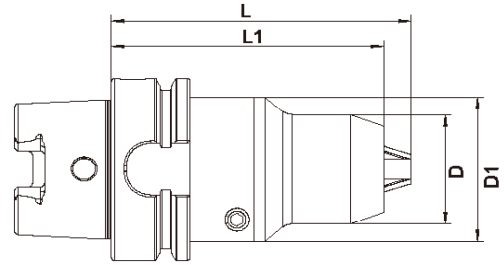


## Precision Drill Chuck Holder

### 精密钻夹头刀柄

 A ↗  
 ≤0.03

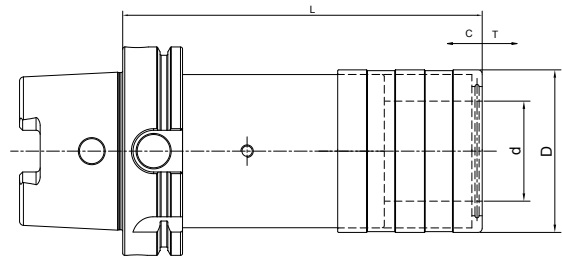
 G Value  
 G2.5

  
 AD


Size	D	D1	L	L1	Capacity
HSK63A-CPU10-90	38	50	90	32	1-10
HSK63A-CPU13-100	50	-	100	-	1-13
HSK63A-CPU16-100	50	-	100	-	1-16
HSK100A-CPU13-105	50	-	105	-	1-13
HSK100A-CPU16-105	50	-	105	-	1-16

**HSK**


## Quick Change Tapping Chuck with Length Compensation 弹性快换攻丝刀柄



Size	d	D	L	T	C
HSK63A-TC312-102	19	36	102	7.5	7.5
HSK63A-TC820-140	31	53	140	12.5	12.5
HSK63A-TC1433-141	48	78	141	22	22
HSK100A-TC312-112	19	36	112	7.5	7.5
HSK100A-TC820-148	31	53	148	12.5	12.5
HSK100A-TC1433-144	48	78	144	22	22

**HSK**

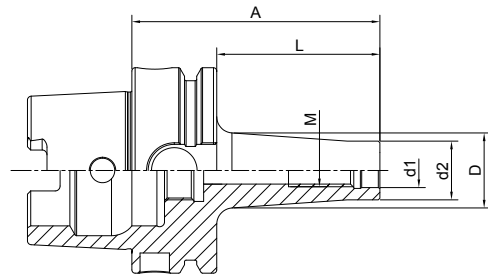


## Screw-in Milling Cutter Holder

### 锁牙刀柄, 锥柄型



A ↗ ≤0.005	G Value G2.5	 AD
---------------	-----------------	--------



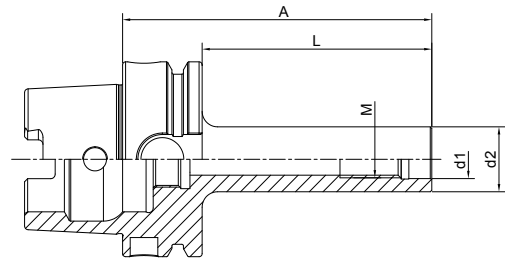
Size	M	d1	d2	A	L	D
HSK63A-SOM08-51 L=25	8	8.5	14.5	51	25	15
HSK63A-SOM08-76 L=50	8	8.5	14.5	76	50	23
HSK63A-SOM08-101 L=75	8	8.5	14.5	101	75	23
HSK63A-SOM10-51 L=25	10	10.5	18	51	25	20
HSK63A-SOM10-76 L=50	10	10.5	18	76	50	23
HSK63A-SOM10-126 L=100	10	10.5	18	126	100	32
HSK63A-SOM10-176 L=150	10	10.5	18	176	150	36.5
HSK63A-SOM12-51 L=25	12	12.5	21	51	25	24
HSK63A-SOM12-76 L=50	12	12.5	21	76	50	34
HSK63A-SOM12-101 L=75	12	12.5	21	101	75	31
HSK63A-SOM12-126 L=100	12	12.5	21	126	100	33
HSK63A-SOM12-176 L=150	12	12.5	21	176	150	40
HSK63A-SOM16-51 L=25	16	17	29	51	25	29
HSK63A-SOM16-76 L=50	16	17	29	76	50	34
HSK63A-SOM16-101 L=75	16	17	29	101	75	34
HSK63A-SOM16-126 L=100	16	17	29	126	100	36
HSK63A-SOM16-176 L=150	16	17	29	176	150	42.5
HSK100A-SOM08-79 L=50	8	8.5	14.5	79	50	23
HSK100A-SOM10-79 L=50	10	10.5	18	79	50	23
HSK100A-SOM10-129 L=100	10	10.5	18	129	100	32
HSK100A-SOM10-179 L=150	10	10.5	18	179	150	36.5
HSK100A-SOM12-79 L=50	12	12.5	21	79	50	24
HSK100A-SOM12-129 L=100	12	12.5	21	129	100	33
HSK100A-SOM12-179 L=150	12	12.5	21	179	150	40
HSK100A-SOM16-79 L=50	16	17	29	79	50	34
HSK100A-SOM16-129 L=100	16	17	29	129	100	36
HSK100A-SOM16-179 L=150	16	17	29	179	150	42.5



**Screw-in Milling Cutter Holder**  
**锁牙刀柄，直柄型**




<b>A</b> ↗ ≤0.005	<b>G Value</b> G2.5	<b>AD</b>
----------------------	------------------------	-----------

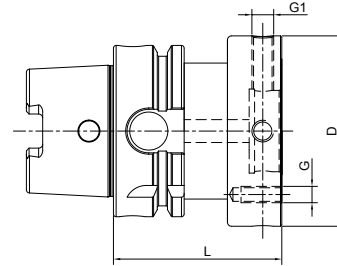


Size	M	d1	d2	A	L
HSK63A-M10-126 L=100	10	10.5	18	126	100
HSK63A-M10-176 L=150	10	10.5	18	176	150
HSK63A-M12-101 L=75	12	12.5	21	101	75
HSK63A-M12-126 L=100	12	12.5	21	126	100
HSK63A-M12-176 L=150	12	12.5	21	176	150
HSK63A-M16-101 L=75	16	17	29	101	75
HSK63A-M16-126 L=100	16	17	29	126	100
HSK63A-M16-176 L=150	16	17	29	176	150
HSK100A-M10-129 L=100	10	10.5	18	129	100
HSK100A-M10-179 L=150	10	10.5	18	179	150
HSK100A-M12-129 L=100	12	12.5	21	129	100
HSK100A-M12-179 L=150	12	12.5	21	179	150
HSK100A-M16-129 L=100	16	17	29	129	100
HSK100A-M16-179 L=150	16	17	29	179	150



## Runout Adjustable Flange Adapter 可调节精度法兰刀柄

A ↗ ≤0.002	G Value G2.5	 AD
---------------	-----------------	---



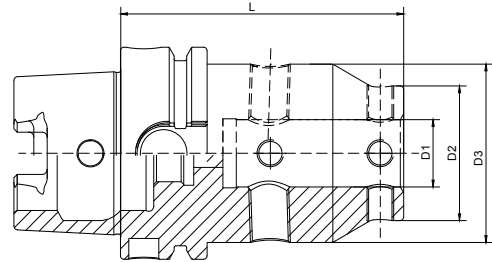
Size	HSK-A	D	L	G	G1
HSK50A-MOD060-060	50	60	60	M5	M8x1
HSK50A-MOD070-060	50	70	60	M6	M8x1
HSK50A-MOD080-060	50	80	60	M6	M8x1
HSK63A-MOD060-060	63	60	60	M5	M8x1
HSK63A-MOD070-060	63	70	60	M6	M8x1
HSK63A-MOD080-060	63	80	60	M6	M8x1
HSK63A-MOD100-065	63	100	65	M8	M10x1
HSK63A-MOD117-065	63	117	65	M8	M10x1
HSK80A-MOD060-050	80	60	50	M5	M8x1
HSK80A-MOD070-060	80	70	60	M6	M8x1
HSK80A-MOD080-060	80	80	60	M6	M8x1
HSK80A-MOD100-065	80	100	65	M8	M10x1
HSK80A-MOD117-065	80	117	65	M8	M10x1
HSK80A-MOD140-075	80	140	75	M10	M10x1
HSK100A-MOD060-055	100	60	55	M5	M8x1
HSK100A-MOD070-055	100	70	55	M6	M8x1
HSK100A-MOD080-055	100	80	55	M6	M8x1
HSK100A-MOD100-065	100	100	65	M8	M10x1
HSK100A-MOD117-065	100	117	65	M8	M10x1
HSK100A-MOD140-075	100	140	75	M10	M10x1





**UM Adjustable Tool Holder**  
**UM 调零刀柄**

A ↗ ≤0.003	G Value G2.5	AD
---------------	-----------------	----



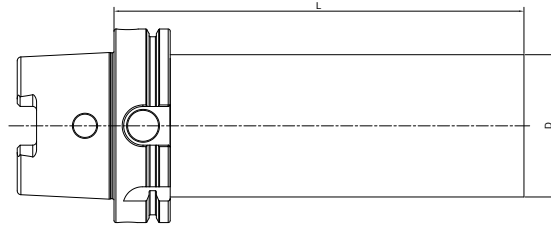
Size	D1	D2	D3	L
HSK50A-UM12-85	12	28	44.5	85
HSK50A-UM16-85	16	32	48	85
HSK50A-UM20-95	20	40	53	95
HSK50A-UM25-105	25	48	63	105
HSK50A-UM32-110	32	52	63	110
HSK63A-UM12-75	12	28	44.5	75
HSK63A-UM16-75	16	32	48	75
HSK63A-UM20-85	20	40	53	85
HSK63A-UM25-105	25	48	63	105
HSK63A-UM32-110	32	52	63	110
HSK100A-UM12-80	12	28	44.5	80
HSK100A-UM16-80	16	32	48	80
HSK100A-UM20-95	20	40	53	95
HSK100A-UM25-110	25	48	63	110
HSK100A-UM32-115	32	52	63	115

**HSK**



## Boring Bar Blank

### 基础柄



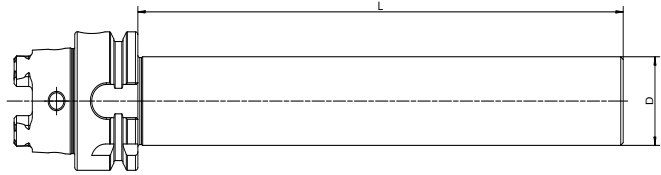

Size	D	L
HSK50A-D050-160	50	160
HSK50A-D065-200	65	200
HSK63A-D065-160	65	160
HSK63A-D065-210	65	210
HSK63A-D065-250	65	250
HSK63A-D065-300	65	300
HSK63A-D080-160	80	160
HSK63A-D080-210	80	210
HSK63A-D080-250	80	250
HSK63A-D080-300	80	300
HSK63A-D100-160	100	160
HSK63A-D100-210	100	210
HSK63A-D100-250	100	250
HSK63A-D100-300	100	300
HSK63A-D120-160	120	160
HSK63A-D120-210	120	210
HSK63A-D120-250	120	250
HSK63A-D120-300	120	300
HSK100A-D080-160	80	160
HSK100A-D080-210	80	210
HSK100A-D080-250	80	250
HSK100A-D080-300	80	300
HSK100A-D100-160	100	160
HSK100A-D100-210	100	210
HSK100A-D100-250	100	250
HSK100A-D100-300	100	300
HSK100A-D120-160	120	160
HSK100A-D120-210	120	210
HSK100A-D120-250	120	250
HSK100A-D120-300	120	300

Other sizes can be made by request.

**Usage:** used for special tools; taper and flange are hardened and grinded, soft blank side for later processing.



**Test Arbor**  
**主轴检测棒**

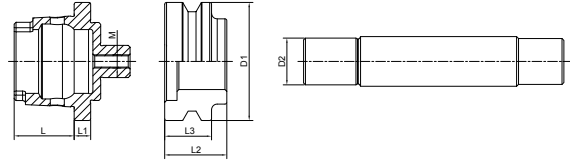


Size	D	L
HSK50A-32-200	32	200
HSK63A-40-300	40	300
HSK80A-50-300	50	300
HSK100A-50-300	50	300

**HSK**



## Alignment Tool for ATC Arm 调整机械手用组合模具



Size	D1	D2	L	L1	L2	L3	M
HSK50A-ATC-25D	50	25	25	8	22	18	M6
HSK63A-ATC-30D	63	30	32	8	30	18	M8
HSK80A-ATC-35D	80	35	40	8	36	18	M10
HSK100A-ATC-40D	100	40	50	10	45	19	M10

### Usage:

- 1) Put the Taper to the machine Spindle
- 2) Install flange to the ATC arm
- 3) Insert Pin into the flange
- 4) Adjust ATC arm and make sure the pin front part into the flange completely



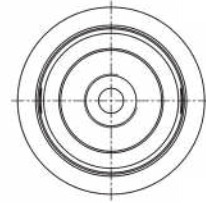
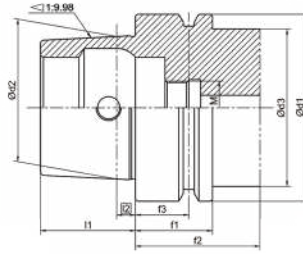
**TOOL HOLDERS**

---

**HSK-E**

## HSK-E Taper Standard

### HSK-E 锥柄标准



Size	d1	d2	d3	l1	l2	f1	f2	f3
HSK20E	20	15.203	16	10	2	8	16	3.5
HSK25E	25	19.006	20	13	2.5	10	20	4.5
HSK32E	32	24.007	26	16	3.2	20	35	16
HSK40E	40	30.007	34	20	4	20	35	16
HSK50E	50	38.009	42	25	5	26	42	18
HSK63E	63	48.010	53	32	6.3	26	42	18

**Taper standard:** DIN 69893; ISO 12164

**Material:** Alloyed case hardened steel

**Surface Treatment:** Blackening and Bright

**Taper tolerance:** <AT3

**Hardness:** HRC 58-62

**Carbon depth:** 0.8±0.2mm

**Surface Roughness:** Ra<0.005mm

**Balancing:** G6.3/15000; G2.5/25000

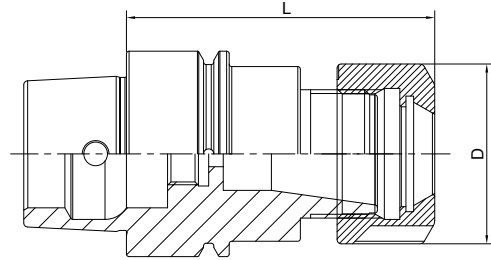
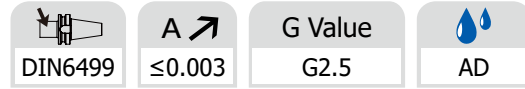
## HSK-E TOOLING SYSTEM HSK-E 工具系统目录

---

ER Collet Chuck.....	D.44
ER 弹簧夹头刀柄.....	D.44
ER Collet Chuck.....	D.45
ER 弹簧夹头刀柄.....	D.45
Face Mill Holder.....	D.46
面铣刀柄.....	D.46
End Mill Holder.....	D.48
侧固刀柄.....	D.48
Precision Drill Chuck Holder.....	D.49
精密钻夹头刀柄.....	D.49



## ER Collet Chuck ER 弹簧夹头刀柄



Size	D	L	Capacity
HSK32E-ER11M-60	16	60	1-7
HSK32E-ER16M-60	22	60	1-10
HSK32E-ER20M-60	28	60	1-13
HSK32E-ER16A-60	28	60	1-10
HSK32E-ER20A-60	34	60	1-13
HSK40E-ER16A-60	28	60	1-10
HSK40E-ER20A-60	34	60	1-13
HSK40E-ER25-75	42	75	2-16
HSK40E-ER32-70	50	70	2-20
HSK50E-ER16A-80	28	80	1-10
HSK50E-ER25-80	42	80	2-16
HSK50E-ER32-85	50	85	2-20
HSK50E-ER40-100	63	100	3-26
HSK63E-ER16A-75	28	75	1-10
HSK63E-ER25-80	42	80	2-16
HSK63E-ER32-90	50	90	2-20
HSK63E-ER40-120	63	120	3-26

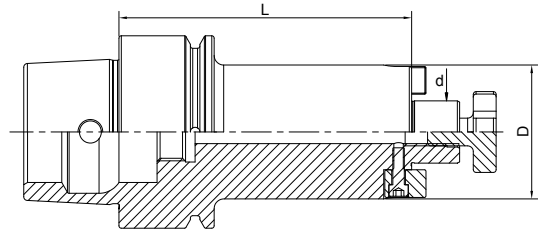




**Face Mill Holder**  
**面铣刀柄**



DIN6499	A $\leq 0.005$	G Value G2.5	AD
---------	----------------	--------------	----

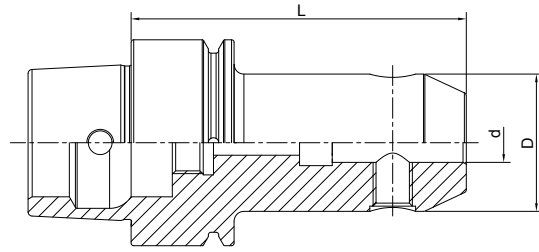
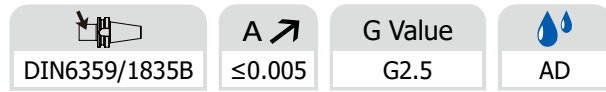


Size	d	D	L1
HSK32E-FMB16-50	16	38	50
HSK40E-FMB16-50	16	38	50
HSK40E-FMB22-50	22	48	50
HSK40E-FMB27-55	27	58	55
HSK50E-FMB16-50	16	38	50
HSK50E-FMB22-60	22	48	60
HSK50E-FMB27-60	27	58	60
HSK50E-FMB32-60	32	78	60
HSK63E-FMB16-50	16	38	50
HSK63E-FMB22-60	22	48	60
HSK63E-FMB27-60	27	58	60
HSK63E-FMB32-60	32	78	60
HSK63E-FMB40-60	40	88	60

**HSK**



## End Mill Holder Weldon 侧固刀柄

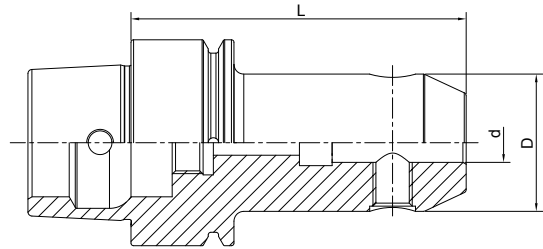


Size	d	D	L
HSK32E-SLA06-60	6	25	60
HSK32E-SLA08-60	8	28	60
HSK32E-SLA10-65	10	35	65
HSK40E-SLA06-60	6	25	60
HSK40E-SLA08-60	8	28	60
HSK40E-SLA10-60	10	35	60
HSK40E-SLA12-70	12	42	70
HSK40E-SLA14-75	14	44	75
HSK40E-SLA16-75	16	48	75
HSK40E-SLA20-75	20	52	75
HSK50E-SLA06-65	6	25	65
HSK50E-SLA08-65	8	28	65
HSK50E-SLA10-65	10	35	65
HSK50E-SLA12-80	12	42	80
HSK50E-SLA14-80	14	44	80
HSK50E-SLA16-80	16	48	80
HSK50E-SLA18-80	18	50	80
HSK50E-SLA20-80	20	52	80
HSK50E-SLA20-100	20	52	100
HSK50E-SLA25-102	25	65	102



**End Mill Holder Weldon**  
**侧固刀柄**



<b>DIN6359/1835B</b>	<b>A</b> ↗ ≤0.005	<b>G Value</b> G2.5	<b>AD</b>
----------------------	----------------------	------------------------	-----------



Size	d	D	L
HSK63E-SLA06-65	6	25	65
HSK63E-SLA08-65	8	28	65
HSK63E-SLA10-65	10	35	65
HSK63E-SLA12-80	12	42	80
HSK63E-SLA14-80	14	44	80
HSK63E-SLA16-80	16	48	80
HSK63E-SLA18-80	18	50	80
HSK63E-SLA20-80	20	52	80
HSK63E-SLA25-110	25	65	110
HSK63E-SLA32-110	32	72	110
HSK63E-SLA40-120	40	80	120

**HSK**



**Test Arbor**  
**主轴检测棒**


Size	D	L
HSK25E-20-150	20	150
HSK32E-25-180	25	180
HSK40E-25-180	25	180
HSK50E-32-200	32	200



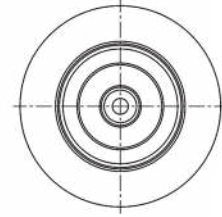
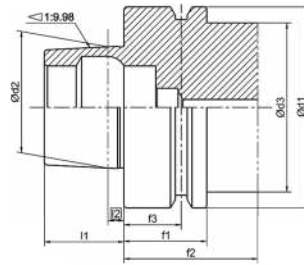

**TOOL HOLDERS**

---

**HSK-F**

## HSK-F Taper Standard

### HSK-F 锥柄标准



Size	d1	d2	d3	l1	l2	f1	f2	f3
HSK50F	50	30.007	42	20	4	26	42	18
HSK63F	63	38.009	53	25	5	26	42	18
HSK80F	80	48.010	68	32	6.3	26	42	18

**Taper standard:** DIN 69893; ISO 12164

**Material:** Alloyed case hardened steel

**Surface Treatment:** Blackening and Bright

**Taper tolerance:** <math><AT3</math>

**Hardness:** HRC 58-62

**Carbon depth:**  $0.8 \pm 0.2$ mm

**Surface Roughness:**  $Ra < 0.005$ mm

**Balancing:** G6.3/15000; G2.5/25000

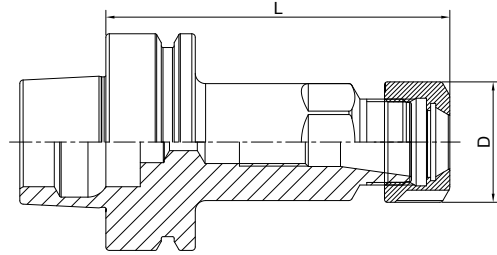
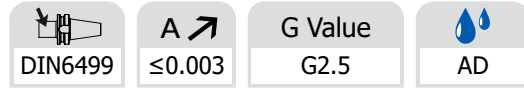
## HSK-F TOOLING SYSTEM HSK-F 工具系统目录

---

ER Collet Chuck.....	D.54
ER 弹簧夹头刀柄.....	D.54
OZ Collet Chuck.....	D.55
OZ 夹头刀柄.....	D.55
Face Mill Holder.....	D.56
面铣刀柄.....	D.56
End Mill Holder.....	D.57
侧固刀柄.....	D.57
Morse Taper Adapter.....	D.58
带扁尾莫氏刀柄.....	D.58
Boring Bar Blank.....	D.59
基础柄.....	D.59
Precision Drill Chuck Holder.....	D.60
精密钻夹头刀柄.....	D.60
Test Arbor.....	D.61
主轴检测棒.....	D.61



## ER Collet Chuck ER 弹簧夹头刀柄



Size	D	L	Capacity
HSK40F-ER16A-60	28	60	1-10
HSK40F-ER25-60	42	60	2-16
HSK50F-ER25-70	42	70	2-16
HSK50F-ER32-80	50	80	2-20
HSK50F-ER40-80	63	80	3-26
HSK63F-ER16A-60	28	60	1-10
HSK63F-ER25-70	42	70	2-16
HSK63F-ER32-75	50	75	2-20
HSK63F-ER40-80	63	80	3-26
HSK63F-ER16A-100	28	100	1-10
HSK63F-ER25-100	42	100	2-16
HSK63F-ER32-100	50	100	2-20
HSK63F-ER40-100	63	100	3-26

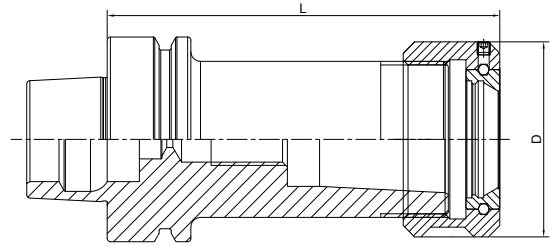
**HSK**




**OZ Collet Chuck**  
**OZ 夹头刀柄**



DIN6391	A $\leq 0.005$	G Value G2.5	AD
---------	----------------	--------------	----

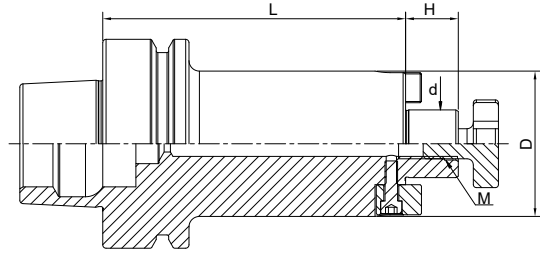
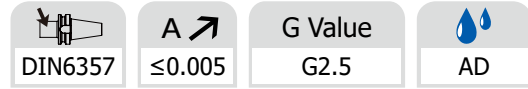


Size	D	L	Capacity
HSK63F-OZ25-90	60	90	3-25

**HSK**



## Face Mill Holder 面铣刀柄


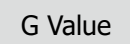



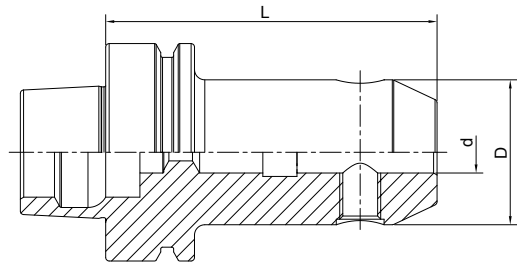
Size	d	D	L	H	M
HSK63F-FMB16-50	16	38	50	17	M8
HSK63F-FMB22-60	22	48	60	19	M10
HSK63F-FMB27-60	27	58	60	21	M12
HSK63F-FMB32-60	32	78	60	24	M16

**HSK**


**End Mill Holder Weldon**  
**侧固刀柄**



 DIN6359/1835B	 A $\nearrow$ $\leq 0.005$	 G Value G2.5	 AD
--	---	--	---

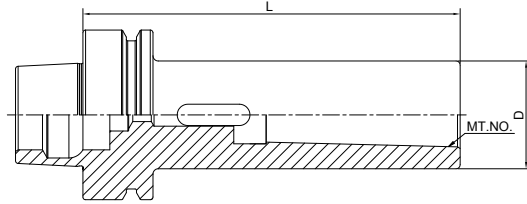
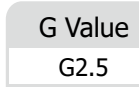


Size	d	D	L
HSK63F-SLA06-65	6	25	65
HSK63F-SLA08-65	8	28	65
HSK63F-SLA10-65	10	35	65
HSK63F-SLA12-80	12	42	80
HSK63F-SLA14-80	14	44	80
HSK63F-SLA16-80	16	48	80
HSK63F-SLA18-80	18	50	80
HSK63F-SLA20-80	20	52	80
HSK63F-SLA25-110	25	65	110
HSK63F-SLA32-110	32	72	110

**HSK**



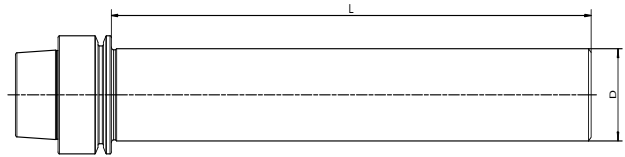
## Morse Taper Adapter with Tang 带扁尾莫氏刀柄



Size	MT.NO.	D	L
HSK63F-MTA1-100	1	25	100
HSK63F-MTA2-120	2	32	120
HAK63F-MTA3-140	3	40	140
HAK63F-MTA4-160	4	48	160



**Boring Bar Blank**  
基础柄



Size	D	L
HSK63F-65-160	65	160
HSK63F-65-250	65	250

Other sizes can be made by request.



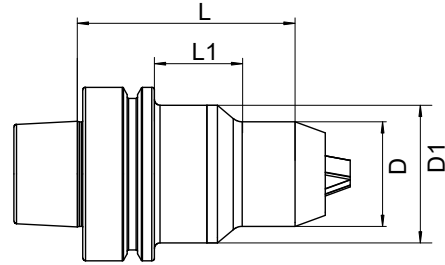
## Precision Drill Chuck Holder

### 精密钻夹头刀柄

 A ↗  
 ≤0.03

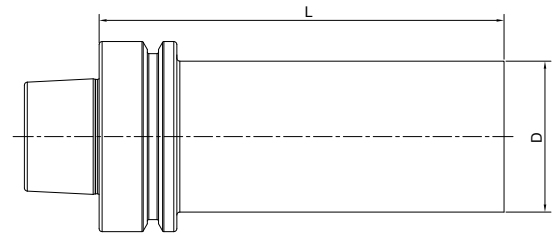

 G Value  
 G2.5

AD



Size	D	D1	L	L1	Capacity
HSK63F-CPU10-90	38	50	90	32	1-10
HSK63F-CPU13-100	50	-	100	-	1-13
HSK63F-CPU16-100	50	-	100	-	1-16

**HSK**


**Test Arbor**  
**主轴检测棒**

Size	D	L
HSK63F-40-300	40	300



TOOL HOLDERS

**HSK-T**



## HSK-T TOOLING SYSTEM

### HSK-T 工具系统

HSK-T Boring Bar Holder .....004 复合刀具, 镗孔刀夹	HSK-T Turning Tool 长型 DDQNR   DDQNL 107.5°/55°.....033 负前角刀片
HSK-T Turning Tools for Facing .....005 复合车刀座, 端面加工	HSK-T Turning Tool 长型 PDQNR   PDQNL 107.5°/55°.....034 负前角刀片
HSK-T Turning Tools for External and Facing....006 复合车刀座, 外径端面加工	HSK-T Turning Tool SCLCR   SCLCL 95°/80°.....035 正前角刀片
HSK-T Turning Tools for External and Cut-off....007 复合车刀座, 外径切断加工	HSK-T Turning Tool SCMCN 50°/80°/50°.....036 正前角刀片
HSK-T Turning Tools for External and Facing....008 复合车刀座, 外径端面加工 .....008	HSK-T Turning Tool SDHCR   SDHCL 107.5°/55°.....037 正前角刀片
HSK-T Turning Tools for Internal.....009 复合车刀座, 内孔加工	HSK-T Turning Tool SDNCN 62.5°/55°/62.5°.....038 正前角刀片
HSK-T Turning Tool DCLNR   DCLNL 95°/80°.....011 负前角刀片	HSK-T Turning Tool SDJCR   SDJCL 93°/55°.....039 正前角刀片
HSK-T Turning Tool PCLNR   PCLNL 95°/80°.....012 负前角刀片	HSK-T Turning Tool SDUCR   SDUCL 93°/55°.....040 正前角刀片
HSK-T Turning Tool DCMNN 50°/80°/50°.....013 负前角刀片	HSK-T Turning Tool SSBGR   SSBCL 75°/90°.....041 正前角刀片
HSK-T Turning Tool PCMNN 50°/80°/50°.....014 负前角刀片	HSK-T Turning Tool SSSCR   SSSCL 45°/90°.....042 正前角刀片
HSK-T Turning Tool DDJNR   DDJNL 55°/93°.....015 负前角刀片	HSK-T Turning Tool SVPBR   SVPBL   SVPCR   SVPL 117.5°/35°.....043 正前角刀片
HSK-T Turning Tool PDJNR   PDJNL 55°/93°.....016 负前角刀片	HSK-T Turning Tool SVUBR   SVUBL   SVUCR   SVUCL 93°/35°.....044 正前角刀片
HSK-T Turning Tool DDNNN 62.5°/55°/62.5°.....017 负前角刀片	HSK-T Turning Tool SWBN   SWCN 72.5°/35°/72.5°.....045 正前角刀片
HSK-T Turning Tool PDNNN 62.5°/55°/62.5°.....018 负前角刀片	HSK-T Turning Tool SVJBR   SVJBL   SVJCR   SVJCL 93°/35°.....046 正前角刀片
HSK-T Turning Tool DDUNR   DDUNL 93°/55°.....019 负前角刀片	HSK-T Turning Tool SCLCR   SCLCL 95°/80°.....047 正前角刀片
HSK-T Turning Tool PDUNR   PDUNL 93°/55°.....020 负前角刀片	HSK-T Turning Tool 长型 SDQCR   SDQCL 107.5°/55°.....048 正前角刀片
HSK-T Turning Tool DSBNR   DSBNL 90°/75°.....021 负前角刀片	HSK-T Turning Tool 长型 SVQCR   SVQCL 107.5°/55°.....049 正前角刀片
HSK-T Turning Tool PSBGR   PSBNL 90°/75°.....022 负前角刀片	
HSK-T Turning Tool DSSNR   DSSNL 45°/90°.....023 负前角刀片	
HSK-T Turning Tool PSSNR   PSSNL 45°/90°.....024 负前角刀片	
HSK-T Turning Tool DVPNR   DVPNL 117.5°/35°.....025 负前角刀片	
HSK-T Turning Tool DVUNR   DVUNL 93°/35°.....026 负前角刀片	
HSK-T Turning Tool DVWNN 72.5°/35°/72.5°.....027 负前角刀片	
HSK-T Turning Tool DVJNR   DVJNL 93°/35°.....028 负前角刀片	
HSK-T Turning Tool DWLNR   DWLNL 95°/80°.....029 负前角刀片	
HSK-T Turning Tool PWLNR   PWLNL 95°/80°.....030 负前角刀片	
HSK-T Turning Tool 长型 DCLNR   DCLNL 95°/80°.....031 负前角刀片	
HSK-T Turning Tool 长型 PCLNR   PCLNL 95°/80°.....032 负前角刀片	



## HSK-T 车刀刀体

### HSK-T External toolholders – Metric

刀柄尺寸 Taper Size	可转位刀片夹紧方式 Insert Clamping Way	可转位刀片形状 Insert Shape	刀杆偏角 Holder Angle	可转位刀片后角 Insert Clearance Angle	切削方向 Direction	刀片尺寸 Insert Size (mm)	L (mm)	f (mm)
HSK63T	C  从上面压紧 Clamp	C  80°	A 90°	B 5°	R 右 Right	16	70	45
HSK100T	D  从上面穿过孔压紧 Clamp/inserts with center hole	D  55°	B 75°	C 7°	L 左 Left			
	M  从上面用孔压紧 Pin/Clamp	S  90°	D 45°	N 0°	N 左右切 Both			
	P  压板夹紧 Pin/Wedge or Lever	V  35°	E 60°					
	S  通过孔拧紧 Screw	W  80°	G 90°					
			H 107.5°					
			J 93°					
			L 95°					
			M 50°					
			N 62.5°					
			P 117.5°					
			Q 107.5°					
			R 75°					
			S 45°					
			U 93°					
			V 72.5°					

# HSK63T

# D

# C

# L

# N

HSK

刀柄尺寸  
Taper Size

可转位刀片夹紧方式  
Insert Clamping Way

可转位刀片形状  
Insert Shape

刀杆偏角  
Holder Angle

可转位刀片后角  
Insert Clearance Angle

HSK63T  
HSK100T

C		从上面压紧 Clamp
D		从上面穿过孔压紧 Clamp/inserts with center hole
M		从上面用孔压紧 Pin/Clamp
P		压板夹紧 Pin/Wedge or Lever
S		通过孔拧紧 Screw

C		80°
D		55°
S		90°
V		35°
W		80°

A		90°
B		75°
D		45°
G		90°
H		107.5°
J		93°
L		95°
M		50°
N		62.5°
P		117.5°
Q		107.5°
R		75°
S		45°
U		93°
V		72.5°

B		5°
C		7°
N		0°

# HSK

# 63T

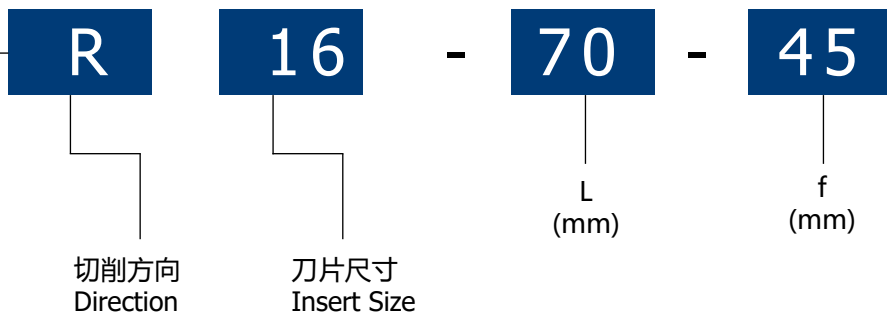
刀柄款式  
Taper



HSK

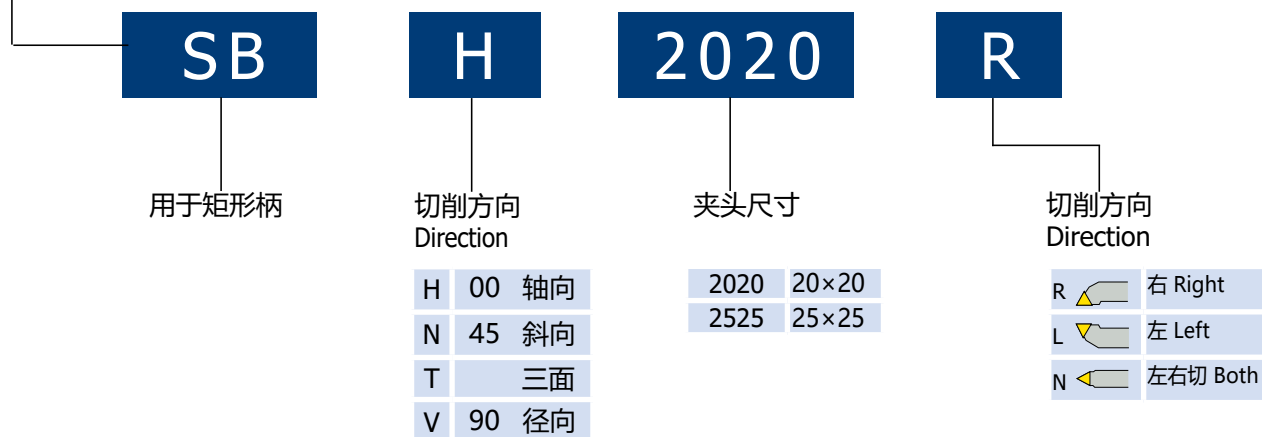
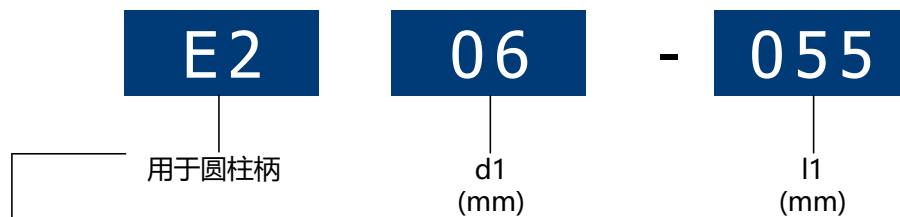
刀柄尺寸  
Taper Size

HSK63T

HSK100T




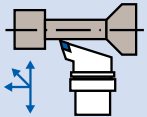
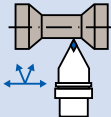
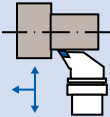
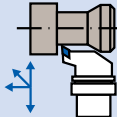
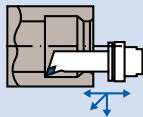

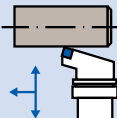
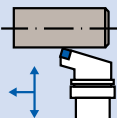

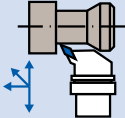
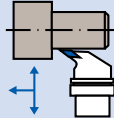
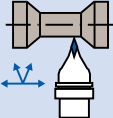
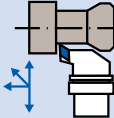
R		右 Right
L		左 Left
N		左右切 Both



**车刀刀体 HSK-T**  
**车刀刀体 HSK-T 产品总览**
**HSK**

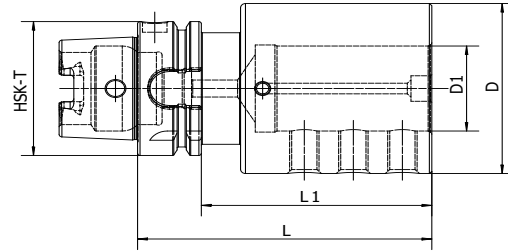
刀片形状 Insert Shape	DCLN PCLN 90° / 80°	DCMNN PCMNN 50° / 80° / 50°	PCLN 长型 95° / 80°		
C					
刀片形状 Insert Shape	DDJN PDJN 55° / 93°	DDNPN PDPNN 62.5° / 55° / 62.5°	DDUN PDUN 93° / 55°	DDQN PDQN 长型 107.5° / 55°	
D					
刀片形状 Insert Shape	DSBN PSBN 90° / 75°	DSSN PSSN 45° / 90°			
S					
刀片形状 Insert Shape	DVPCR DVPNL 117.5° / 35°	DVUNR DVUNL 93° / 35°	DVVNN 72.5° / 35° / 72.5°		
V					
刀片形状 Insert Shape	DWLN PVLN 90° / 80°				
W					
刀片形状 Insert Shape	SCLCR SCLCL 95° / 80°	SCMCN 50° / 80° / 50°	SCLC 长型 95° / 80°		
C					

## 车刀刀体 HSK-T 车刀刀体 HSK-T 产品总览

刀片形状 Insert Shape	SDHCR SDHCL 107.5° / 55°	SDNCN 62.5°/55°/62.5°	SDJCR SDJCL 93° / 55°	SDUCR SDUCL 93° / 55°	SDQC 长型 107.5° / 55°
D 					
刀片形状 Insert Shape	SSBCR SSBCL 75° / 90°	SSSCR SSSCL 45° / 90°			
S 					
刀片形状 Insert Shape	SVPB SVPC 117.5° / 35°	SVUB SVUC 93° / 35°	SVVB SVVC 72.5° / 35° / 72.5°	SVJB SVJC 93° / 35°	SVQC 107.5° / 55°
V 					

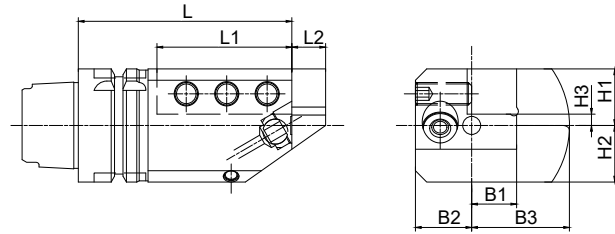
**HSK-T Boring Bar Holder**

复合刀具, 镗孔刀夹



Size	D1	D	L	L1
HSK40T-E2-06-055	6	34	55	35
HSK40T-E2-08-055	8	34	55	35
HSK40T-E2-10-055	10	34	55	35
HSK40T-E2-12-055	12	36	55	35
HSK40T-E2-16-070	16	40	70	50
HSK40T-E2-20-085	20	44	85	65
HSK63T-E2-06-060	6	34	60	34
HSK63T-E2-08-060	8	34	60	34
HSK63T-E2-10-060	10	34	60	34
HSK63T-E2-12-060	12	36	60	34
HSK63T-E2-16-075	16	40	75	49
HSK63T-E2-20-075	20	44	75	49
HSK63T-E2-25-075	25	50	75	49
HSK63T-E2-32-090	32	56	90	64
HSK63T-E2-40-090	40	63	90	64
HSK100T-E2-06-070	6	34	70	41
HSK100T-E2-08-070	8	34	70	41
HSK100T-E2-10-070	10	34	70	41
HSK100T-E2-12-070	12	36	70	41
HSK100T-E2-16-085	16	40	85	56
HSK100T-E2-20-085	20	44	85	56
HSK100T-E2-25-085	25	50	85	56
HSK100T-E2-32-100	32	56	100	71
HSK100T-E2-40-100	40	63	100	71
HSK100T-E2-50-100	50	-	100	71

**HSK-T Turning Tools for Facing**  
**复合车刀座, 端面加工**

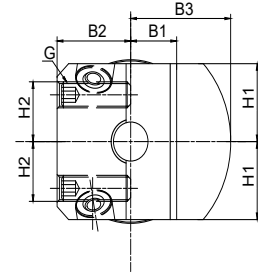
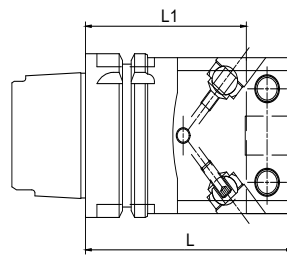
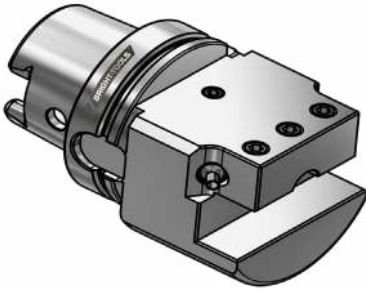


Size	L	L1	L2	B1	B2	B3	H1	H2	H3	G
HSK50T-SBV2020R-105	105	60	15	20	25	43.5	25	25	5	M10
HSK50T-SBV2020L-105	105	60	15	20	25	43.5	25	25	5	M10
HSK63T-SBV2020R-105	105	60	15	20	32	43.5	33	32	13	M10
HSK63T-SBV2020L-105	105	60	15	20	32	43.5	33	32	13	M10
HSK63T-SBV2525R-115	115	70	20	25	32	45	30	30	5	M12
HSK63T-SBV2525L-115	115	70	20	25	32	45	30	30	5	M12
HSK100T-SBV2525R-160	160	110	20	25	37	59	48	43	23	M12
HSK100T-SBV2525L-160	160	110	20	25	37	59	48	43	23	M12
HSK100T-SBV3232R-160	160	110	20	32	40	68.5	45	43	15	M14
HSK100T-SBV3232L-160	160	110	20	32	40	68.5	45	43	15	M14



**HSK-T Turning Tools for External and Facing**

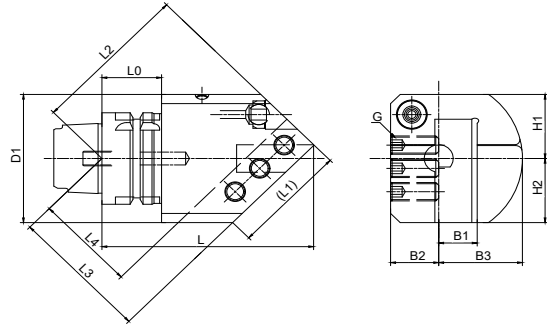
复合车刀座, 外径端面加工



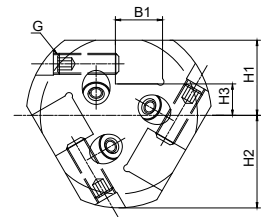
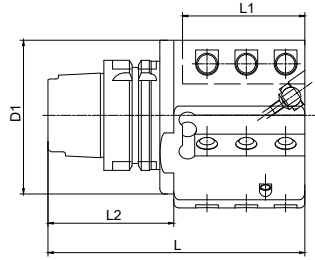
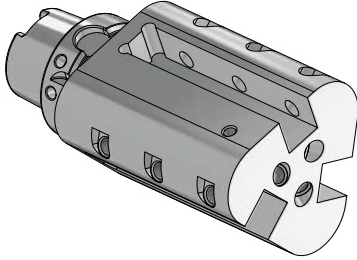
Size	L	L1	B1	B2	B3	H1	H2	G
HSK50T-SBH2020N-100	100	80	20	25	43.5	27.5	-	M10
HSK50T-SBH2020N-130	130	110	20	25	43.5	27.5	-	M10
HSK63T-SBH2020N-100	100	80	20	32	43.5	30	-	M10
HSK63T-SBH2525N-100	100	75	25	32	53	40.5	29.5	M12
HSK63T-SBH2525N-130	130	105	25	32	53	40.5	29.5	M12
HSK100T-SBH2525N-115	115	90	25	32	59	48	37	M12
HSK100T-SBH2525N-160	160	135	25	32	59	48	37	M12
HSK100T-SBH3232N-115	115	85	32	40	68.5	57	43	M14

**HSK-T Turning Tools for External and Cut-off**

复合车刀座, 外径切断加工

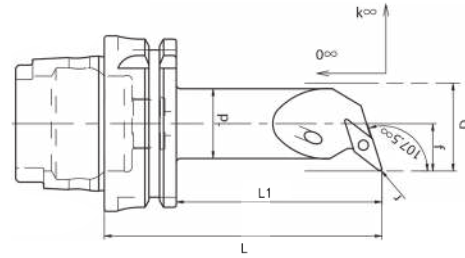


Size	L	L1	L2	L3	L4	D1	B1	B2	B3	H1	H2	G
HSK50T-SBN2020R-120	120	60	83.1	72.8	52.8	-	20	25	43.5	35	35	M10
HSK50T-SBN2020L-120	120	60	83.1	72.8	52.8	-	20	25	43.5	35	35	M10
HSK63T-SBN2020R-120	120	60	83.1	72.8	52.8	-	20	32	43.5	35	35	M10
HSK63T-SBN2020L-120	120	60	83.1	72.8	52.8	-	20	32	43.5	35	35	M10
HSK63T-SBN2525R-120	120	70	85.2	70.8	45.8	90	25	32	53	39	39	M12
HSK63T-SBN2525L-120	120	70	85.2	70.8	45.8	90	25	32	53	39	39	M12
HSK100T-SBN2525R-145	145	70	102.9	88.5	63.5	-	25	32	59	43	43	M12
HSK100T-SBN2525L-145	145	70	102.9	88.5	63.5	-	25	32	59	43	43	M12
HSK100T-SBN3232R-150	150	85	109.9	89	59	-	32	37	68.5	48	43	M14
HSK100T-SBN3232L-150	150	85	109.9	89	59	-	32	37	68.5	48	43	M14

**HSK-T Turning Tools for External and Facing**
**复合车刀座, 外径端面加工**


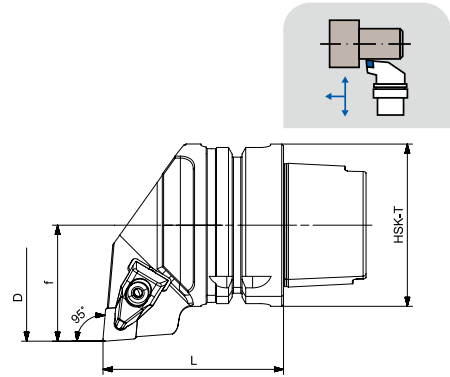
Size	L	L1	L2	D1	B1	H1	H2	H3	G
HSK50T-SBT2020R-105	105	60	-	-	20	35	43.5	15	M10
HSK50T-SBT2020L-105	105	60	-	-	20	35	43.5	15	M10
			-	-	20	35	43.5	15	M10
HSK63T-SBT2020R-105	105	60	-	-	20	35	43.5	15	M10
HSK63T-SBT2020L-105	105	60							
HSK63T-SBT2525R-125	125	70	40	90	25	43	53	18	M12
HSK63T-SBT2525L-125	125	70	40	90	25	43	53	18	M12
HSK100T-SBT2525R-160	160	110	-	-	25	48	59	23	M12
HSK100T-SBT2525L-160	160	110	-	-	25	48	59	23	M12

**HSK-T Turning Tools for Internal**  
**复合车刀座, 内孔加工**

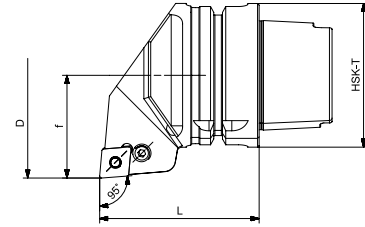
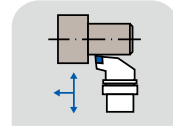


Size	d	L	L1	f	k°	D	r	Inserts N.
HSK63T-SVQBR11-85	20	85	59	13	-8	25	0.4	VB..1102..
HSK63T-SVQBL11-85	20	85	59	13	-8	25	0.4	VB..1102..
HSK63T-SVQBR11-100	25	100	74	17	-5	32	0.4	VB..1102..
HSK63T-SVQBL11-100	25	100	74	17	-5	32	0.4	VB..1102..
HSK63T-SVQBR16-120	32	120	94	22	-10	40	0.8	VB..1604..
HSK63T-SVQBL16-120	32	120	94	22	-10	40	0.8	VB..1604..
HSK63T-SVQBR16-140	40	140	114	27	-10	50	0.8	VB..1604..
HSK63T-SVQBL16-140	40	140	114	27	-10	50	0.8	VB..1604..

**HSK-T Turning Tool DCLNR | DCLNL 95°/80°**  
**负前角刀片**

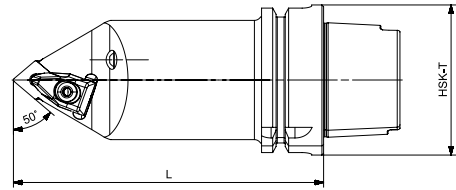
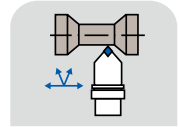


Size	f	D	L	Direction	Inserts N.
HSK63T-DCLNR12-70-45	45	80	70	R	CN..1204..
HSK63T-DCLNL12-70-45	45	80	70	L	CN..1204..
HSK63T-DCLNR16-70-45	45	80	70	R	CN..1606..
HSK63T-DCLNL16-70-45	45	80	70	L	CN..1606..
HSK100T-DCLNR12-100-63	63	120	100	R	CN..1204..
HSK100T-DCLNL12-100-63	63	120	100	L	CN..1204..
HSK100T-DCLNR16-100-63	63	120	100	R	CN..1606..
HSK100T-DCLNL16-100-63	63	120	100	L	CN..1606..

**HSK-T Turning Tool PCLNR | PCLNL 95°/80°**
**负前角刀片**


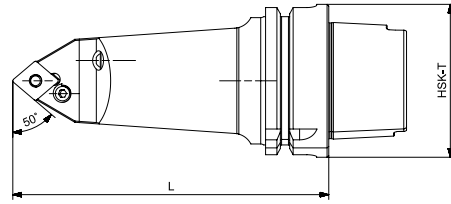
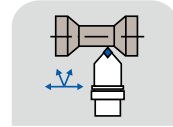
Size	f	D	L	Direction	Inserts N.
HSK63T-PCLNR12-70-45	45	80	70	R	CN..1204..
HSK63T-PCLNL12-70-45	45	80	70	L	CN..1204..
HSK63T-PCLNR16-70-45	45	80	70	R	CN..1606..
HSK63T-PCLNL16-70-45	45	80	70	L	CN..1606..
HSK100T-PCLNR12-100-63	63	120	100	R	CN..1204..
HSK100T-PCLNL12-100-63	63	120	100	L	CN..1204..
HSK100T-PCLNR16-100-63	63	120	100	R	CN..1606..
HSK100T-PCLNL16-100-63	63	120	100	L	CN..1606..
HSK100T-PCLNR19-100-63	63	120	100	R	CN..1906..
HSK100T-PCLNL19-100-63	63	120	100	L	CN..1906..

**HSK-T Turning Tool DCMNN 50°/80°/50°**  
**负前角刀片**



Size	L	Direction	Inserts N.
HSK63T-DCMNN12-100-0	100	N	CN..1204..
HSK63T-DCMNN12-130-0	130	N	CN..1204..
HSK63T-DCMNN16-100-0	100	N	CN..1606..
HSK63T-DCMNN16-130-0	130	N	CN..1606..
HSK100T-DCMNN12-125-0	125	N	CN..1204..
HSK100T-DCMNN16-125-0	125	N	CN..1606..

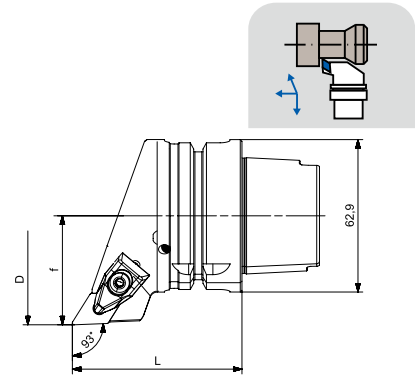
## HSK-T Turning Tool PCMNN 50°/80°/50° 负前角刀片



Size	L	Direction	Inserts N.
HSK63T-PCMNN12-100-0	100	N	CN..1204..
HSK63T-PCMNN12-130-0	130	N	CN..1204..
HSK63T-PCMNN16-100-0	100	N	CN..1606..
HSK63T-PCMNN16-130-0	130	N	CN..1606..
HSK100T-PCMNN12-125-0	125	N	CN..1204..
HSK100T-PCMNN16-125-0	125	N	CN..1606..



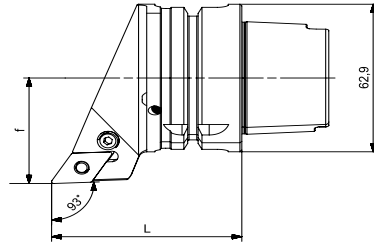
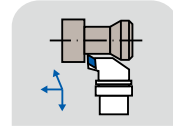
**HSK-T Turning Tool DDJNR | DDJNL 55°/93°**  
**负前角刀片**



Size	f	L	Direction	Inserts N.
HSK63T-DDJNR15-75-45	45	70	R	DN..1506..
HSK63T-DDJNL15-75-45	45	70	L	DN..1506..
HSK100T-DDJNR15-100-63	63	100	R	DN..1506..
HSK100T-DDJNL15-100-63	63	100	L	DN..1506..

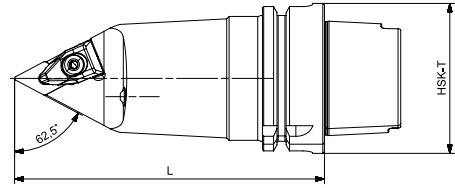
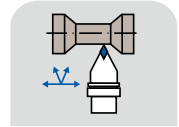
## HSK-T Turning Tool PDJNR | PDJNL 55°/93°

负前角刀片



Size	f	L	Direction	Inserts N.
HSK63T-PDJNR15-70-45	45	70	R	DN..1506..
HSK63T-PDJNL15-70-45	45	70	L	DN..1506..
HSK100T-PDJNR15-100-63	63	100	R	DN..1506..
HSK100T-PDJNL15-100-63	63	100	L	DN..1506..

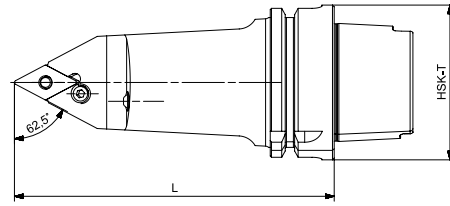
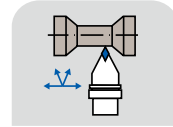
**HSK-T Turning Tool DDNNN 62.5°/55°/62.5°**  
**负前角刀片**



Size	L	Direction	Inserts N.
HSK63T-DDNNN15-100-0	100	N	DN..1506..
HSK63T-DDNNN15-130-0	130	N	DN..1506..
HSK100T-DDNNN15-125-0	125	N	DN..1506..

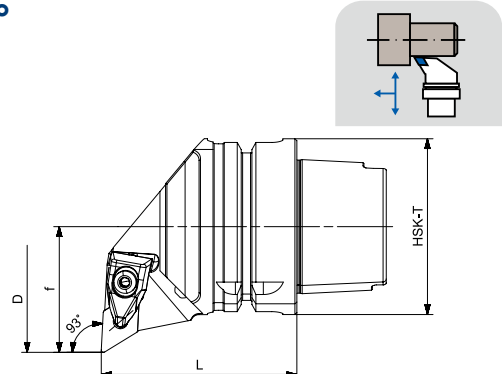
## HSK-T Turning Tool PDNNN 62.5°/55°/62.5°

负前角刀片

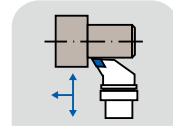
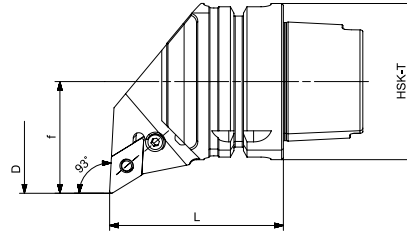


Size	L	Direction	Inserts N.
HSK63T-PDNNN15-100-0	100	N	DN..1506..
HSK63T-PDNNN15-130-0	130	N	DN..1506..
HSK100T-PDNNN15-125-0	125	N	DN..1506.. DN..1506..

**HSK-T Turning Tool DDUNR | DDUNL 93°/55°**  
**负前角刀片**

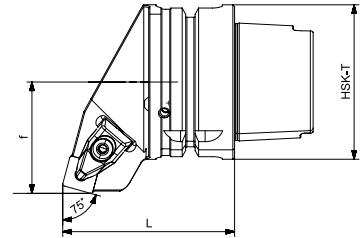
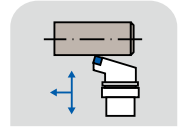


Size	f	D	L	Direction	Inserts N.
HSK63T-DDUNR15-70-45	45	80	70	R	DN..1506..
HSK63T-DDUNL15-70-45	45	80	70	L	DN..1506..
HSK100T-DDUNR15-100-63	63	120	100	R	DN..1506..
HSK100T-DDUNL15-100-63	63	120	100	L	DN..1506..

**HSK-T Turning Tool PDUNR | PDUNL 93°/55°**
**负前角刀片**


Size	f	D	L	Direction	Inserts N.
HSK63T-PDUNR15-70-45	45	80	70	R	DN..1506..
HSK63T-PDUNL15-70-45	45	80	70	L	DN..1506..
HSK100T-PDUNR15-100-63	63	120	100	R	DN..1506..
HSK100T-PDUNL15-100-63	63	120	100	L	DN..1506..

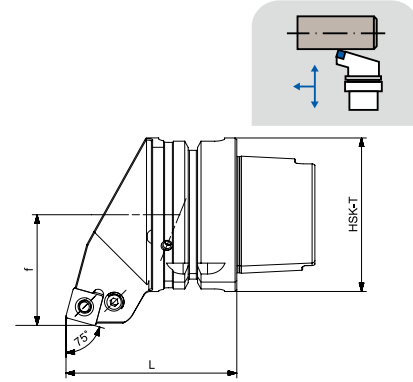
**HSK-T Turning Tool DSBNR | DSBNL 90°/75°**  
**负前角刀片**



Size	f	L	Direction	Inserts N.
HSK63T-DSB NR12-70-45	45	70	R	SN..1204..
HSK63T-DSBNL12-70-45	45	70	L	SN..1204..
HSK100T-DSB NR12-100-63	63	100	R	SN..1204..
HSK100T-DSBNL12-100-63	63	100	L	SN..1204..

## HSK-T Turning Tool PSBNR | PSBNL 90°/75°

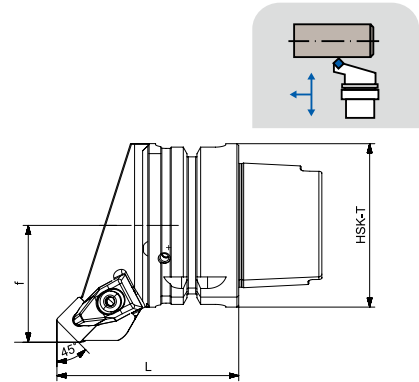
### 负前角刀片



Size	f	L	Direction	Inserts N.
HSK63T-PSBNR12-70-45	45	70	R	SN..1204..
HSK63T-PSBNL12-70-45	45	70	L	SN..1204..
HSK100T-PSBNR12-100-63	63	100	R	SN..12 04..
HSK100T-PSBNL12-100-63	63	100	L	SN..1204..



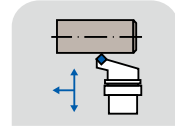
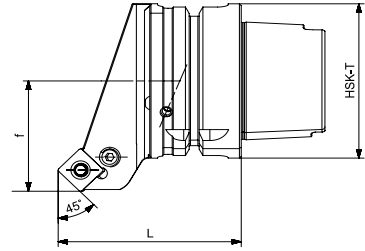
**HSK-T Turning Tool DSSNR | DSSNL 45°/90°**  
**负前角刀片**



Size	f	D	L	Direction	Inserts N.
HSK63T-DSSNR12-70-45	45	-	70	R	SN..1204..
HSK63T-DSSNL12-70-45	45	-	70	L	SN..1204..
HSK100T-DSSNR12-100-63	63	-	100	R	SN..1204..
HSK100T-DSSNL12-100-63	63	-	100	L	SN..1204..

## HSK-T Turning Tool PSSNR | PSSNL 45°/90°

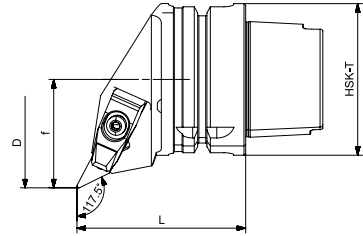
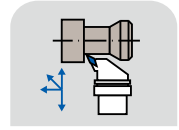
负前角刀片



Size	f	L	Direction	Inserts N.
HSK63T-PSSNR12-70-45	45	70	R	SN..1204..
HSK63T-PSSNL12-70-45	45	70	L	SN..1204..
HSK100T-PSSNR12-100-63	63	100	R	SN..1204..
HSK100T-PSSNL12-100-63	63	100	L	SN..1204..

**HSK-T Turning Tool DVPNR | DVPNL 117.5°/35°**

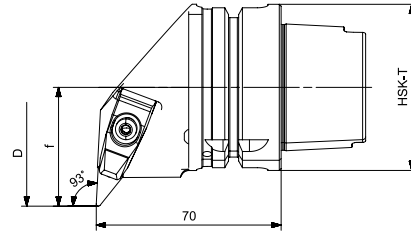
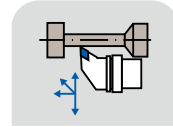
负前角刀片



Size	f	D	L	Direction	Inserts N.
HSK63T-DVPNR16-70-45	45	80	70	R	VN..1604..
HSK63T-DVPNL16-70-45	45	80	70	L	VN..1604..
HSK100T-DVPNR16-100-63	63	120	100	R	VN..1604..
HSK100T-DVPNL16-100-63	63	120	100	L	VN..1604..

## HSK-T Turning Tool DVUNR | DVUNL 93°/35°

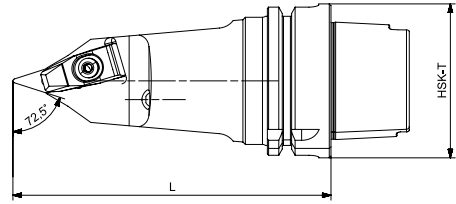
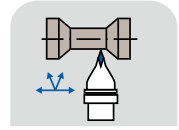
负前角刀片



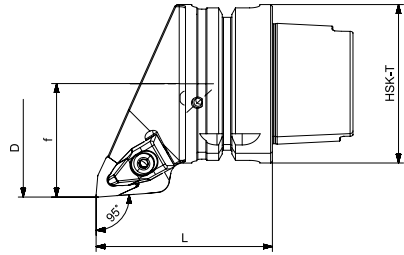
Size	f	D	L	Direction	Inserts N.
HSK63T-DVUNR16-70-45	45	80	70	R	VN..1604..
HSK63T-DVUNL16-70-45	45	80	70	L	VN..1604..
HSK100T-DVUNR16-100-63	63	120	100	R	VN..1604..
HSK100T-DVUNL16-100-63	63	120	100	L	VN..1604..

**HSK-T Turning Tool DVVNN 72.5°/35°/72.5°**

负前角刀片

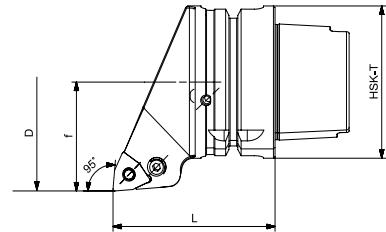
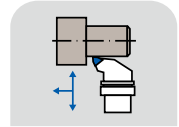


Size	L	Direction	Inserts N.
HSK63T-DVVNN16-100-0	100	N	VN..1604..
HSK63T-DVVNN16-130-0	130	N	VN..1604..
HSK100T-DVVNN16-125-0	125	N	VN..1604..

**HSK-T Turning Tool DWLNR | DWLNL 95°/80°**
**负前角刀片**


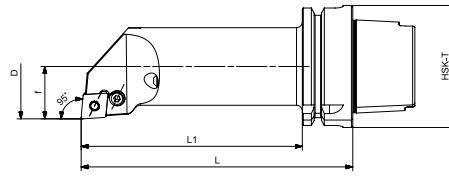
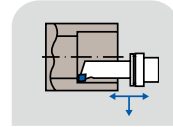
Size	f	D	L	Direction	Inserts N.
HSK63T-DWLNR8-70-45	45	80	70	R	WN..0804..
HSK63T-DWLNL8-70-45	45	80	70	L	WN..0804..
HSK100T-DWLNR8-100-63	63	120	100	R	WN..0804..
HSK100T-DWLNL8-100-63	63	120	100	L	WN..0804..

**HSK-T Turning Tool PWLNR | PWLNL 95°/80°**  
**负前角刀片**



Size	f	D	L	Direction	Inserts N.
HSK63T-PWLNR8-70-45	45	80	70	R	WN..0804..
HSK63T-PWLNL8-70-45	45	80	70	L	WN..0804..
HSK100T-PWLNR8-100-63	63	120	100	R	WN..0804..
HSK100T-PWLNL8-100-63	63	120	100	L	WN..0804..

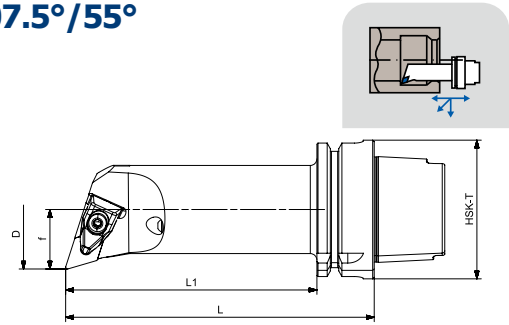
## HSK-T Turning Tool 长型 PCLNR | PCLNL 95°/80° 负前角刀片



Size	f	D	L	L1	Direction	Inserts N.
HSK63T-PCLNR12-140-27	27	50	140	114	R	CN..1204..
HSK63T-PCLNL12-140-27	27	50	140	114	L	CN..1204..
HSK63T-PCLNR12-180-27	27	50	180	154	R	CN..1204..
HSK63T-PCLNL12-180-27	27	50	180	154	L	CN..1204..
HSK100T-PCLNR12-150-27	27	50	150	121	R	CN..1204..
HSK100T-PCLNL12-150-27	27	50	150	121	L	CN..1204..
HSK100T-PCLNR12-200-27	27	50	200	171	R	CN..1204..
HSK100T-PCLNL12-200-27	27	50	200	171	L	CN..1204..
HSK100T-PCLNR12-150-35	35	63	150	121	R	CN..1204..
HSK100T-PCLNL12-150-35	35	63	150	121	L	CN..1204..
HSK100T-PCLNR12-200-35	35	63	200	171	R	CN..1204..
HSK100T-PCLNL12-200-35	35	63	200	171	L	CN..1204..

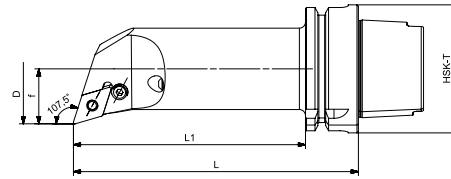
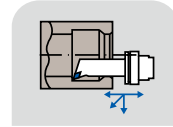


**HSK-T Turning Tool 长型 DDQNR | DDQNL 107.5°/55°  
负前角刀片**



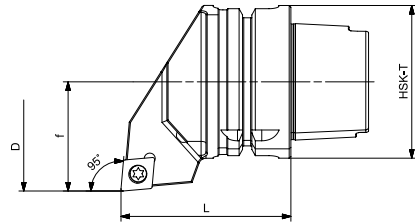
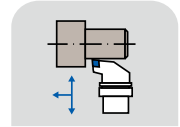
Size	f	D	L	L1	Direction	Inserts N.
HSK63T-DDQNR15-140-27	27	50	140	114	R	DN..1506..
HSK63T-DDQNL15-140-27	27	50	140	114	L	DN..1506..
HSK63T-DDQNR15-180-27	27	50	180	154	R	DN..1506..
HSK63T-DDQNL15-180-27	27	50	180	154	L	DN..1506..
HSK100T-DDQNR15-150-27	27	50	150	121	R	DN..1506..
HSK100T-DDQNL15-150-27	27	50	150	121	L	DN..1506..
HSK100T-DDQNR15-200-27	27	50	200	171	R	DN..1506..
HSK100T-DDQNL15-200-27	27	50	200	171	L	DN..1506..
HSK100T-DDQNR15-150-35	35	63	150	121	R	DN..1506..
HSK100T-DDQNL15-150-35	35	63	150	121	L	DN..1506..
HSK100T-DDQNR15-200-35	35	63	200	171	R	DN..1506..
HSK100T-DDQNL15-200-35	35	63	200	171	L	DN..1506..

## HSK-T Turning Tool 长型 PDQNR | PDQNL 107.5°/55° 负前角刀片



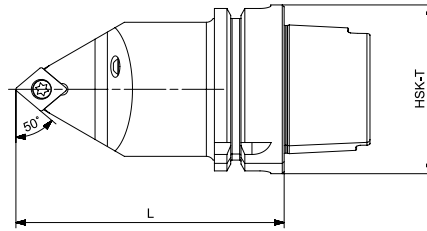
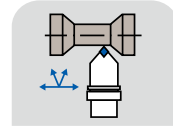
Size	f	D	L	L1	Direction	Inserts N.
HSK63T-PDQNR15-140-27	27	50	140	114	R	DN..1506..
HSK63T-PDQNL15-140-27	27	50	140	114	L	DN..1506..
HSK63T-PDQNR15-180-27	27	50	180	154	R	DN..1506..
HSK63T-PDQNL15-180-27	27	50	180	154	L	DN..1506..
HSK100T-PDQNR15-150-27	27	50	150	121	R	DN..1506..
HSK100T-PDQNL15-150-27	27	50	150	121	L	DN..1506..
HSK100T-PDQNR15-200-27	27	50	200	171	R	DN..1506..
HSK100T-PDQNL15-200-27	27	50	200	171	L	DN..1506..
HSK100T-PDQNR15-150-35	35	63	150	121	R	DN..1506..
HSK100T-PDQNL15-150-35	35	63	150	121	L	DN..1506..
HSK100T-PDQNR15-200-35	35	63	200	171	R	DN..1506..
HSK100T-PDQNL15-200-35	35	63	200	171	L	DN..1506..

**HSK-T Turning Tool SCLCR | SCLCL 95°/80°**  
**正前角刀片**



Size	f	D	L	Direction	Inserts N.
HSK63T-SCLCR12-70-45	45	80	70	R	CC..1204..
HSK63T-SCLCL12-70-45	45	80	70	L	CC..1204..
HSK100T-SCLCR12-100-63	63	120	100	R	CC..1204..
HSK100T-SCLCL12-100-63	63	120	100	L	CC..1204..

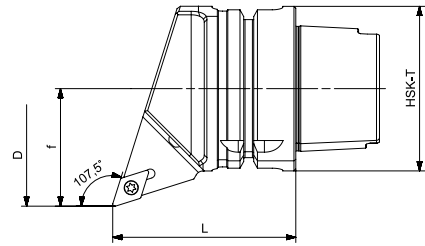
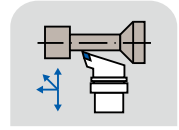
## HSK-T Turning Tool SCMCN 50°/80°/50° 正前角刀片



Size	L	Direction	Inserts N.
HSK63T-SCMCN12-100-0	100	N	CC..1204..
HSK63T-SCMCN12-130-0	130	N	CC..1204..
HSK100T-SCMCN12-125-0	125	N	CC..1204..

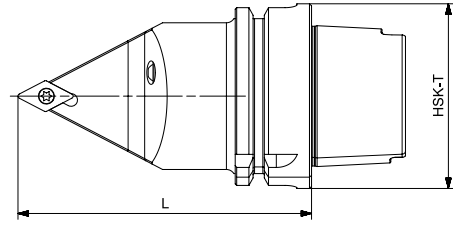
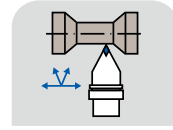
**HSK-T Turning Tool SDHCR | SDHCL 107.5°/55°**

正前角刀片



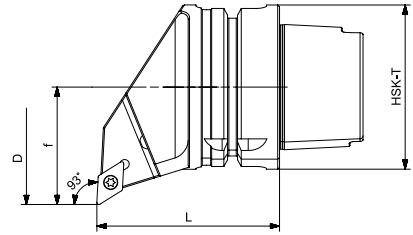
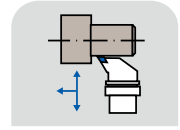
Size	f	D	L	Direction	Inserts N.
HSK63T-SDHCR11-70-45	45	80	70	R	DC..11T3..
HSK63T-SDHCL11-70-45	45	80	70	L	DC..11T3..
HSK100T-SDHCR11-100-63	63	120	100	R	DC..11T3..
HSK100T-SDHCL11-100-63	63	120	100	L	DC..11T3..

## HSK-T Turning Tool SDNCN 62.5°/55°/62.5° 正前角刀片

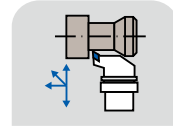
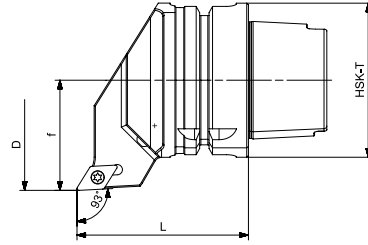


Size	L	Direction	Inserts N.
HSK63T-SDNCN11-100-0	100	N	DC..11T3..
HSK63T-SDNCN11-130-0	130	N	DC..11T3..
HSK100T-SDNCN11-125-0	125	N	DC..11T3..

**HSK-T Turning Tool SDJCR | SDJCL 93°/55°**  
**正前角刀片**



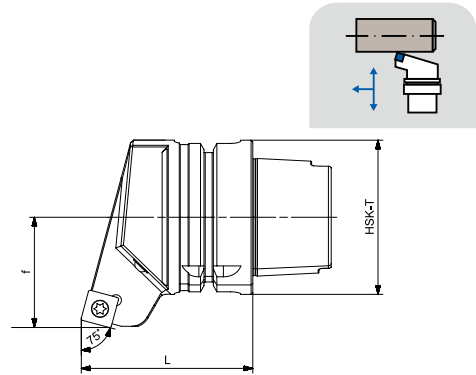
Size	f	D	L	Direction	Inserts N.
HSK63T-SDJCR11-70-45	45	80	70	R	DC..11T3..
HSK63T-SDJCL11-70-45	45	80	70	L	DC..11T3..
HSK100T-SDJCR11-100-63	63	120	100	R	DC..11T3..
HSK100T-SDJCL11-100-63	63	120	100	L	DC..11T3..

**HSK-T Turning Tool SDUCR | SDUCL 93°/55°**
**正前角刀片**


Size	f	D	L	Direction	Inserts N.
HSK63T-SDUCR11-70-45	45	80	70	R	DC..11T3..
HSK63T-SDUCL11-70-45	45	80	70	L	DC..11T3..
HSK100T-SDUCR11-100-63	63	120	100	R	DC..11T3..
HSK100T-SDUCL11-100-63	63	120	100	L	DC..11T3..

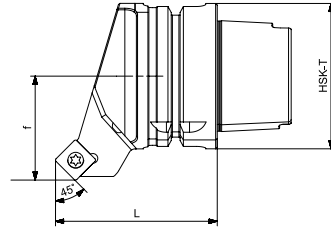
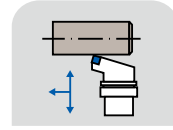


**HSK-T Turning Tool SSBCR | SSBCL 75°/90°**  
**正前角刀片**



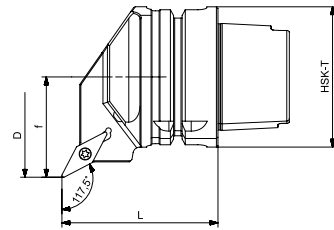
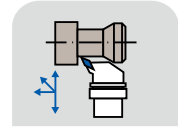
Size	f	L	Direction	Inserts N.
HSK63T-SSBCR12-70-45	45	70	R	SC..1204..
HSK63T-SSBCL12-70-45	45	70	L	SC..1204..
HSK100T-SSBCR12-100-63	63	100	R	SC..1204..
HSK100T-SSBCL12-100-63	63	100	L	SC..1204..

## HSK-T Turning Tool SSSCR | SSSCL 45°/90° 正前角刀片

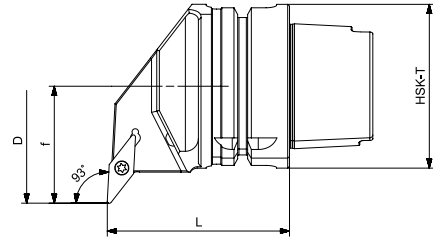
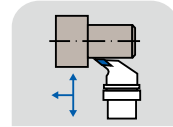


Size	f	L	Direction	Inserts N.
HSK63T-SSSCR12-70-45	45	70	R	SC..1204..
HSK63T-SSSCL12-70-45	45	70	L	SC..1204..
HSK100T-SSSCR12-100-63	63	100	R	SC..1204..
HSK100T-SSSCL12-100-63	63	100	L	SC..1204..

**HSK-T Turning Tool SVPBR | SVPBL | SVPCR | SVPCL 117.5°/35°**  
**正前角刀片**

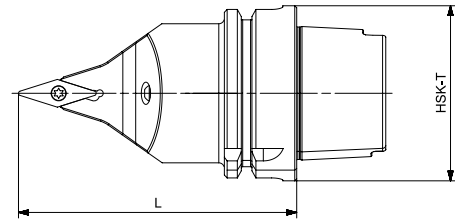
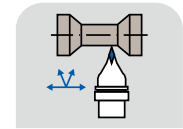


Size	f	D	L	Direction	Inserts N.
HSK63T-SVPBR16-70-45	45	80	70	R	VB..1604..
HSK63T-SVPBL16-70-45	45	80	70	L	VB..1604..
HSK63T-SVPCR16-70-45	45	80	70	R	VC..1604..
HSK63T-SVPCL16-70-45	45	80	70	L	VC..1604..
HSK100T-SVPBR16-100-63	63	120	100	R	VB..1604..
HSK100T-SVPBL16-100-63	63	120	100	L	VB..1604..
HSK100T-SVPCR16-100-63	63	120	100	R	VC..1604..
HSK100T-SVPCL16-100-63	63	120	100	L	VC..1604..

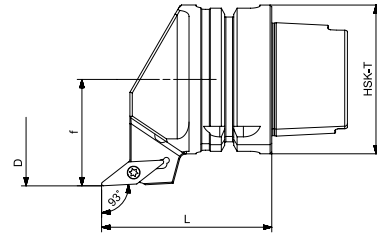
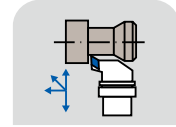
**HSK-T Turning Tool SVUBR | SVUBL | SVUCR | SVUCL 93°/35°**
**正前角刀片**


Size	f	D	L	Direction	Inserts N.
HSK63T-SVUBR16-70-45	45	80	70	R	VB..1604..
HSK63T-SVUBL16-70-45	45	80	70	L	VB..1604..
HSK63T-SVUCR16-70-45	45	80	70	R	VC..1604..
HSK63T-SVUCL16-70-45	45	80	70	L	VC..1604..
HSK100T-SVUBR16-100-63	63	120	100	R	VB..1604..
HSK100T-SVUBL16-100-63	63	120	100	L	VB..1604..
HSK100T-SVUCR16-100-63	63	120	100	R	VC..1604..
HSK100T-SVUCL16-100-63	63	120	100	L	VC..1604..

**HSK-T Turning Tool SVVBN | SVVCN 72.5°/35°/72.5°**  
**正前角刀片**



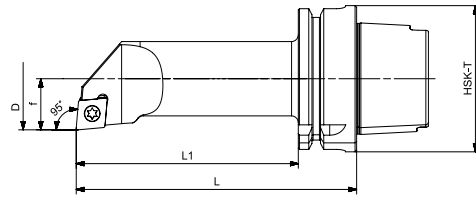
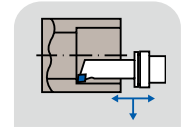
Size	L	Direction	Inserts N.
HSK63T-SVVBN16-100-0	100	N	VB..1604..
HSK63T-SVVBN16-130-0	130	N	VB..1604..
HSK63T-SVVCN16-100-0	100	N	VC..1604..
HSK63T-SVVCN16-130-0	130	N	VC..1604..
HSK100T-SVVBN16-125-0	125	N	VB..1604..
HSK100T-SVVCN16-125-0	125	N	VC..1604..

**HSK-T Turning Tool SVJBR | SVJBL | SVJCR | SVJCL 93°/35°**
**正前角刀片**


Size	f	D	L	Direction	Inserts N.
HSK63T-SVJBR16-72-45	45	80	71.5	R	VB..1604..
HSK63T-SVJBL16-72-45	45	80	71.5	L	VB..1604..
HSK63T-SVJCR16-72-45	45	80	71.5	R	VC..1604..
HSK63T-SVJCL16-72-45	45	80	71.5	L	VC..1604..
HSK100T-SVJBR16-100-63	63	120	100	R	VB..1604..
HSK100T-SVJBL16-100-63	63	120	100	L	VB..1604..
HSK100T-SVJCR16-100-63	63	120	100	R	VC..1604..
HSK100T-SVJCL16-100-63	63	120	100	L	VC..1604..

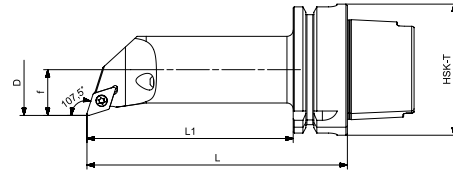
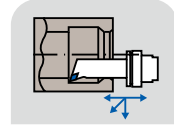
**HSK-T Turning Tool SCLCR | SCLCL 95°/80°**

正前角刀片



Size	f	D	L	L1	Direction	Inserts N.
HSK63T-SCLCR12-125-22	22	40	125	99	R	CC..1204..
HSK63T-SCLCL12-125-22	22	40	125	99	L	CC..1204..
HSK63T-SCLCR12-160-22	22	40	160	134	R	CC..1204..
HSK63T-SCLCL12-160-22	22	40	160	134	L	CC..1204..
HSK63T-SCLCR12-140-27	27	50	140	114	R	CC..1204..
HSK63T-SCLCL12-140-27	27	50	140	114	L	CC..1204..
HSK63T-SCLCR12-180-27	27	50	180	154	R	CC..1204..
HSK63T-SCLCL12-180-27	27	50	180	154	L	CC..1204..

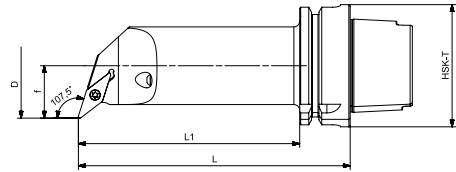
## HSK-T Turning Tool 长型 SDQCR | SDQCL 107.5°/55° 正前角刀片



Size	f	D	L	Direction	Inserts N.
HSK63T-SDQCR11-70-45	45	80	70	R	DC..11T3..
HSK63T-SDQCL11-70-45	45	80	70	L	DC..11T3..
HSK100T-SDQCR11-100-63	63	120	100	R	DC..11T3..
HSK100T-SDQCL11-100-63	63	120	100	L	DC..11T3..



**HSK-T Turning Tool 长型 SVQCR | SVQCL 107.5°/55°**  
**正前角刀片**



Size	f	D	L	L1	Direction	Inserts N.
HSK63T-SVQCR16-125-22	22	40	125	99	R	VB..T16T3
HSK63T-SVQCL16-125-22	22	40	125	99	L	VB..T16T3
HSK63T-SVQCR16-160-22	22	40	160	134	R	VB..T16T3
HSK63T-SVQCL16-160-22	22	40	160	134	L	VB..T16T3
HSK63T-SVQCR16-140-27	27	50	140	114	R	VB..T16T3
HSK63T-SVQCL16-140-27	27	50	140	114	L	VB..T16T3
HSK63T-SVQCR16-180-27	27	50	180	154	R	VB..T16T3
HSK63T-SVQCL16-180-27	27	50	180	154	L	VB..T16T3

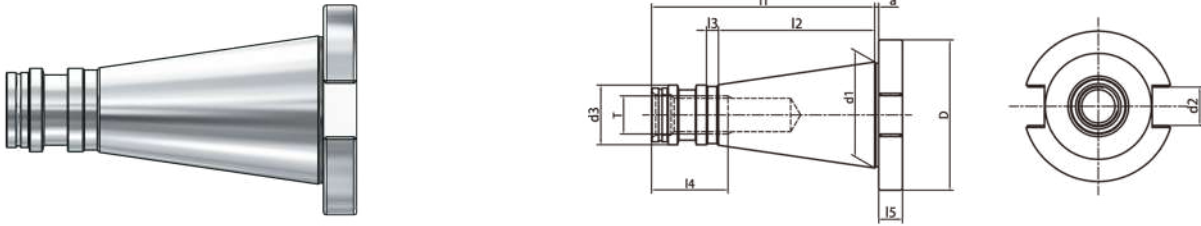
# NT

---

## TOOL HOLDERS

## NT Taper Standard

### NT 锥柄标准



Size	D	d1	d2	d3	a	l1	l2	l3	l4	l5	T
NT30	50	31.75	16.1	17.11	1.6	68.4	48.4	3	24	8	M12
NT40	63	44.45	16.1	25	1.6	93.4	65.4	5	32	10	M16
NT50	97.5	69.85	25.7	39.29	3.2	126.8	101.8	8	47	12	M24

**Taper standard:** DIN 2080

**Material:** Alloyed case hardened steel

**Surface Treatment:** Blackening and Bright

**Taper tolerance:** <AT3

**Hardness:** HRC 58-62

**Carbon depth:** 0.8±0.2mm

**Surface Roughness:** Ra<0.005mm

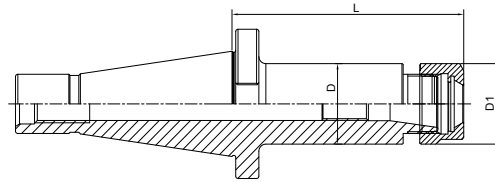
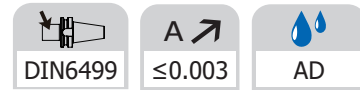
# NT TOOLING SYSTEM

## NT 工具系统

ER Collet Chuck.....	E.04
ER弹簧夹头刀柄 .....	E.04
Power Milling Chuck.....	E.06
强力铣刀柄 .....	E.06
OZ Collet Chuck.....	E.07
OZ夹头刀柄 .....	E.07
Face Mill Holder .....	E.08
面铣刀柄 .....	E.08
Combi Shell Mill Holder.....	E.09
混合插入式铣刀柄 .....	E.09
End Mill Holder.....	E.10
侧固刀柄 .....	E.10
Morse Taper Adapter.....	E.11
带扁尾莫氏刀柄 .....	E.11
Morse Taper Adapter .....	E.12
带螺纹孔莫氏刀柄 .....	E.12
Tool Holder Adatper Sleeve .....	E.13
转换刀柄.....	E.13
Drill Chuck Adapter.....	E.14
钻接杆 .....	E.14
APU Drill Chuck Holder .....	E.15
APU钻夹头刀柄.....	E.15
Quick Change Tapping Chuck .....	E.16
弹性快换攻丝刀柄 .....	E.16



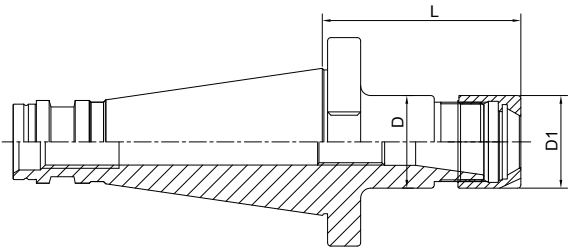
NT

**ER Collet Chuck**  
**ER 弹簧夹头刀柄**


Size	D	D1	L	Capacity
NT30-ER16A-50	28	28	50	1-10
NT30-ER20A-50	34	34	50	1-13
NT30-ER25-50	42	42	50	2-16
NT30-ER32-50	40	50	50	2-20
NT30-ER40-80	50	63	80	4-26
NT40-ER16-50(OTT)	28	28	50	1-10
NT40-ER20-50(OTT)	34	34	50	1-13
NT40-ER25-50(OTT)	42	42	50	1-13
NT40-ER32-50(OTT)	50	50	50	3-20
NT40-ER40-80(OTT)	50	63	80	4-26
NT50-ER25-60(OTT)	42	42	60	1-13
NT50-ER32-70(OTT)	50	50	70	1-20
NT50-ER40-80(OTT)	63	63	70	2-26
NT50-ER50-90(OTT)	70	78	90	6-34

**NT**


**ER Collet Chuck with Mini Nut**  
**ER 弹簧夹头刀柄**

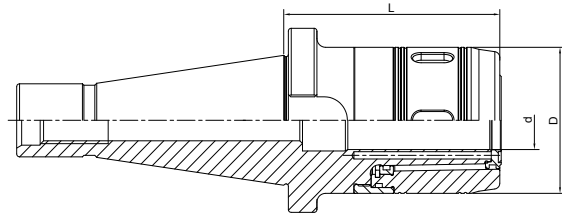


Size	D	D1	L	Capacity
NT30-ER16M-70	22	22	70	1-10
NT30-ER20M-70	28	28	70	1-13
NT30-ER25M-70	35	35	70	2-16
NT40-ER16M-60(OTT)	22	22	60	1-10
NT40-ER20M-60(OTT)	28	28	60	1-13
NT40-ER25M-60(OTT)	35	35	60	2-16

NT



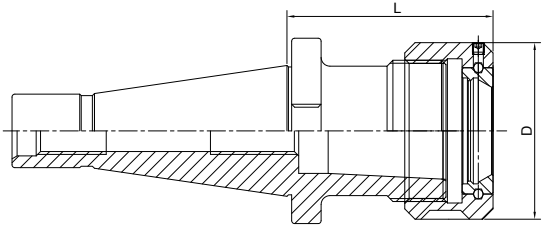
## Power Milling Chuck 强力铣刀柄



Size	d	D	L	Capacity	M
NT40-HC25-105(OTT)	25	59	105	3-20; 25	M16
NT40-HC32-105(OTT)	32	72	105	3-25; 32	M16
NT50-HC32-110(OTT)	32	72	110	3-25; 32	M24
NT50-HC42-120(OTT)	42	99	120	3-32; 42	M24



**OZ Collet Chuck**  
**OZ 夹头刀柄**



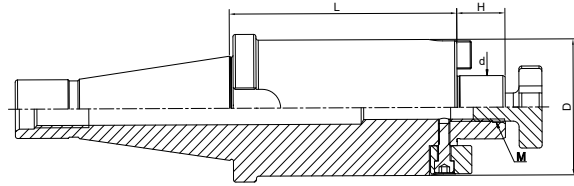

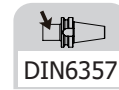
Size	D	L	Capacity
NT30-OZ16-50	43	50	2-16
NT30-OZ25-70	60	70	3-25
NT40-OZ16-70(OTT)	43	70	2-16
NT40-OZ25-70(OTT)	60	70	3-25
NT40-OZ32-80(OTT)	72	80	6-32
NT50-OZ25-70(OTT)	60	70	3-25
NT50-OZ32-80(OTT)	72	80	6-32

NT





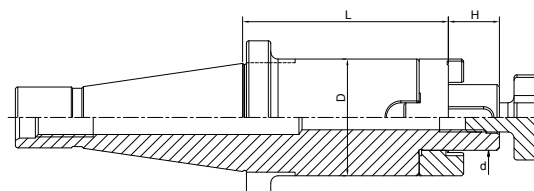
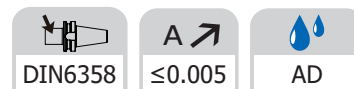
## Face Mill Holder 面铣刀柄



Size	d	D	L	H	M
NT30-FMB16-30	16	38	30	17	M8
NT30-FMB22-30	22	48	30	19	M10
NT30-FMB27-45	27	58	45	21	M12
NT30-FMB32-50	32	78	50	24	M16
NT40-FMB16-30(OTT)	16	38	30	17	M8
NT40-FMB22-30(OTT)	22	48	30	19	M10
NT40-FMB27-30(OTT)	27	58	30	21	M12
NT40-FMB32-30(OTT)	32	78	30	24	M16
NT40-FMB40-30(OTT)	40	88	30	27	M20
NT50-FMB16-30(OTT)	16	38	30	17	M8
NT50-FMB22-35(OTT)	22	48	35	19	M10
NT50-FMB27-35(OTT)	27	58	35	21	M12
NT50-FMB32-40(OTT)	32	78	40	24	M16
NT50-FMB40-40(OTT)	40	88	40	27	M20

**NT**


**Combi Shell Mill Holder**  
混合插入式铣刀柄

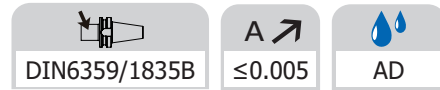


Size	d	D	L	L1
NT30-SEMC16-35	16	32	35	17
NT30-SEMC22-35	22	40	35	19
NT30-SEMC27-35	27	48	35	21
NT30-SEMC32-50	32	58	50	24
NT40-SEMC16-52(OTT)	16	32	52	17
NT40-SEMC22-52(OTT)	22	40	52	19
NT40-SEMC27-52(OTT)	27	48	52	21
NT40-SEMC32-52(OTT)	32	58	52	24
NT40-SEMC40-52(OTT)	40	70	52	27
NT50-SEMC16-55(OTT)	16	32	55	17
NT50-SEMC22-55(OTT)	22	40	55	19
NT50-SEMC27-55(OTT)	27	48	55	21
NT50-SEMC32-55(OTT)	32	58	55	24
NT50-SEMC40-55(OTT)	40	70	55	27

NT



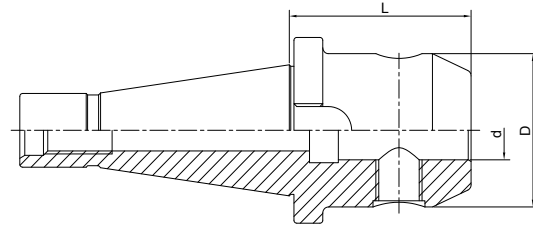
## End Mill Holder Weldon 侧固刀柄



DIN6359/1835B

 $\leq 0.005$ 

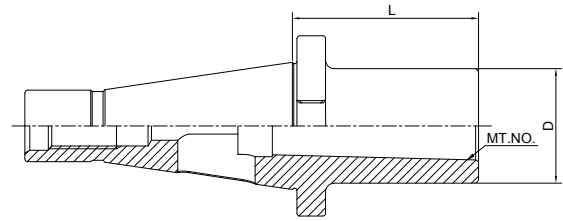
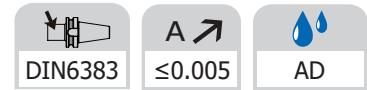
AD



Size	d	D	L
NT30-SLA06-40	6	25	40
NT30-SLA08-40	8	28	40
NT30-SLA10-40	10	35	40
NT30-SLA12-40	12	42	40
NT30-SLA16-50	16	48	50
NT30-SLA18-50	18	50	50
NT30-SLA20-63	20	52	63
NT40-SLA06-50(OTT)	6	25	50
NT40-SLA08-50(OTT)	8	28	50
NT40-SLA10-50(OTT)	10	35	50
NT40-SLA12-50(OTT)	12	42	50
NT40-SLA14-50(OTT)	14	44	50
NT40-SLA16-63(OTT)	16	48	63
NT40-SLA18-63(OTT)	18	50	63
NT40-SLA20-63(OTT)	20	52	63
NT40-SLA25-80(OTT)	25	65	80
NT40-SLA32-80(OTT)	32	72	80
NT40-SLA40-90(OTT)	40	80	90
NT50-SLA06-63(OTT)	6	25	63
NT50-SLA08-63(OTT)	8	28	63
NT50-SLA10-63(OTT)	10	35	63
NT50-SLA12-63(OTT)	12	42	63
NT50-SLA14-63(OTT)	14	44	63
NT50-SLA16-63(OTT)	16	48	63
NT50-SLA18-63(OTT)	18	50	63
NT50-SLA20-63(OTT)	20	52	63
NT50-SLA25-80(OTT)	25	65	80
NT50-SLA32-80(OTT)	32	72	80
NT50-SLA40-90(OTT)	40	80	90



**Morse Taper Adapter with Tang**  
**带扁尾莫氏刀柄**

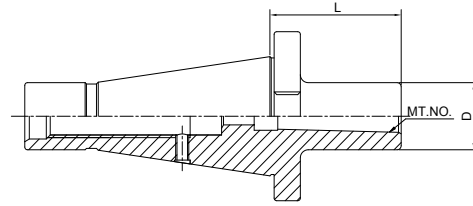
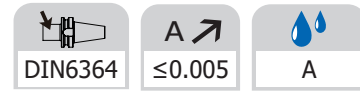


Size	MT.No.	L	D
NT30-MTA1-50	1	50	25
NT30-MTA2-50	2	50	32
NT30-MTA3-75	3	75	40
NT40-MTA1-50(OTT)	1	50	25
NT40-MTA2-50(OTT)	2	50	32
NT40-MTA3-65(OTT)	3	65	40
NT40-MTA4-95(OTT)	4	95	48
NT50-MTA1-45(OTT)	1	45	25
NT50-MTA2-60(OTT)	2	60	32
NT50-MTA3-65(OTT)	3	65	40
NT50-MTA4-70(OTT)	4	70	48
NT50-MTA5-105(OTT)	5	105	63

NT



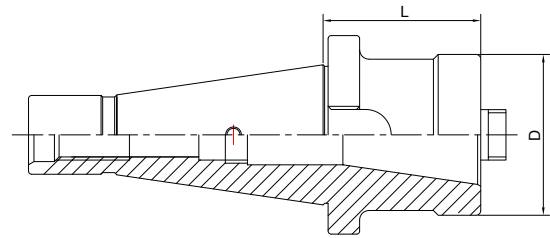
## Morse Taper Adapter with Drawbar 带螺纹孔莫氏刀柄



Size	MT.No.	L	D
NT30-MTB1-45	1	45	25
NT30-MTB2-60	2	60	32
NT30-MTB3-70	3	70	40
NT40-MTB1-50(OTT)	1	50	25
NT40-MTB2-50(OTT)	2	50	32
NT40-MTB3-65(OTT)	3	65	40
NT40-MTB4-95(OTT)	4	95	48
NT50-MTB1-60(OTT)	1	60	25
NT50-MTB2-60(OTT)	2	60	32
NT50-MTB3-65(OTT)	3	65	40
NT50-MTB4-65(OTT)	4	65	48
NT50-MTB5-120(OTT)	5	120	63



**Tool Holder Adatper Sleeve**  
**转换刀柄**

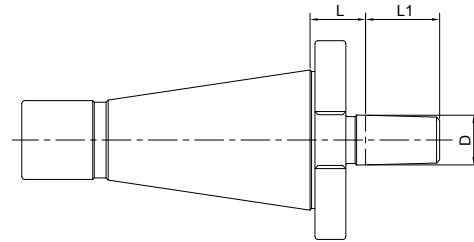
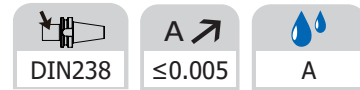


Size	D	L
NT40-NT30-50(OTT)	51	50
NT40-NT40-100(OTT)	63	100
NT50-NT40-50(OTT)	70	50
NT50-NT50-125(OTT)	97	125

NT



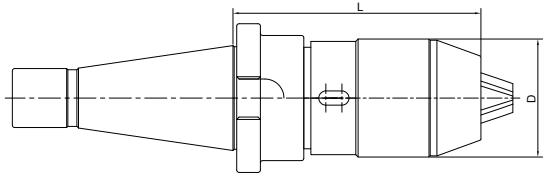
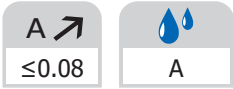
## Drill Chuck Adapter 钻接杆



Size	D	L	L1
NT30-B12	B12	15	18.5
NT30-B16	B16	17	24
NT40-B12	B12	18	18.5
NT40-B16	B16	18	24
NT40-B18	B18	18	32
NT50-B16	B16	20	24
NT50-B18	B18	20	32



**APU Drill Chuck Holder**  
**APU 钻夹头刀柄**



Size	D	L	Capacity
NT30-APU08-80	38	80	1-8
NT30-APU13-100	48	100	1-13
NT40-APU08-85(OTT)	38	85	1-8
NT40-APU13-110(OTT)	48	110	1-13
NT40-APU16-105(OTT)	53	105	3-16
NT50-APU08-95(OTT)	38	90	1-8
NT50-APU13-100(OTT)	48	100	1-13
NT50-APU16-110(OTT)	53	110	3-16

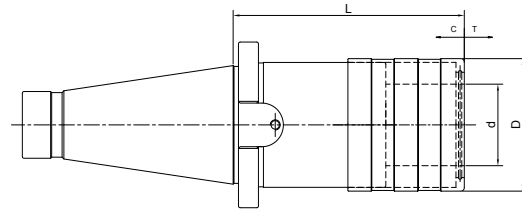
NT





## Quick Change Tapping Chuck with Length Compensation

### 弹性快换攻丝刀柄



Size	d	D	L	T	C
NT30-TC312-55	19	36	55	7.5	7.5
NT30-TC820-86	31	53	86	12.5	12.5
NT40-TC312-55(OTT)	19	36	55	7.5	7.5
NT40-TC820-86(OTT)	31	53	86	12.5	12.5
NT40-TC1433-132(OTT)	48	78	132	22	22
NT50-TC312-62(OTT)	19	36	62	7.5	7.5
NT50-TC820-90(OTT)	31	53	90	12.5	12.5
NT50-TC1433-117(OTT)	48	78	117	22	22

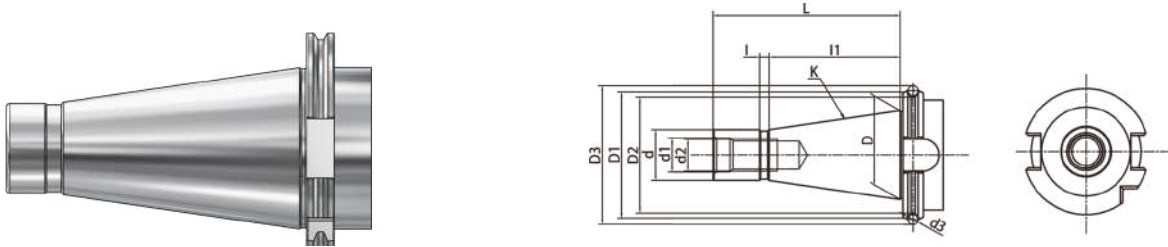


# **GOST**

## **TOOL HOLDERS**

---

## GOST Taper Standard GOST 锥柄标准



Size	D	D1	D2	D3	D4	d	d1	d2	d3	L	I	I1
SK30	31.75	50	46	55.070	44	17.4	13	M12	4	68.4	3	48.4
SK40	44.45	63	58	69.340	55	25.3	17	M16	5	93.4	5	65.4
SK50	69.85	100	94	107.610	85	39.6	25	M24	6	126.8	8	101.8

**Taper standard:** GOST 25827-93

**Material:** Alloyed case hardened steel

**Surface Treatment:** Blackening

**Taper tolerance:** <AT3

**Hardness:** HRC 58-62

**Carbon depth:** 0.8±0.2mm

**Surface Roughness:** Ra<0.005mm

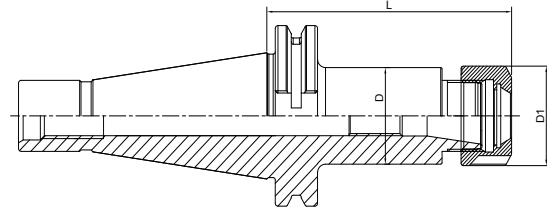
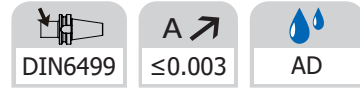
## GOST TOOLING SYSTEM GOST 工具系统

ER Collet Chuck .....	F.04
ER弹簧夹头刀柄 .....	F.04
Power Milling Chuck.....	F.05
强力铣刀柄.....	F.05
Face Mill Holder .....	F.06
面铣刀柄 .....	F.06
Combi Shell Mill Holder .....	F.07
混合插入式铣刀柄.....	F.07
End Mill Holder.....	F.08
侧固刀柄.....	F.08
Morse Taper Adapter.....	F.09
带扁尾莫氏刀柄.....	F.09
Morse Taper Adapter.....	F.10
带螺纹孔莫氏刀柄.....	F.10
APU Drill Chuck Holder .....	F.11
APU钻夹头刀柄.....	F.11
Quick Change Tapping Chuck.....	F.12
弹性快换攻丝刀柄.....	F.12



**GOST**

## ER Collet Chuck ER 弹簧夹头刀柄

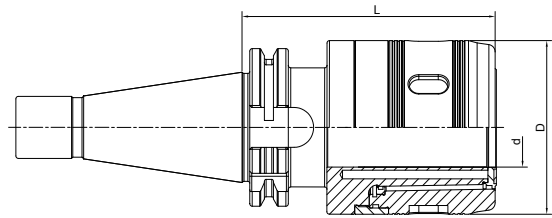


Size	D	D1	L	Capacity
SK40-ER16-70 GOST	28	32	70	1-10
SK40-ER25-70 GOST	42	42	70	2-16
SK40-ER32-70 GOST	40	50	70	2-20
SK40-ER40-80 GOST	50	63	80	3-26
SK40-ER16-100 GOST	28	32	100	1-10
SK40-ER25-100 GOST	42	42	100	2-16
SK40-ER32-100 GOST	40	50	100	2-20
SK40-ER40-100 GOST	50	63	100	3-26
SK40-ER16-160T GOST	28	32	160	1-10
SK40-ER25-160 GOST	42	42	160	2-16
SK40-ER32-160 GOST	40	50	160	2-20
SK40-ER40-160 GOST	50	63	160	3-26
SK50-ER16-80 GOST	28	32	80	1-10
SK50-ER25-80 GOST	42	42	80	2-16
SK50-ER32-70 GOST	50	50	70	2-20
SK50-ER40-80 GOST	63	63	80	3-26
SK50-ER16-100 GOST	28	32	100	1-10
SK50-ER25-100 GOST	42	42	100	2-16
SK50-ER32-100 GOST	50	50	100	2-20
SK50-ER40-100 GOST	63	63	100	3-26
SK50-ER16-160 GOST	28	32	160	1-10
SK50-ER25-160 GOST	42	42	160	2-16
SK50-ER32-160 GOST	50	50	160	2-20
SK50-ER40-160 GOST	63	63	160	3-26

T refers to cutter side with taper design  
T 代表刀具端锥柄设计



**Power Milling Chuck**  
**强力铣刀柄**

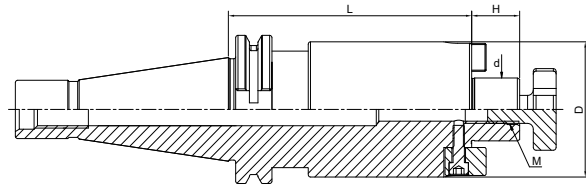
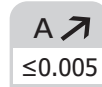
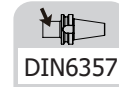


Size	d	D	L	Capacity
SK40-HC20-85 GOST	20	50	85	3-16; 20
SK40-HC25-100 GOST	25	59	100	3-20; 25
SK40-HC32-105 GOST	32	72	105	3-25; 32
SK50-HC20-105 GOST	20	50	105	3-16; 20
SK50-HC25-105 GOST	25	59	105	3-20; 25
SK50-HC32-110 GOST	32	72	110	3-25; 32
SK50-HC42-110 GOST	42	99	110	3-32; 42

**GOST**



## Face Mill Holder 面铣刀柄



Size	d	D	L	H	M
SK40-FMB16-45 GOST	16	38	45	17	M8
SK40-FMB22-45 GOST	22	48	45	19	M10
SK40-FMB27-40 GOST	27	58	40	21	M12
SK40-FMB32-55 GOST	32	78	55	24	M16
SK40-FMB40-55 GOST	40	88	55	27	M20
SK50-FMB16-40 GOST	16	38	40	17	M8
SK50-FMB22-45 GOST	22	48	45	19	M10
SK50-FMB27-45 GOST	27	58	45	21	M12
SK50-FMB32-50 GOST	32	78	50	24	M16
SK50-FMB40-55 GOST	40	88	55	27	M20

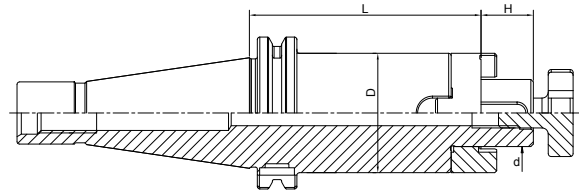
**GOST**


**Combi Shell Mill Holder**  
混合插入式铣刀柄

DIN6358

A
≤0.005

AD



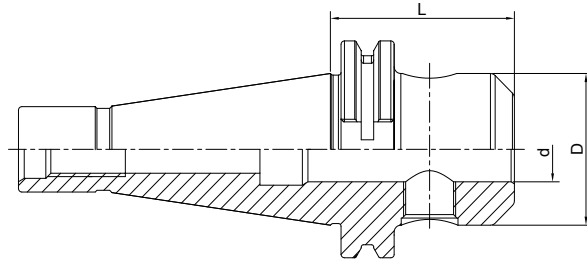
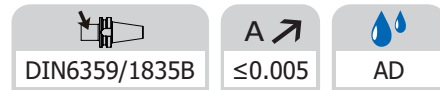
Size	d	D	H	L
SK40-SEMC16-55 GOST	16	32	17	55
SK40-SEMC22-55 GOST	22	40	19	55
SK40-SEMC27-55 GOST	27	48	21	55
SK40-SEMC32-60 GOST	32	58	24	60
SK40-SEMC40-60 GOST	40	70	27	60
SK50-SEMC16-55 GOST	16	32	17	55
SK50-SEMC22-55 GOST	22	40	19	55
SK50-SEMC27-55 GOST	27	48	21	55
SK50-SEMC32-55 GOST	32	58	24	55
SK50-SEMC40-55 GOST	40	70	27	55

**GOST**





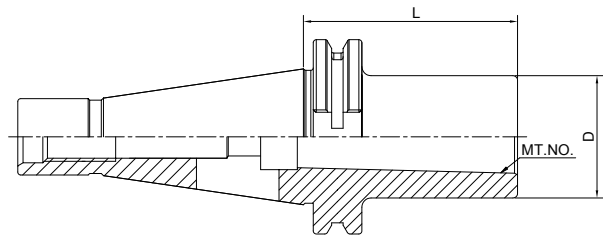
## End Mill Holder Weldon 侧固刀柄



Size	d	D	L
SK40-SLA6-50 GOST	6	25	50
SK40-SLA8-50 GOST	8	28	50
SK40-SLA10-50 GOST	10	35	50
SK40-SLA12-50 GOST	12	42	50
SK40-SLA14-50 GOST	14	44	50
SK40-SLA16-63 GOST	16	48	63
SK40-SLA18-63 GOST	18	50	63
SK40-SLA20-63 GOST	20	52	63
SK40-SLA25-100 GOST	25	65	100
SK40-SLA32-100 GOST	32	72	100
SK40-SLA40-120 GOST	40	80	120
SK50-SLA6-63 GOST	6	25	63
SK50-SLA8-63 GOST	8	28	63
SK50-SLA10-63 GOST	10	35	63
SK50-SLA12-63 GOST	12	42	63
SK50-SLA14-63 GOST	14	44	63
SK50-SLA16-63 GOST	16	48	63
SK50-SLA18-63 GOST	18	50	63
SK50-SLA20-63 GOST	20	52	63
SK50-SLA25-80 GOST	25	65	80
SK50-SLA32-100 GOST	32	72	100
SK50-SLA40-100 GOST	40	80	100

**GOST**


**Morse Taper Adapter with Tang**  
**带扁尾莫氏刀柄**

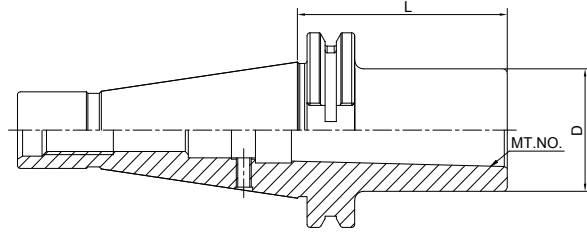
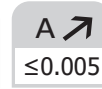
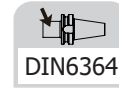


Size	MT. NO.	D	L
SK40-MTA1-50 GOST	1	25	50
SK40-MTA2-50 GOST	2	32	50
SK40-MTA3-70 GOST	3	40	70
SK40-MTA4-95 GOST	4	48	95
SK50-MTA1-45 GOST	1	25	45
SK50-MTA2-60 GOST	2	32	60
SK50-MTA3-65 GOST	3	40	65
SK50-MTA4-95 GOST	4	48	95
SK50-MTA5-105 GOST	5	63	105

**GOST**



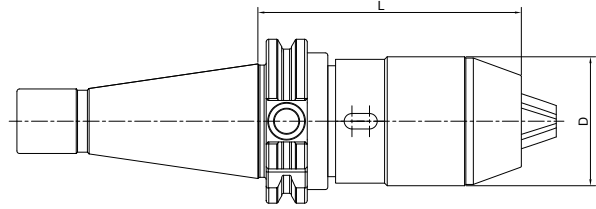
## Morse Taper Adapter with Drawbar 带螺纹孔莫氏刀柄



Size	MT. NO.	D	L
SK40-MTB1-50 GOST	1	25	50
SK40-MTB2-50 GOST	2	32	50
SK40-MTB3-70 GOST	3	40	70
SK40-MTB4-95 GOST	4	48	95
SK50-MTB1-45 GOST	1	25	45
SK50-MTB2-60 GOST	2	32	60
SK50-MTB3-65 GOST	3	40	65
SK50-MTB4-95 GOST	4	48	95
SK50-MTB5-105 GOST	5	63	105



**APU Drill Chuck Holder**  
**APU 钻夹头刀柄**

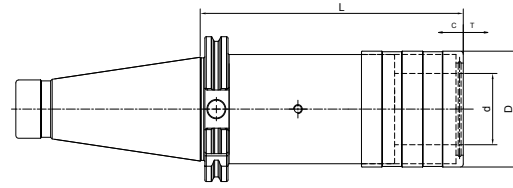


Size	D	L	Capacity
SK40-APU13-100 GOST	48	100	1-13
SK40-APU16-110 GOST	53	110	3-16
SK50-APU13-100 GOST	48	100	1-13
SK50-APU16-100 GOST	53	100	3-16



## Quick Change Tapping Chuck with Length Compensation

### 弹性快换攻丝刀柄



Size	D	d	L	T	C
SK40-TC312-59 GOST	36	19	59	7.5	7.5
SK40-TC820-97 GOST	54	31	97	12.5	12.5
SK40-TC1433-156 GOST	78	48	156	22	22
SK50-TC312-63 GOST	38	19	63	7.5	7.5
SK50-TC820-97 GOST	54	31	97	12.5	12.5
SK50-TC1433-140 GOST	78	48	140	22	22



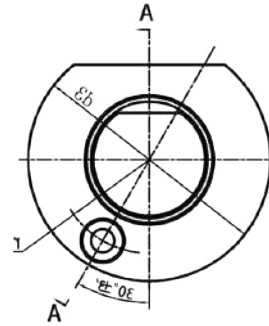
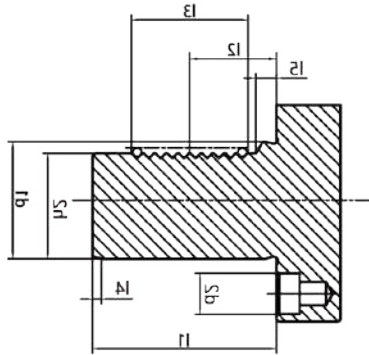
# **VDI**

## **TOOL HOLDERS**

---

**VDI Taper Standard**  
**VDI 锥柄标准**

DIN 69880



d1 H6	h1 max	d2	d3	h2 ±0.1	r ±0.02	l1 max	l2 ±0.05	l3 min	l4 max	l5
16	12	8	40	15.0	14.5	32	12.7	16	2	3.5
20	16	10	50	18.0	18.0	40	21.7	24	2	7.0
25	16	10	58	23.5	21.0	48	21.7	24	2	7.0
30	20	14	68	27.0	25.0	55	29.7	40	2	7.0
40	25	14	83	36.0	32.0	63	29.7	40	3	7.0
50	32	16	98	45.0	37.0	78	35.7	48	3	8.0
60	32	16	123	55	48	94	43.7	56	4	10
80	40	20	158	72	65	124	49.7	80	4	10

# VDI TOOLING SYSTEM

## VDI 工具系统

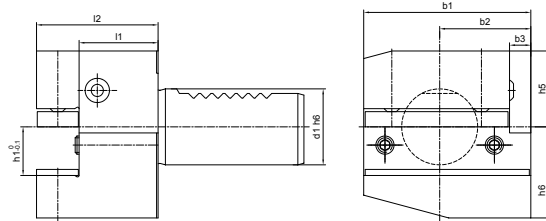
Radial Holder Form B1 .....	004
短型横向右刀夹.....	004
Radial Holder Form B2 .....	005
短型横向左刀夹.....	005
Radial Holder Form B3.....	006
短型横向反切右刀夹.....	006
Radial Holder Form B4.....	007
短型横向反切左刀夹 .....	007
Radial Holder Form B5.....	008
长型横向右刀夹.....	008
Radial Holder Form B6.....	009
长型横向左刀夹.....	009
Radial Holder Form B7.....	010
长型横向反切右刀夹 .....	010
Radial Holder Form B8.....	011
长型横向反切左刀夹.....	011
Axial Holder Form C1.....	012
纵向右刀夹 .....	012
Axial Holder Form C2 .....	013
纵向左刀夹 .....	013
Axial Holder Form C3 .....	014
纵向反切右刀夹.....	014
Axial Holder Form C4.....	015
纵向反切左刀夹.....	015
Rectangular Holder Form D1 .....	016
多座刀夹.....	016
Rectangular Holder Form D2 .....	017
多座反切刀夹 .....	017
Boring Holder Form E1.....	018
可转位浅孔钻刀夹 .....	018
Boring Holder Form E2 .....	021
镗孔刀夹 .....	021
Boring Bar Holder Form E2S .....	026
镗孔刀夹, 开槽型 .....	026
OZ Collet Chuck Form E3 .....	027
OZ 刀柄 .....	027
ER Collet Chuck Form E4 .....	028
ER 刀柄 .....	028
Morse Taper Adapter Form F .....	029
带扁尾莫氏刀柄 .....	029
Rectangular Blank Form A1 .....	030
方形基础柄 .....	030
Round Blank Form .....	031
圆形基础柄 .....	031
Cuting Off Tool Holder Right Height Adjustable .....	032
短型横向切刀右刀夹 .....	032
Cuting Off Tool Holder Left Height Adjustable .....	033
短型横向切刀左刀夹 .....	033
Cuting Off Tool Holder Inverted Right Height Adjustable .....	034
短型横向切刀反切右刀夹 .....	034
Cuting Off Tool Holder Inverted Left Height Adjustable .....	035
短型横向切刀反切左刀夹 .....	035
Quick Change Tapping Chuck with Length Compensation .....	036
弹性快换攻丝刀柄 .....	036
Protection Plug Form Z2.....	037
保护塞 .....	037



VDI



## Radial Holder Form B1 Right, Short 短型横向右刀夹



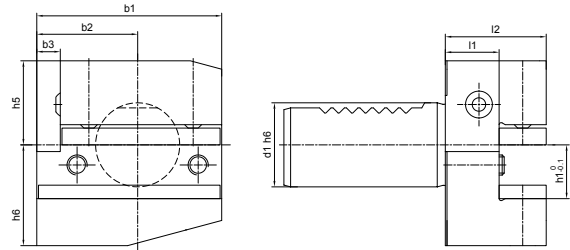
### Metric

Size	d1	b1	b2	b3	h1	h5	h6	l1	l2
B1-16x12x24	16	42	23	5	12	20	22	13	24
B1-16x12x34	16	42	23	5	12	20	22	23	34
B1-20x16x30	20	55	30	7	16/12	25	30	16	30
B1-20x16x40	20	55	30	7	16/12	25	30	26	40
B1-25x16x30	25	55	30	7	16/12	25	30	16	30
B1-25x16x40	25	55	30	7	16/12	25	30	26	40
B1-30x20x40	30	70	35	10	20/16	28	38	22	40
B1-30x20x60	30	70	35	10	20/16	28	38	42	60
B1-40x25x44	40	85	42.5	12.5	25/20	32.5	48	22	44
B1-50x32x55	50	100	50	16	32/25	35	60	30	55
B1-60x32x60	60	125	62.5	16	32/25	42.5	62.5	30	60
B1-80x40x75	80	160	80	20	40/32	55	80	40	75

### Inch

Size	d1	b1	b2	b3	h1	h5	h6	l1	l2
B1-20x5/8"x30	20	55	30	7	5/8"	25	30	16	30
B1-30x3/4"x40	30	70	35	10	3/4"	28	38	22	40
B1-40x1"x44	40	85	42.5	12.5	1"	32.5	48	22	44
B1-50x1-1/4"x55	50	100	50	16	1-1/4"	35	60	30	55
B1-60x1-1/4"x60	60	125	62.5	16	1-1/4"	42.5	62.5	30	60

## Radial Holder Form B2 Left, Short 短型横向左刀夹



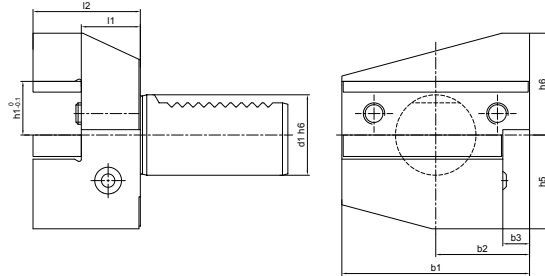
### Metric

Size	d1	b1	b2	b3	h1	h5	h6	l1	l2
B2-16x12x24	16	42	23	5	12	20	22	13	24
B2-16x12x34	16	42	23	5	12	20	22	23	34
B2-20x16x30	20	55	30	7	16/12	25	30	16	30
B2-20x16x40	20	55	30	7	16/12	25	30	26	40
B2-25x16x30	25	55	30	7	16/12	25	30	16	30
B2-25x16x40	25	55	30	7	16/12	25	30	26	40
B2-30x20x40	30	70	35	10	20/16	28	38	22	40
B2-30x20x60	30	70	35	10	20/16	28	38	42	60
B2-40x25x44	40	85	42.5	12.5	25/20	32.5	48	22	44
B2-50x32x55	50	100	50	16	32/25	35	60	30	55
B2-60x32x60	60	125	62.5	16	32/25	42.5	62.5	30	60
B2-80x40x75	80	160	80	20	40/32	55	80	40	75

### Inch

Size	d1	b1	b2	b3	h1	h5	h6	l1	l2
B2-20x5/8"x30	20	55	30	7	5/8"	25	30	16	30
B2-30x3/4"x40	30	70	35	10	3/4"	28	38	22	40
B2-40x1"x44	40	85	42.5	12.5	1"	32.5	48	22	44
B2-50x1-1/4"x55	50	100	50	16	1-1/4"	35	60	30	55
B2-60x1-1/4"x60	60	125	62.5	16	1-1/4"	42.5	62.5	30	60

## Radial Holder Form B3 Inverted Right, Short 短型横向反切右刀夹



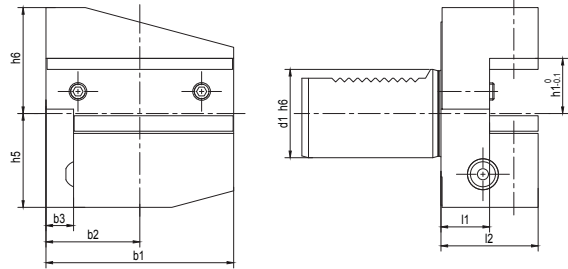
### Metric

Size	d1	b1	b2	b3	h1	h5	h6	l1	l2
B3-16x12x24	16	42	23	5	12	20	22	13	24
B3-16x12x34	16	42	23	5	12	20	22	23	34
B3-20x16x30	20	55	30	7	16/12	25	30	16	30
B3-20x16x40	20	55	30	7	16/12	25	30	26	40
B3-25x16x30	25	55	30	7	16/12	25	30	16	30
B3-25x16x40	25	55	30	7	16/12	25	30	26	40
B3-30x20x40	30	70	35	10	20/16	35	38	22	40
B3-30x20x60	30	70	35	10	20/16	35	38	42	60
B3-40x25x44	40	85	42.5	12.5	25/20	42.5	48	22	44
B3-50x32x55	50	100	50	16	32/25	50	60	30	55
B3-60x32x60	60	125	62.5	16	32/25	62.5	62.5	30	60
B3-80x40x75	80	160	80	20	40/32	80	80	40	75

### Inch

Size	d1	b1	b2	b3	h1	h5	h6	l1	l2
B3-20x5/8"x30	20	55	30	7	5/8"	25	30	16	30
B3-30x3/4"x40	30	70	35	10	3/4"	35	38	22	40
B3-40x1"x44	40	85	42.5	12.5	1"	42.5	48	22	44
B3-50x1-1/4"x55	50	100	50	16	1-1/4"	50	60	30	55
B3-60x1-1/4"x60	60	125	62.5	16	1-1/4"	62.5	62.5	30	60

## Radial Holder Form B4 Inverted Left, Short 短型横向反切左刀夹



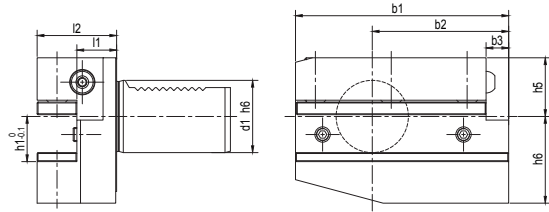
### Metric

Size	d1	b1	b2	b3	h1	h5	h6	l1	l2
B4-16x12x24	16	42	23	5	12	20	22	13	24
B4-16x12x34	16	42	23	5	12	20	22	23	34
B4-20x16x30	20	55	30	7	16/12	25	30	16	30
B4-20x16x40	20	55	30	7	16/12	25	30	26	40
B4-25x16x30	25	55	30	7	16/12	25	30	16	30
B4-25x16x40	25	55	30	7	16/12	25	30	26	40
B4-30x20x40	30	70	35	10	20/16	35	38	22	40
B4-30x20x60	30	70	35	10	20/16	35	38	42	60
B4-40x25x44	40	85	42.5	12.5	25/20	42.5	48	22	44
B4-50x32x55	50	100	50	16	32/25	50	60	30	55
B4-60x32x60	60	125	62.5	16	32/25	62.5	62.5	30	60
B4-80x40x75	80	160	80	20	40/32	80	80	40	75

### Inch

Size	d1	b1	b2	b3	h1	h5	h6	l1	l2
B4-20x5/8"x30	20	55	30	7	5/8"	25	30	16	30
B4-30x3/4"x40	30	70	35	10	3/4"	35	38	22	40
B4-40x1"x44	40	85	42.5	12.5	1"	42.5	48	22	44
B4-50x1-1/4"x55	50	100	50	16	1-1/4"	50	60	30	55
B4-60x1-1/4"x60	60	125	62.5	16	1-1/4"	62.5	62.5	30	60

## Radial Holder Form B5 Right, Long 长型横向右刀夹



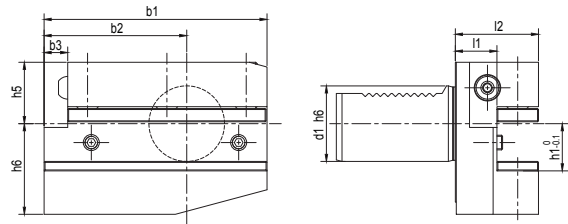
### Metric

Size	d1	b1	b2	b3	h1	h5	h6	l1	l2
B5-16x12x24	16	58	39	5	12	20	22	13	24
B5-16x12x34	16	58	39	5	12	20	22	23	34
B5-20x16x30	20	75	50	7	16/12	25	30	16	30
B5-20x16x40	20	75	50	7	16/12	25	30	26	40
B5-25x16x30	25	75	50	7	16/12	25	30	16	30
B5-25x16x40	25	75	50	7	16/12	25	30	26	40
B5-30x20x40	30	100	65	10	20/16	28	38	22	40
B5-30x20x60	30	100	65	10	20/16	28	38	42	60
B5-40x25x44	40	118	75.5	12.5	25/20	32.5	48	22	44
B5-50x32x55	50	130	80	16	32/25	35	60	30	55
B5-60x32x60	60	145	82.5	16	32/25	42.5	62.5	30	60
B5-80x40x75	80	190	110	20	40/32	55	80	40	75

### Inch

Size	d1	b1	b2	b3	h1	h5	h6	l1	l2
B5-20x5/8"x30	20	75	50	7	5/8"	25	30	16	30
B5-30x3/4"x40	30	100	65	10	3/4"	28	38	22	40
B5-40x1"x44	40	118	75.5	12.5	1"	32.5	48	22	44
B5-50x1-1/4"x55	50	130	80	16	1-1/4"	35	60	30	55
B5-60x1-1/4"x60	60	145	82.5	16	1-1/4"	42.5	62.5	30	60

## Radial Holder Form B6 Left, Long 长型横向左刀夹



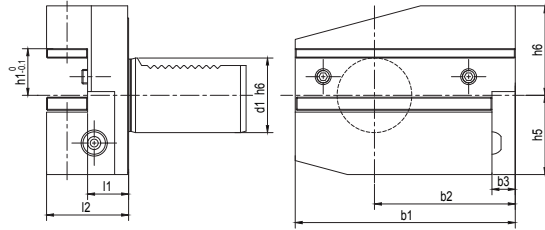
### Metric

Size	d1	b1	b2	b3	h1	h5	h6	l1	l2
B6-16x12x24	16	58	39	5	12	20	22	13	24
B6-16x12x34	16	58	39	5	12	20	22	23	34
B6-20x16x30	20	75	50	7	16/12	25	30	16	30
B6-20x16x40	20	75	50	7	16/12	25	30	26	40
B6-25x16x30	25	75	50	7	16/12	25	30	16	30
B6-25x16x40	25	75	50	7	16/12	25	30	26	40
B6-30x20x40	30	100	65	10	20/16	28	38	22	40
B6-30x20x60	30	100	65	10	20/16	28	38	42	60
B6-40x25x44	40	118	75.5	12.5	25/20	32.5	48	22	44
B6-50x32x55	50	130	80	16	32/25	35	60	30	55
B6-60x32x60	60	145	82.5	16	32/25	42.5	62.5	30	60
B6-80x40x75	80	190	110	20	40/32	55	80	40	75

### Inch

Size	d1	b1	b2	b3	h1	h5	h6	l1	l2
B6-20x5/8"x30	20	75	50	7	5/8"	25	30	16	30
B6-30x3/4"x40	30	100	65	10	3/4"	28	38	22	40
B6-40x1"x44	40	118	75.5	12.5	1"	32.5	48	22	44
B6-50x1-1/4"x55	50	130	80	16	1-1/4"	35	60	30	55
B6-60x1-1/4"x60	60	145	82.5	16	1-1/4"	42.5	62.5	30	60

## Radial Holder Form B7 Inverted Right, Long 长型横向反切右刀夹



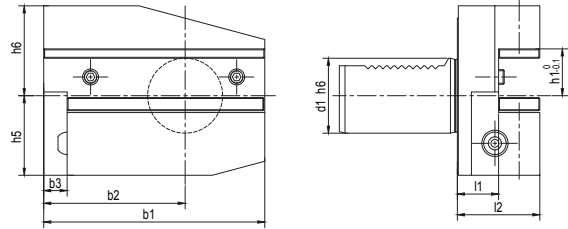
### Metric

Size	d1	b1	b2	b3	h1	h5	h6	l1	l2
B7-16x12x24	16	58	39	5	12	20	22	13	24
B7-16x12x34	16	58	39	5	12	20	22	23	34
B7-20x16x30	20	75	50	7	16/12	25	30	16	30
B7-20x16x40	20	75	50	7	16/12	25	30	26	40
B7-25x16x30	25	75	50	7	16/12	25	30	16	30
B7-25x16x40	25	75	50	7	16/12	25	30	26	40
B7-30x20x40	30	100	65	10	20/16	35	38	22	40
B7-30x20x60	30	100	65	10	20/16	35	38	42	60
B7-40x25x44	40	118	75.5	12.5	25/20	42.5	48	22	44
B7-50x32x55	50	130	80	16	32/25	50	60	30	55
B7-60x32x60	60	145	82.5	16	32/25	62.5	62.5	30	60
B7-80x40x75	80	190	110	20	40/32	80	80	40	75

### Inch

Size	d1	b1	b2	b3	h1	h5	h6	l1	l2
B7-20x5/8"x30	20	75	50	7	5/8"	25	30	16	30
B7-30x3/4"x40	30	100	65	10	3/4"	35	38	22	40
B7-40x1"x44	40	118	75.5	12.5	1"	42.5	48	22	44
B7-50x1-1/4" x55	50	130	80	16	1-1/4"	50	60	30	55
B7-60x1-1/4" x60	60	145	82.5	16	1-1/4"	62.5	62.5	30	60

## Radial Holder Form B8 Inverted Left, Long 长型横向反切左刀夹



### Metric

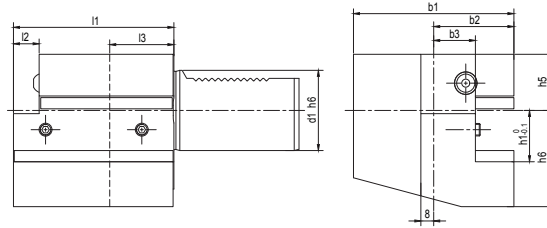
Size	d1	b1	b2	b3	h1	h5	h6	l1	l2
B8-16x12x24	16	58	39	5	12	20	22	13	24
B8-16x12x34	16	58	39	5	12	20	22	23	34
B8-20x16x30	20	75	50	7	16/12	25	30	16	30
B8-20x16x40	20	75	50	7	16/12	25	30	26	40
B8-25x16x30	25	75	50	7	16/12	25	30	16	30
B8-25x16x40	25	75	50	7	16/12	25	30	26	40
B8-30x20x40	30	100	65	10	20/16	35	38	22	40
B8-30x20x60	30	100	65	10	20/16	35	38	42	60
B8-40x25x44	40	118	75.5	12.5	25/20	42.5	48	22	44
B8-50x32x55	50	130	80	16	32/25	50	60	30	55
B8-60x32x60	60	145	82.5	16	32/25	62.5	62.5	30	60
B8-80x40x75	80	190	110	20	40/32	80	80	40	75

### Inch

Size	d1	b1	b2	b3	h1	h5	h6	l1	l2
B8-20x5/8"x30	20	75	50	7	5/8"	25	30	16	30
B8-30x3/4"x40	30	100	65	10	3/4"	35	38	22	40
B8-40x1"x44	40	118	75.5	12.5	1"	42.5	48	22	44
B8-50x1-1/4" x55	50	130	80	16	1-1/4"	50	60	30	55
B8-60x1-1/4" x60	60	145	82.5	16	1-1/4"	62.5	62.5	30	60



## Axial Holder Form C1 Right 纵向右刀夹



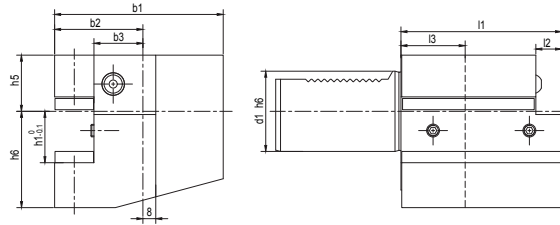
### Metric

Size	d1	b1	b2	b3	h1	h5	h6	l1	l2	l3
C1-16x12x44	16	43	24	13	12	20	22	44	5	20
C1-20x16x50	20	65	40	26	16/12	25	30	50	-	30
C1-20x16x55	20	52	27	13	16/12	25	30	55	7	30
C1-25x16x55	25	58	33	19	16/12	25	30	55	7	20
C1-30x20x70	30	70	35	17	20/16	28	38	70	10	30
C1-40x25x85	40	85	42.5	21	25/20	32.5	48	85	12.5	30
C1-50x32x100	50	100	50	26	32/25	35	60	100	16	40
C1-60x32x125	60	125	62.5	33	32/25	42.5	62.5	125	16	40
C1-80x40x160	80	160	80	42	40/32	55	80	160	20	40

### Inch

Size	d1	b1	b2	b3	h1	h5	h6	l1	l2	l3
C1-20x5/8"x50	20	65	40	26	5/8"	25	30	50	-	30
C1-30x3/4"x70	30	70	35	17	3/4"	28	38	70	10	30
C1-40x1"x85	40	85	42.5	21	1"	32.5	48	85	12.5	30
C1-50x1-1/4" x100	50	100	50	26	1-1/4"	35	60	100	16	40
C1-60x1-1/4" x125	60	125	62.5	33	1-1/4"	42.5	62.5	125	16	40

## Axial Holder Form C2 Left 纵向左刀夹



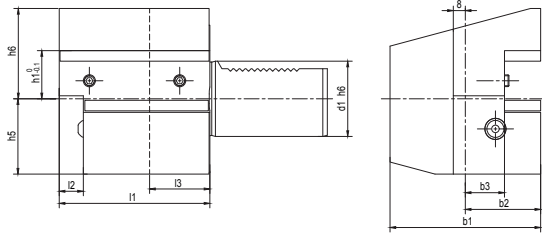
### Metric

Size	d1	b1	b2	b3	h1	h5	h6	l1	l2	l3
C2-16x12x44	16	43	24	13	12	20	22	44	5	20
C2-20x16x50	20	65	40	26	16/12	25	30	50	-	30
C2-25x16x55	25	58	33	19	16/12	25	30	55	7	20
C2-30x20x70	30	76	41	23	20/16	28	38	70	10	30
C2-40x25x85	40	90	47.5	25.5	25/20	32.5	48	85	12.5	30
C2-50x32x100	50	105	55	30.5	32/25	35	60	100	16	40
C2-60x32x125	60	125	62.5	33	32/25	42.5	62.5	125	16	40
C2-80x40x160	80	160	78	42	40/32	55	80	160	20	40

### Inch

Size	d1	b1	b2	b3	h1	h5	h6	l1	l2	l3
C2-20x5/8"x50	20	65	40	26	5/8"	25	30	50	-	30
C2-30x3/4"x70	30	76	41	23	3/4"	28	38	70	10	30
C2-40x1"x85	40	90	47.5	25.5	1"	32.5	48	85	12.5	30
C2-50x1-1/4" x100	50	105	55	30.5	1-1/4"	35	60	100	16	40
C2-60x1-1/4" x125	60	125	62.5	33	1-1/4"	42.5	62.5	125	16	40

## Axial Holder Form C3 Inverted Right 纵向反切右刀夹



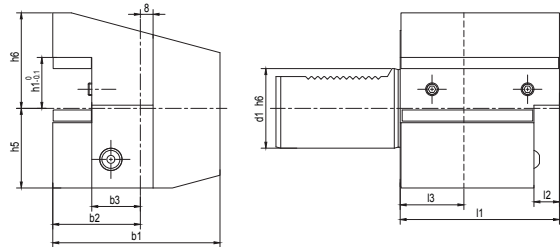
### Metric

Size	d1	b1	b2	b3	h1	h5	h6	l1	l2	l3
C3-16x12x44	16	43	24	13	12	20	22	44	5	20
C3-20x16x50	20	65	40	26	16/12	25	30	50	-	30
C3-20x16x55	20	52	27	13	16/12	25	30	55	7	30
C3-25x16x55	25	58	33	19	16/12	25	30	55	7	20
C3-30x20x70	30	70	35	17	20/16	35	38	70	10	30
C3-40x25x85	40	85	42.5	21	25/20	42.5	48	85	12.5	30
C3-50x32x100	50	100	50	26	32/25	50	60	100	16	40
C3-60x32x125	60	125	62.5	33	32/25	62.5	62.5	125	16	40
C3-80x40x160	80	160	80	42	40/32	80	80	160	20	40

### Inch

Size	d1	b1	b2	b3	h1	h5	h6	l1	l2	l3
C3-20x5/8"x50	20	65	40	26	5/8"	25	30	50	-	30
C3-30x3/4"x70	30	70	35	17	3/4"	35	38	70	10	30
C3-40x1"x85	40	85	42.5	21	1"	42.5	48	85	12.5	30
C3-50x1-1/4"x100	50	100	50	26	1-1/4"	50	60	100	16	40
C3-60x1-1/4"x125	60	125	62.5	33	1-1/4"	62.5	62.5	125	16	40

## Axial Holder Form C4 Inverted Left 纵向反切左刀夹



### Metric

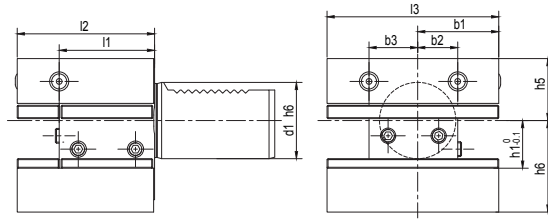
Size	d1	b1	b2	b3	h1	h5	h6	l1	l2	l3
C4-16x12x44	16	43	24	13	12	20	22	44	5	20
C4-20x16x50	20	65	40	26	16/12	25	30	50	-	30
C4-25x16x55	25	58	33	19	16/12	25	30	55	7	20
C4-30x20x70	30	76	41	23	20/16	35	38	70	10	30
C4-40x25x85	40	90	47.5	25.5	25/20	42.5	48	85	12.5	30
C4-50x32x100	50	105	55	30.5	32/25	50	60	100	16	40
C4-60x32x125	60	125	62.5	33	32/25	62.5	62.5	125	16	40
C4-80x40x160	80	160	78	42	40/32	80	80	160	20	40

### Inch

Size	d1	b1	b2	b3	h1	h5	h6	l1	l2	l3
C4-20x5/8"x50	20	65	40	26	5/8"	25	30	50	-	30
C4-30x3/4"x70	30	76	41	23	3/4"	35	38	70	10	30
C4-40x1"x85	40	90	47.5	25.5	1"	42.5	48	85	12.5	30
C4-50x1-1/4"x100	50	105	55	30.5	1-1/4"	50	60	100	16	40
C4-60x1-1/4"x125	60	125	62.5	33	1-1/4"	62.5	62.5	125	16	40

## Rectangular Holder with Multiple Seats Form D1

### 多座刀夹



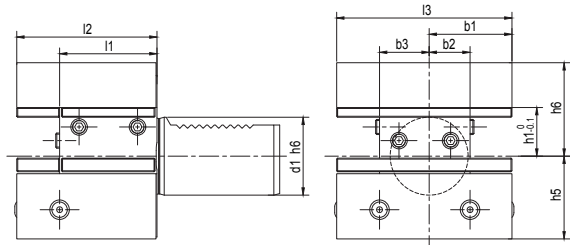
#### Metric

Size	d1	b1	b2	b3	h1	h5	h6	l1	l2	l3
D1-25x16x48	25	33	19	19	16/12	25	30	34	48	66
D1-30x20x60	30	35	17	23	20/16	28	38	42	60	76
D1-40x25x72	40	42.5	21	25.5	25/20	32.5	48	50	72	90
D1-50x32x85	50	50	26	30.5	32/25	35	60	60	85	105
D1-60x32x110	60	57.5	33	33	32/25	42.5	62.5	85	110	115
D1-80x40x140	80	76	42	42	40/32	55	80	105	140	152

#### Inch

Size	d1	b1	b2	b3	h1	h5	h6	l1	l2	l3
D1-30x3/4"x60	30	35	17	23	3/4"	28	38	42	60	76
D1-40x1"x72	40	42.5	21	25.5	1"	32.5	48	50	72	90
D1-50x1-1/4" x85	50	50	26	30.5	1-1/4"	35	60	60	85	105
D1-60x1-1/4" x110	60	57.5	33	33	1-1/4"	42.5	62.5	85	110	115

## Rectangular Holder with Multiple Seats Form D2 Inverted 多座反切刀夹



### Metric

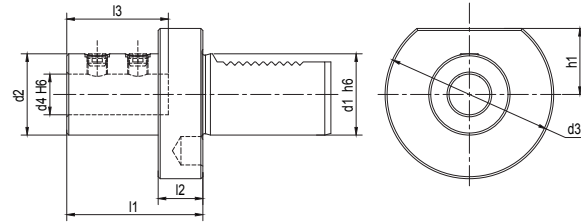
Size	d1	b1	b2	b3	h1	h5	h6	l1	l2	l3
D2-25x16x48	25	33	19	19	16/12	25	30	34	48	66
D2-30x20x60	30	35	17	23	20/16	35	38	42	60	76
D2-40x25x72	40	42.5	21	25.5	25/20	42.5	48	50	72	90
D2-50x32x85	50	50	26	30.5	32/25	50	60	60	85	105
D2-60x32x110	60	57.5	33	33	32/25	62.5	62.5	85	110	115
D2-80x40x140	80	76	42	42	40/32	80	80	105	140	152

### Inch

Size	d1	b1	b2	b3	h1	h5	h6	l1	l2	l3
D2-30x3/4"x60	30	35	17	23	3/4"	35	38	42	60	76
D2-40x1"x72	40	42.5	21	25.5	1"	42.5	48	50	72	90
D2-50x1-1/4" x85	50	50	26	30.5	1-1/4"	50	60	60	85	105
D2-60x1-1/4" x110	60	57.5	33	33	1-1/4"	62.5	62.5	85	110	115

## Boring Holder for Indexable Insert Drill Form E1

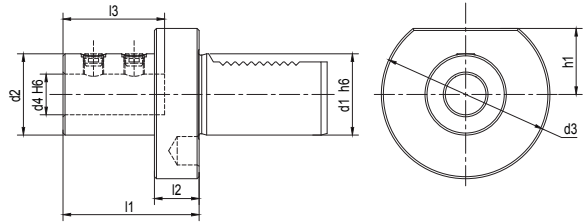
### 可转位浅孔钻刀夹



### Metric

Size	d1	d2	d3	d4	h1	l1	l2	l3
E1-20x16	20	36	50	16	-	67	18	54
E1-20x20	20	40	50	20	-	67	18	54
E1-20x25	20	45	50	25	-	71	18	59
E1-25x16	25	36	58	16	25	67	18	54
E1-25x20	25	40	58	20	25	67	18	54
E1-25x25	25	45	58	25	25	71	18	59
E1-25x32	25	52	58	32	25	75	18	63
E1-30x16	30	36	68	16	28	67	22	54
E1-30x20	30	40	68	20	28	67	22	54
E1-30x25	30	45	68	25	28	71	22	58
E1-30x32	30	52	68	32	28	75	22	61
E1-30x40	30	65	68	40	28	90	22	72
E1-40x16	40	36	83	16	32.5	67	22	54
E1-40x20	40	40	83	20	32.5	67	22	54
E1-40x25	40	45	83	25	32.5	75	22	59
E1-40x32	40	52	83	32	32.5	75	22	61
E1-40x40	40	65	83	40	32.5	90	22	73
E1-40x50	40	75	83	50	32.5	100	22	83

## Boring Holder for Indexable Insert Drill Form E1 可转位浅孔钻刀夹



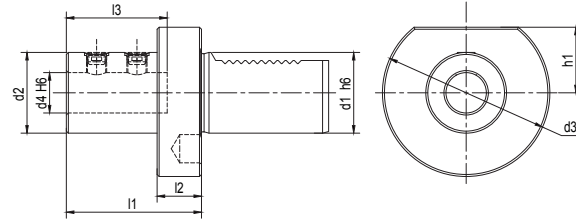
### Metric

Size	d1	d2	d3	d4	h1	l1	l2	l3
E1-50x16	50	36	98	16	35	80	30	54
E1-50x20	50	40	98	20	35	80	30	54
E1-50x25	50	45	98	25	35	80	30	59
E1-50x32	50	52	98	32	35	80	30	63
E1-50x40	50	65	98	40	35	90	30	73
E1-50x50	50	75	98	50	35	100	30	83
E1-60x16	60	36	123	16	42.5	80	30	54
E1-60x20	60	40	123	20	42.5	80	30	54
E1-60x25	60	45	123	25	42.5	80	30	59
E1-60x32	60	52	123	32	42.5	80	30	63
E1-60x40	60	65	123	40	42.5	90	30	73
E1-60x50	60	75	123	50	42.5	100	30	83
E1-80x20	80	40	158	20	55	80	30	54
E1-80x25	80	45	158	25	55	80	30	59
E1-80x32	80	52	158	32	55	80	30	63
E1-80x40	80	65	158	40	55	90	30	73
E1-80x50	80	75	158	50	55	100	30	83



## Boring Holder for Indexable Insert Drill Form E1

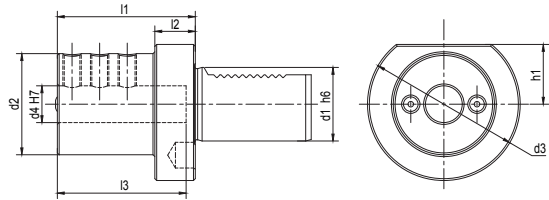
### 可转位浅孔钻刀夹



Inch

Size	d1	d2	d3	d4	h1	l1	l2	l3
E1-20x3/4"	20	40	50	3/4"	-	67	18	54
E1-20x1"	20	45	50	1"	-	71	18	59
E1-30x3/4"	30	40	68	3/4"	28	67	22	54
E1-30x1"	30	45	68	1"	28	71	22	58
E1-30x1-1/4"	30	52	68	1-1/4"	28	75	22	61
E1-40x5/8"	40	36	83	5/8"	32.5	67	22	54
E1-40x3/4"	40	40	83	3/4"	32.5	67	22	54
E1-40x1"	40	45	83	1"	32.5	75	22	59
E1-40x1-1/4"	40	52	83	1-1/4"	32.5	75	22	61
E1-40x1-1/2"	40	65	83	1-1/2"	32.5	90	22	73
E1-50x3/4"	50	40	98	3/4"	35	80	30	54
E1-50x1"	50	45	98	1"	35	80	30	59
E1-50x1-1/4"	50	52	98	1-1/4"	35	80	30	63
E1-50x1-1/2"	50	65	98	1-1/2"	35	90	30	73
E1-50x2"	50	75	98	2"	35	100	30	83

## Boring Holder Form E2 镗孔刀夹

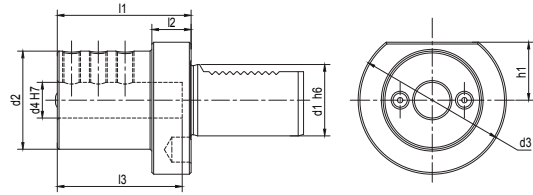


### Metric

Size	d1	d2	d3	d4	h1	l1	l2	l3
E2-16x6	16	32	40	6	18	44	13	34
E2-16x8	16	32	40	8	18	44	13	34
E2-16x10	16	32	40	10	18	44	13	34
E2-16x12	16	40	40	12	18	44	13	34
E2-16x16	16	40	40	16	18	44	13	34
E2-20x6	20	40	50	6	23	50	18	42
E2-20x8	20	40	50	8	23	50	18	42
E2-20x10	20	40	50	10	23	50	18	42
E2-20x12	20	40	50	12	23	50	18	42
E2-20x16	20	42	50	16	23	50	18	42
E2-20x20	20	49	50	20	23	50	18	42
E2-20x25	20	49	50	25	23	60	18	52
E2-25x8	25	40	58	8	25	50	18	41
E2-25x10	25	40	58	10	25	50	18	41
E2-25x12	25	40	58	12	25	50	18	41
E2-25x16	25	40	58	16	25	50	18	41
E2-25x20	25	58	58	20	25	50	18	41
E2-25x25	25	58	58	25	25	60	18	51
E2-25x32	25	58	58	32	25	75	18	62

## Boring Holder Form E2

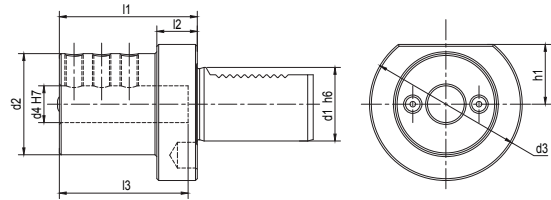
### 镗孔刀夹



### Metric

Size	d1	d2	d3	d4	h1	l1	l2	l3
E2-30x6	30	55	68	6	28	60	22	43
E2-30x8	30	55	68	8	28	60	22	43
E2-30x10	30	55	68	10	28	60	22	43
E2-30x12	30	55	68	12	28	60	22	43
E2-30x16	30	55	68	16	28	60	22	55
E2-30x20	30	55	68	20	28	60	22	54
E2-30x25	30	55	68	25	28	60	22	54
E2-30x30	30	67	68	30	28	75	22	61
E2-30x32	30	67	68	32	28	75	22	61
E2-40x8	40	55	83	8	32.5	75	22	43
E2-40x10	40	55	83	10	32.5	75	22	43
E2-40x12	40	55	83	12	32.5	75	22	58
E2-40x16	40	55	83	16	32.5	75	22	61
E2-40x20	40	55	83	20	32.5	75	22	61
E2-40x25	40	55	83	25	32.5	75	22	61
E2-40x30	40	82	83	30	32.5	75	22	61
E2-40x32	40	82	83	32	32.5	75	22	61
E2-40x40	40	82	83	40	32.5	90	22	76
E2-50x12	50	68	98	12	35	90	30	71
E2-50x16	50	68	98	16	35	90	30	76
E2-50x20	50	68	98	20	35	90	30	76
E2-50x25	50	68	98	25	35	90	30	76
E2-50x30	50	69	98	30	35	90	30	76
E2-50x32	50	69	98	32	35	90	30	76
E2-50x40	50	98	98	40	35	90	-	76
E2-50x50	50	98	98	50	35	100	-	86

## Boring Holder Form E2 镗孔刀夹

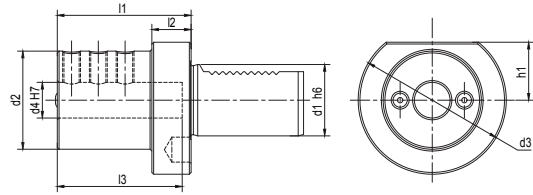


### Metric

Size	d1	d2	d3	d4	h1	l1	l2	l3
E2-60x16	60	68	123	16	42.5	90	30	76
E2-60x20	60	68	123	20	42.5	90	30	76
E2-60x25	60	68	123	25	42.5	90	30	76
E2-60x30	60	68	123	30	42.5	90	30	76
E2-60x32	60	68	123	32	42.5	90	30	76
E2-60x40	60	98	123	40	42.5	90	30	76
E2-60x50	60	98	123	50	42.5	100	30	86
E2-80x20	80	68	158	20	55	100	30	86
E2-80x25	80	68	158	25	55	100	30	86
E2-80x32	80	68	158	32	55	100	30	86
E2-80x40	80	98	158	40	55	100	30	86
E2-80x50	80	98	158	50	55	100	30	92
E2-80x60	80	98	158	60	55	100	30	92

## Boring Holder Form E2

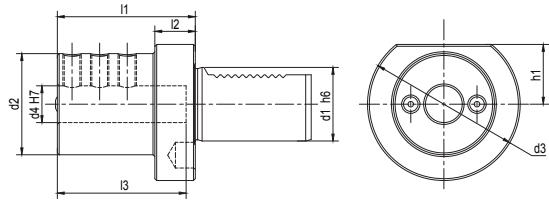
### 镗孔刀夹



Inch

Size	d1	d2	d3	d4	h1	l1	l2	l3
E2-20x5/16"	20	40	50	5/16"	23	50	18	42
E2-20x3/8"	20	40	50	3/8"	23	50	18	42
E2-20x1/2"	20	40	50	1/2"	23	50	18	42
E2-20x5/8"	20	40	50	5/8"	23	50	18	42
E2-20x3/4"	20	45	50	3/4"	23	50	18	42
E2-20x1"	20	50	50	1"	23	60	18	52
E2-30x5/16"	30	55	68	5/16"	28	60	22	43
E2-30x3/8"	30	55	68	3/8"	28	60	22	43
E2-30x1/2"	30	55	68	1/2"	28	60	22	43
E2-30x5/8"	30	55	68	5/8"	28	60	22	55
E2-30x3/4"	30	55	68	3/4"	28	60	22	54
E2-30x1"	30	55	68	1"	28	60	22	54
E2-30x1-1/4"	30	67	68	1-1/4"	28	75	22	61
E2-40x3/8"	40	55	83	3/8"	32.5	75	22	43
E2-40x1/2"	40	55	83	1/2"	32.5	75	22	58
E2-40x5/8"	40	55	83	5/8"	32.5	75	22	61
E2-40x3/4"	40	55	83	3/4"	32.5	75	22	61
E2-40x1"	40	55	83	1"	32.5	75	22	61
E2-40x1-1/4"	40	82	83	1-1/4"	32.5	75	22	61
E2-40x1-1/2"	40	82	83	1-1/2"	32.5	90	22	76

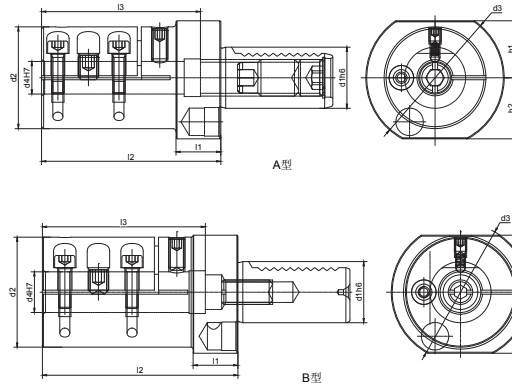
## Boring Holder Form E2 镗孔刀夹



Inch

Size	d1	d2	d3	d4	h1	l1	l2	l3
E2-50x1/2"	50	68	98	1/2"	35	90	30	71
E2-50x5/8"	50	68	98	5/8"	35	90	30	76
E2-50x3/4"	50	68	98	3/4"	35	90	30	76
E2-50x1"	50	68	98	1"	35	90	30	76
E2-50x1-1/4"	50	69	98	1-1/4"	35	90	30	76
E2-50x1-1/2"	50	98	98	1-1/2"	35	90	-	76
E2-50x2"	50	98	98	2"	35	100	-	86
E2-60x5/8"	60	68	123	5/8"	42.5	90	30	76
E2-60x3/4"	60	68	123	3/4"	42.5	90	30	76
E2-60x1"	60	68	123	1"	42.5	90	30	76
E2-60x1-1/4"	60	68	123	1-1/4"	42.5	90	30	76
E2-60x1-1/2"	60	98	123	1-1/2"	42.5	90	30	76
E2-60x2"	60	98	123	2"	42.5	100	30	86

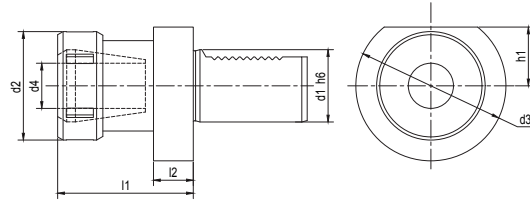
## Boring Bar Holder Form E2S 镗孔刀夹，开槽型



Inch

Size	d1	d2	d3	d4	h1	h2	l1	l2	l3	T
E2S-30x6	30	32	68	6	28	-	75	22	65	A
E2S-30x8	30	34	68	8	28	-	75	22	65	A
E2S-30x10	30	38	68	10	28	-	75	22	65	A
E2S-30x12	30	38	68	12	28	-	75	22	65	A
E2S-30x16	30	42	68	16	28	30	75	22	70	A
E2S-30x20	30	42	68	20	28	30	75	22	66	B
E2S-30x25	30	48	68	25	28	30	75	22	66	B
E2S-30x32	30	56	68	32	28	30	75	22	65	B
E2S-30x40	30	65	68	40	28	-	75	22	67	B
E2S-40x6	40	32	83	6	32.5	-	75	22	65	A
E2S-40x8	40	34	83	8	32.5	-	75	22	65	A
E2S-40x10	40	38	83	10	32.5	-	75	22	65	A
E2S-40x12	40	38	83	12	32.5	-	75	22	65	A
E2S-40x16	40	42	83	16	32.5	-	75	88	68	A
E2S-40x20	40	42	83	20	32.5	-	85	96	80	A
E2S-40x25	40	48	83	25	32.5	-	85	112	76	B
E2S-40x32	40	56	83	32	32.5	-	85	142	76	B
E2S-40x40	40	65	83	40	32.5	-	97	174	90	B
E2S-50x16	50	42	98	16	35	-	93	103	85	A
E2S-50x20	50	42	98	20	35	-	93	103	85	A
E2S-50x25	50	48	98	25	35	-	98	120	90	A
E2S-50x32	50	56	98	32	35	-	98	150	90	B
E2S-50x40	50	65	98	40	35	-	115	182	105	B
E2S-50x50	50	76	98	50	35	-	125	182	112	B
E2S-60x25	60	48	123	25	42.5	-	98	120	90	A
E2S-60x32	60	56	123	32	42.5	-	98	150	90	A
E2S-60x40	60	65	123	40	42.5	-	115	182	105	B
E2S-60x50	60	76	123	50	42.5	-	125	202	112	B
E2S-60x60	60	96	123	60	42.5	-	-	202	180	B

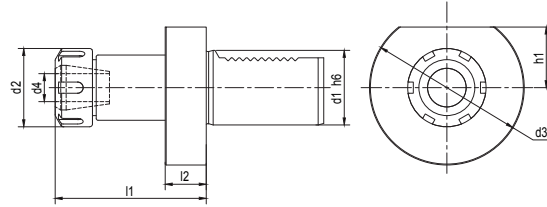
## OZ Collet Chuck Form E3 OZ 夹头刀柄



Size	d1	d2	d3	d4	h1	l1	l2
E3-16xOZ16	16	43	40	2-16	-	57	13
E3-20xOZ16	20	43	50	2-16	-	57	18
E3-25xOZ16	25	43	58	2-16	25	57	18
E3-30xOZ16	30	43	68	2-16	28	57	22
E3-30xOZ25	30	60	68	2-25	28	75	22
E3-30xOZ32	30	72	68	4-32	28	90	22
E3-40xOZ16	40	43	83	2-16	32.5	57	22
E3-40xOZ25	40	60	83	2-25	32.5	75	22
E3-40xOZ32	40	72	83	4-32	32.5	90	22
E3-50xOZ25	50	60	98	2-25	35	75	30
E3-50xOZ32	50	72	98	4-32	35	90	30
E3-60xOZ25	60	60	123	2-25	42.5	75	30
E3-60xOZ32	60	72	123	4-32	42.5	90	30
E3-80xOZ25	80	60	158	2-25	55	85	40
E3-80xOZ32	80	72	158	4-32	55	95	40

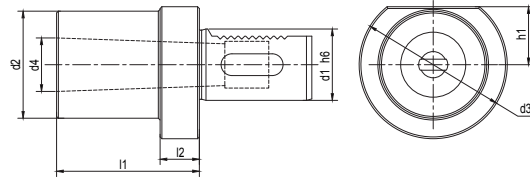


## ER Collet Chuck Form E4 ER 夹头刀柄



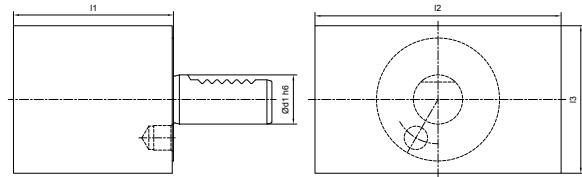
Size	d1	d2	d3	d4	h1	l1	l2
E4-16xER16	16	32	40	1-10	18	44	13
E4-16xER20	16	35	40	1-13	18	44	13
E4-20xER16	20	32	50	1-10	-	44	18
E4-20xER20	20	35	50	1-13	-	59	18
E4-20xER25	20	42	50	2-16	-	65	18
E4-20xER32	20	50	50	2-20	-	67	18
E4-25xER16	25	32	58	1-10	25	44	18
E4-25xER25	25	42	58	2-16	25	58	18
E4-25xER32	25	50	58	2-20	25	63	18
E4-30xER16	30	32	68	1-10	28	48	22
E4-30xER20	30	35	68	1-13	28	59	22
E4-30xER25	30	42	68	2-16	28	57	22
E4-30xER32	30	50	68	2-20	28	78	22
E4-30xER40	30	63	68	3-26	28	80	22
E4-40xER20	40	35	83	1-13	32.5	59	22
E4-40xER25	40	42	83	2-16	32.5	57	22
E4-40xER32	40	50	83	2-20	32.5	78	22
E4-40xER40	40	63	83	3-26	32.5	80	22
E4-50xER25	50	42	98	2-16	35	67	30
E4-50xER32	50	50	98	2-20	35	92	30
E4-50xER40	50	63	98	3-26	35	80	30
E4-60xER32	60	50	123	2-20	42.5	78	30
E4-60xER40	60	63	123	3-26	42.5	80	30
E4-80xER40	80	63	158	3-26	55	100	40

## Morse Taper Adapter Form F 带扁尾莫氏刀柄



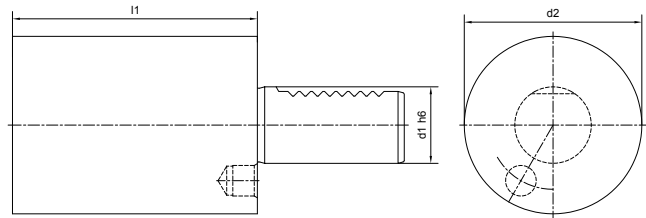
Size	d1	d2	d3	MK	d4	h1	l1	l2
F-30xMT1	30	-	68	1	12.065	28	27	-
F-30xMT2	30	55	68	2	17.78	28	36	27
F-30xMT3	30	55	68	3	23.825	28	66	41
F-40xMT1	40	55	83	1	12.065	32.5	23	22
F-40xMT2	40	55	83	2	17.78	32.5	36	22
F-40xMT3	40	58	83	3	23.825	32.5	36	22
F-40xMT4	40	68	83	4	31.267	32.5	80	22
F-50xMT2	50	55	98	2	17.78	35	36	30
F-50xMT3	50	58	98	3	23.825	35	45	30
F-50xMT4	50	68	98	4	31.267	35	55	30
F-50xMT5	50	75	98	5	44.399	35	72	-
F-60xMT2	60	55	123	2	17.78	42.5	35	30
F-60xMT3	60	58	123	3	23.825	42.5	45	30
F-60xMT4	60	68	123	4	31.267	42.5	55	30
F-60xMT5	60	98	123	5	44.399	42.5	64	30

## Rectangular Soft Blank Form A1 方形基础柄



Size	d1	l1	l2	l3
A1-16x44	16	44	78	44
A1-20x65	20	65	100	60
A1-25x75	25	75	100	60
A1-30x85	30	85	130	76
A1-40x100	40	100	151	96
A1-50x125	50	125	160	120
A1-60x160	60	160	165	125
A1-80x200	80	200	220	160

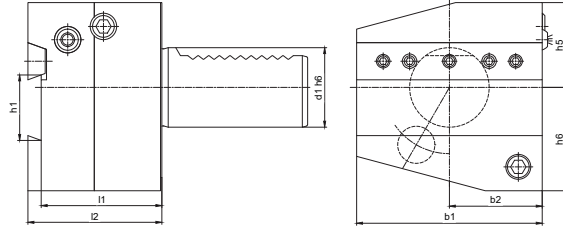
## Round Soft Blank Form A2 圆形基础柄



Size	d1	d2	l1
A2-16x60	16	40	60
A2-20x70	20	50	70
A2-25x80	25	58	80
A2-25x200	25	58	200
A2-30x100	30	68	100
A2-30x240	30	68	240
A2-40x120	40	83	120
A2-40x320	40	83	320
A2-50x135	50	98	135
A2-50x400	50	98	400
A2-60x150	60	123	150
A2-60x480	60	123	480
A2-80x500	80	158	500

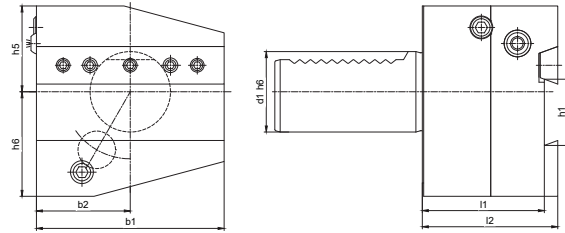
## Cutting Off Tool Holder Right Height Adjustable

### 短型横向切刀右刀夹



Size	d1	b1	b2	h1	h5	h6	l1	l2
AR2026	20	60	30	26	28	36	44	50
AR2526	25	60	30	26	28	36	44	50
AR3026	30	70	35	26	32	39	44	50
AR4026	40	85	42.5	26	43	41.5	44	50
AR4032	40	85	42.5	32	43	41.5	44	50
AR5026	50	100	50	26	43	45	44	50
AR5032	50	100	50	32	43	45	44	50
AR6032	60	125	62.5	32	48	55	44	50

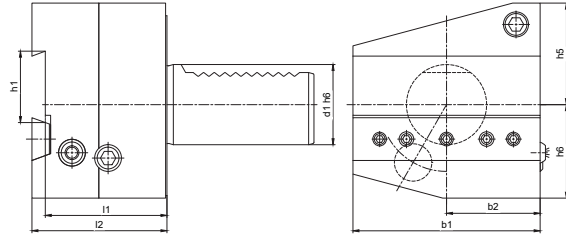
## Cutting Off Tool Holder Left Height Adjustable 短型横向切刀左刀夹



Size	d1	b1	b2	h1	h5	h6	l1	l2
AL2026	20	60	30	26	28	36	44	50
AL2526	25	60	30	26	32	36	44	50
AL3026	30	70	35	26	32	39	44	50
AL4026	40	85	42.5	26	43	41.5	44	50
AL4032	40	85	42.5	32	43	41.5	44	50
AL5026	50	100	50	26	43	45	44	50
AL5032	50	100	50	32	43	45	44	50
AL6032	60	125	62.5	32	48	55	44	50

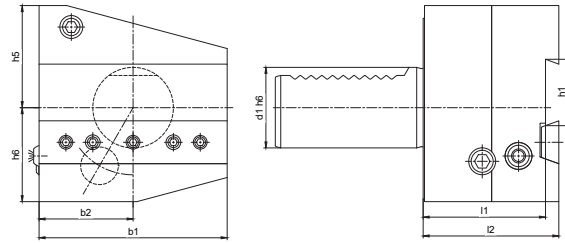
## Cuting Off Tool Holder Inverted Right Height Adjustable

### 短型横向切刀反切右刀夹



Size	d1	b1	b2	h1	h5	h6	l1	l2
ARU2526	25	60	30	26	36	28	44	50
ARU3026	30	70	35	26	38	35	44	50
ARU4026	40	85	42.5	26	43	41.5	44	50
ARU4032	40	85	42.5	32	43	41.5	44	50
ARU5026	50	100	50	26	43	45	44	50
ARU5032	50	100	50	32	43	45	44	50
ARU6032	60	125	62.5	32	48	55	44	50

## Cuting Off Tool Holder Inverted Left Height Adjustable 短型横向切刀反切左刀夹

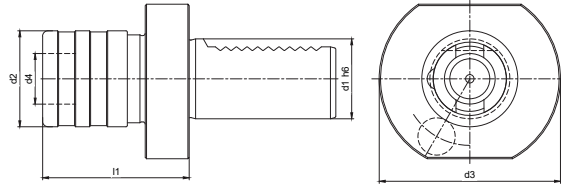


Size	d1	b1	b2	h1	h5	h6	l1	l2
ALU2526	25	60	30	26	36	28	44	50
ALU3026	30	70	35	26	38	35	44	50
ALU4026	40	85	42.5	26	43	41.5	44	50
ALU4032	40	85	42.5	32	43	41.5	44	50
ALU5026	50	100	50	26	43	45	44	50
ALU5032	50	100	50	32	43	45	44	50
ALU6032	60	125	62.5	32	48	55	44	50



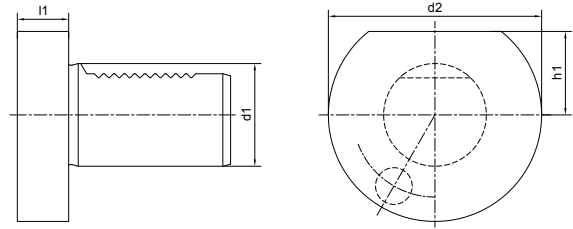
## Quick Change Tapping Chuck with Length Compensation

### 弹性快换攻丝刀柄



Size	Collet Size	d1	d2	d3	d4	l1
VDI20-TC312-55	1	20	38	50	19	55
VDI30-TC312-55	1	30	38	68	19	55
VDI30-TC820-77	2	30	55	68	31	77
VDI40-TC312-55	1	40	38	83	19	55
VDI40-TC820-77	2	40	55	83	31	77
VDI40-TC1433-110	3	40	79	83	48	110
VDI50-TC312-55	1	50	38	98	19	55
VDI50-TC820-77	2	50	55	98	31	77
VDI50-TC1433-110	3	50	79	98	48	110

## Protection Plug Form Z2 保护塞



### Steel Plug

Size	d1	d2	h1	l1
Z2-16x13S	16	40	18	13
Z2-20x16S	20	50	23	16
Z2-25x16S	25	58	25	16
Z2-30x16S	30	68	28	16
Z2-40x20S	40	83	32.5	20
Z2-50x20S	50	98	35	20
Z2-60x20S	60	123	42.5	20

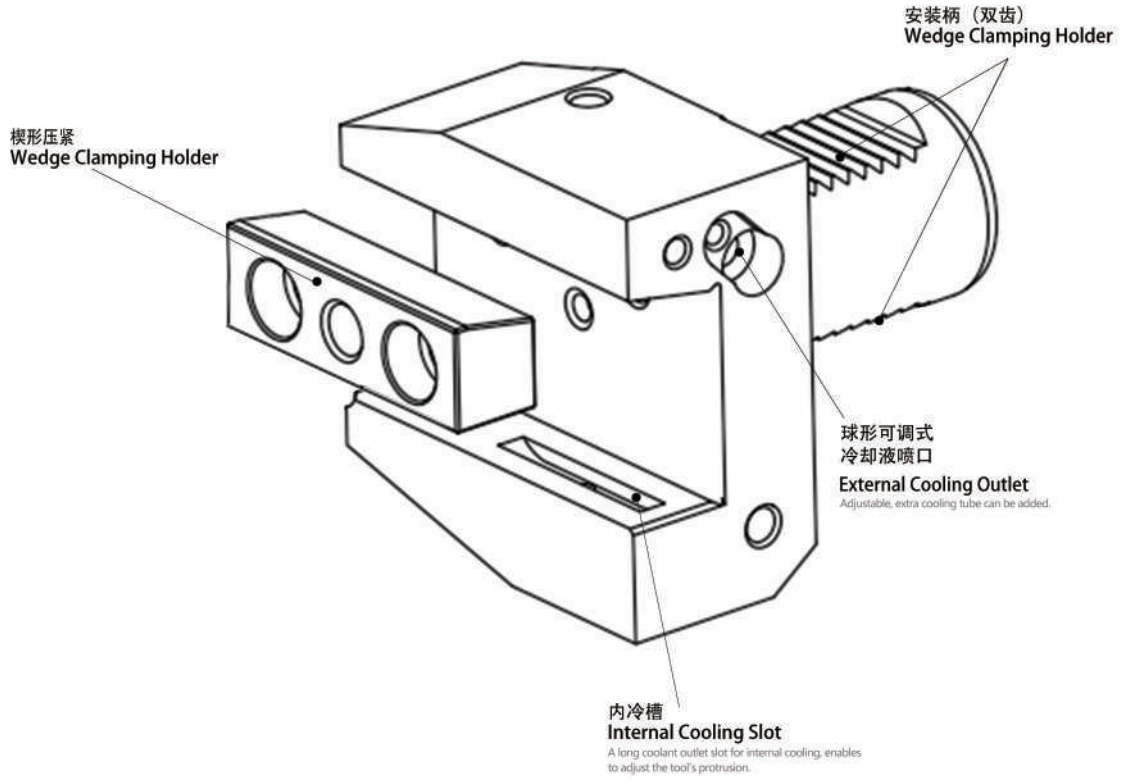
### Plastic Plug

Size	d1	d2	h1	l1
Z2-16x13P	16	40	18	13
Z2-20x16P	20	50	23	16
Z2-25x16P	25	58	25	16
Z2-30x16P	30	68	28	16
Z2-40x20P	40	83	32.5	20
Z2-50x20P	50	98	35	20
Z2-60x20P	60	123	42.5	20

# **VDI Coolant**

# VDI Coolant

## VDI 内冷型



# VDI COOLANT TOOLING SYSTEM

## VDI COOLANT 工具系统

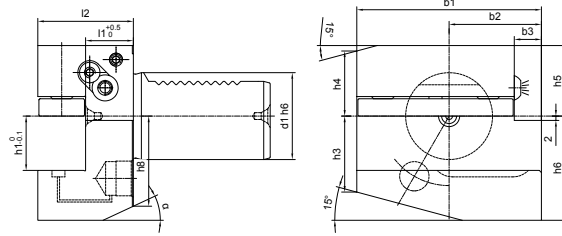
B1A Radial, Coolant.....	004
短型横向右刀夹, 内冷型.....	004
B2A Radial, Coolant.....	005
短型横向左刀夹, 内冷型.....	005
B3A Radial, Short, Coolant .....	006
短型横向反切右刀夹, 内冷型.....	006
B4A Radial, Short, Coolant .....	007
短型横向反切左刀夹, 内冷型.....	007
B1B4A Radial, Coolant.....	008
短型横向右(反切左)刀夹, 内冷型.....	008
B1B4AK Coolant, Wedge Clamping.....	009
短型横向右(反切左)刀夹, 内冷型, 楔形压紧.....	009
B2B3A Radial, Short, Coolant.....	010
短型横向左(反切右)刀夹, 内冷型.....	010
B2B3AK Coolant, Wedge Clamping.....	011
短型横向左(反切右)刀夹, 内冷型, 楔形压紧.....	011
B5AK Radial, Long, Coolant, Wedge Clamping Holders .....	012
长型横向右刀夹, 内冷型, 楔形压紧.....	012
B6AK Radial, Long, Coolant, Wedge Clamping Holders .....	013
长型横向左刀夹, 内冷型, 楔形压紧.....	013
B7AK Radial, Long, Coolant, Wedge Clamping Holders .....	014
长型横向反切右刀夹, 内冷型, 楔形压紧.....	014
C1C4A Axial, Coolant.....	015
纵向右(反切左)刀夹, 内冷型.....	015
C1C4AK Coolant, Wedge Clamping.....	016
纵向右(反切左)刀夹, 内冷型, 楔形压紧.....	016
C2C3A Axial, Coolant.....	017
纵向左(反切右)刀夹, 内冷型.....	017
C2C3AK Coolant, Wedge Clamping .....	018
纵向左(反切右)刀夹, 内冷型, 楔形压紧.....	018
D1D2A Rectangular Holder, Coolant.....	019
多座刀夹, 内冷型.....	019
ARALU Cuting Off Tool Holder, Coolant.....	020
短型横向切刀右(反切左)刀夹, 内冷型.....	020
ALARU Cuting Off Tool Holder, Coolant.....	021
短型横向切刀左(反切右)刀夹, 内冷型.....	021
Unterlegplatte.....	022
垫片.....	022



VDI

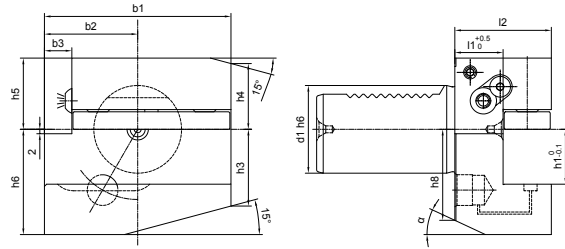
## B1A Radial, Short, Coolant

### 短型横向右刀夹, 内冷型



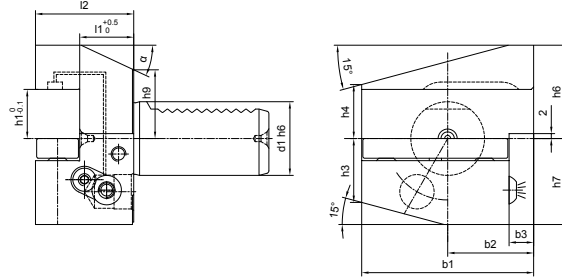
Size	b1	b2	b3	l1	h3	h4	h5	h6	h8	a
B1A-161234	42	23	5	23	15	15	20	22	19	30°
B1A-201640	55	30	7	26	19	19	25	30	23	30°
B1A-252040	70	35	10	22	26	22	28	38	30	25°
B1A-302040	70	35	10	22	26	22	28	38	30	25°
B1A-402544	85	42.5	12.5	22	35	30	32.5	48	43	30°
B1A-502544	85	42.5	12.5	22	43	30	32.5	48	43	30°

**B2A Radial, Short, Coolant**  
**短型横向左刀夹, 内冷型**



Size	b1	b2	b3	l1	h3	h4	h5	h6	h8	a
B2A-161234	42	23	5	23	15	15	20	22	19	30°
B2A-201640	55	30	7	26	19	19	25	30	23	30°
B2A-252040	70	35	10	22	29.5	22	28	38	30	25°
B2A-302040	70	35	10	22	26	22	28	38	30	25°
B2A-402544	85	42.5	12.5	22	35	30	32.5	48	43	30°
B2A-502544	85	42.5	12.5	22	35	30	32.5	48	43	30°

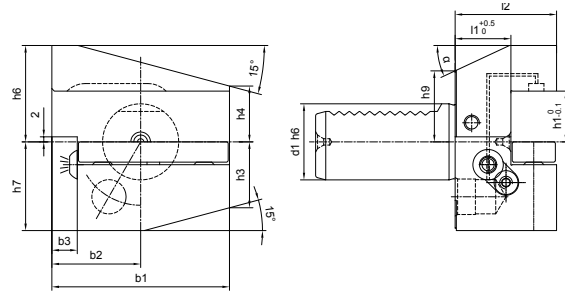
### B3A Radial, Short, Coolant 短型横向反切右刀夹, 内冷型



Size	b1	b2	b3	l1	h3	h4	h6	h7	h9	$\alpha$
B3A-161234	42	23	5	23	15	15	22	20	19	30°
B3A-201640	55	30	7	26	19	19	30	25	23	30°
B3A-302040	70	35	10	22	26	22	38	35	28	25°
B3A-402544	85	42.5	12.5	22	35	30	48	42.5	43	30°
B3A-502544	85	42.5	12.5	22	35	30	48	42.5	43	30°

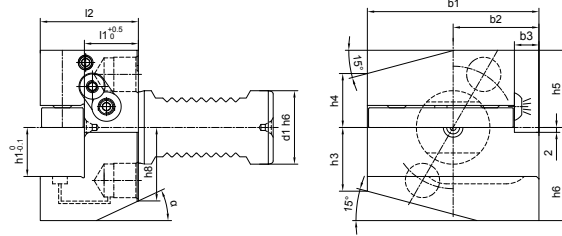


**B4A Radial, Short, Coolant**  
**短型横向反切左刀夹, 内冷型**



Size	b1	b2	b3	l1	h3	h4	h6	h7	h9	a
B4A-161234	42	23	5	23	15	15	22	20	19	30°
B4A-201640	55	30	7	26	19	19	30	25	23	30°
B4A-302040	70	35	10	22	26	22	38	35	28	25°
B4A-402544	85	42.5	12.5	22	35	30	48	42.5	43	30°
B4A-502544	85	42.5	12.5	22	35	30	48	42.5	43	30°

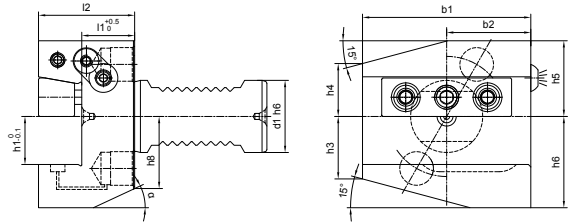
## B1B4A Radial, Short, Coolant 短型横向右 (反切左) 刀夹, 内冷型



Size	b1	b2	b3	l1	h3	h4	h5	h6	h8	$\alpha$
B1B4A-302040	70	35	10	22	26	22	31.5	38	30	25°
B1B4A-402544	85	42.5	12.5	22	35	30	38	48	43	30°
B1B4A-502544	85	42.5	12.5	22	43	30	43	48	43	30°

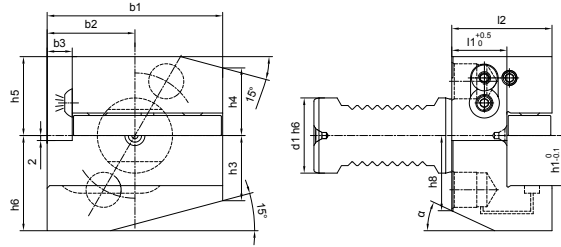
## B1B4AK Radial, Short, Coolant, Wedge Clamping Holders

### 短型横向右 (反切左) 刀夹, 内冷型, 楔形压紧



Size	b1	b2	b3	l1	h3	h4	h5	h6	h8	$\alpha$
B1B4AK-302040	70	35	-	22	26	22	31.5	38	30	25°
B1B4AK-402544	85	42.5	-	22	35	30	38	48	43	30°
B1B4AK-502544	85	42.5	-	22	43	30	43	48	43	30°

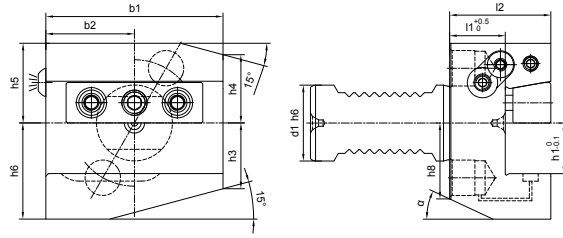
## B2B3A Radial, Short, Coolant 短型横向左 (反切右) 刀夹, 内冷型



Size	b1	b2	b3	l1	h3	h4	h5	h6	h8	$\alpha$
B2B3A-302040	70	35	10	22	26	27	31.5	38	30	25°
B2B3A-402544	85	42.5	12.5	22	35	30	38	48	43	30°
B2B3A-502544	85	42.5	12.5	22	35	38	43	48	43	30°

## B2B3AK Radial, Short, Coolant, Wedge Clamping Holders

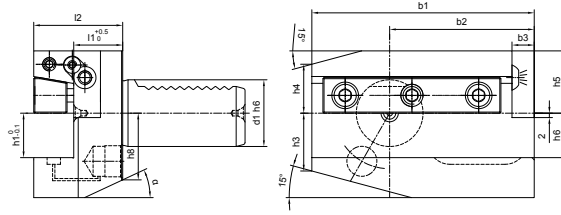
### 短型横向左 (反切右) 刀夹, 内冷型, 楔形压紧



Size	b1	b2	b3	l1	h3	h4	h5	h6	h8	a
B2B3AK-302040	70	35	-	22	26	27	31.5	38	30	25°
B2B3AK-402544	85	42.5	-	22	35	30	38	48	43	30°
B2B3AK-502544	85	42.5	-	22	35	38	43	48	43	30°

## B5AK Radial, Long, Coolant, Wedge Clamping Holders

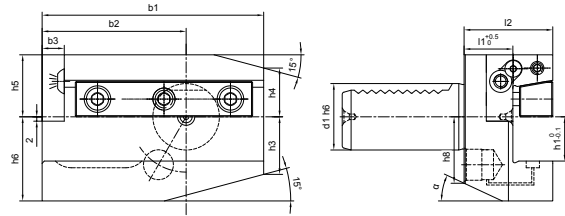
### 长型横向右刀夹, 内冷型, 楔形压紧



Size	b1	b2	b3	l1	h3	h4	h5	h6	h8	$\alpha$
B5AK-302040	100	65	10	22	26	22	28	38	30	25°
B5AK-402544	118	75.5	12.5	22	35	30	32.5	48	43	30°
B5AK-503255	130	80	16	30	42	35	35	60	55	30°
B5AK-603260	145	82.5	16	30	46	42.5	42.5	62.5	57	30°

## B6AK Radial, Long, Coolant, Wedge Clamping Holders

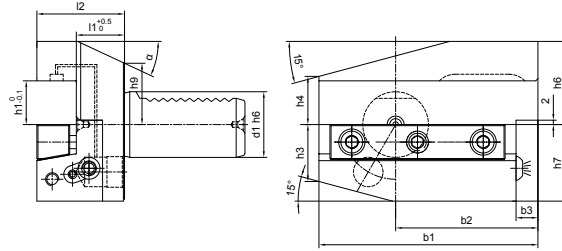
### 长型横向左刀夹, 内冷型, 楔形压紧



Size	b1	b2	b3	l1	h3	h4	h5	h6	h8	$\alpha$
B6AK-302040	100	65	10	22	26	22	28	38	30	25°
B6AK-402544	118	75.5	12.5	22	35	30	32.5	48	43	30°
B6AK-503255	130	80	16	30	42	35	35	60	55	30°
B6AK-603260	145	82.5	16	30	46	42.5	42.5	62.5	57	30°

## B7AK Radial, Long, Coolant, Wedge Clamping Holders

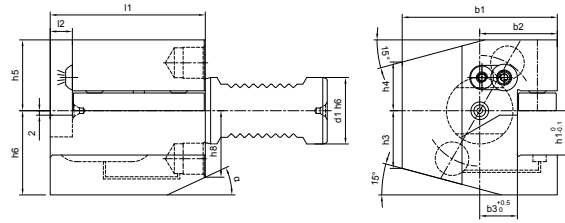
长型横向反切右刀夹, 内冷型, 楔形压紧



Size	b1	b2	b3	l1	h3	h4	h6	h7	h9	$\alpha$
B7AK-302040	100	65	10	22	26	22	38	35	28°	25°
B7AK-402544	118	75.5	12.5	22	35	30	48	42.5	43	30°
B7AK-503255	130	80	16	30	42	35	60	50	55	30°
B7AK-603260	145	82.5	16	30	46	42.5	62.5	62.5	57	30°



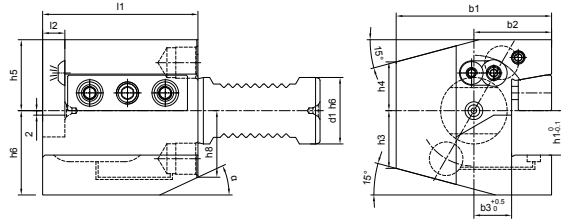
**C1C4A Axial, Coolant**  
**纵向右 (反切左) 刀夹, 内冷型**



Size	b1	b2	b3	l2	h3	h4	h5	h6	h8	a
C1C4A-161244	43	24	13	5	15	15	24	20	19	30°
C1C4A-201655	52	27	13	7	19	19	25	30	23	30°
C1C4A-252025	58	33	15	7	26	26	28	36	28	15°
C1C4A-302070	70	35	17	10	26	22	32	38	30	25°
C1C4A-402585	85	42.5	21	12.5	35	30	38	48	40	15°
C1C4A-502585	90.5	48	26	12.5	42	35	44	48	43	30°

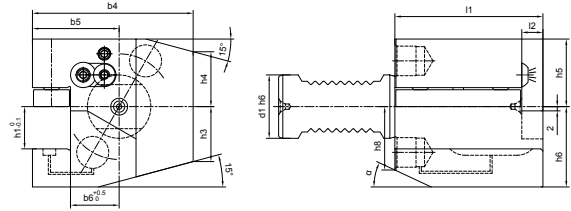
## C1C4AK Axial, Coolant, Wedge Clamping Holders

### 纵向右 (反切左) 刀夹, 内冷型, 楔形压紧



Size	b1	b2	b3	l2	h3	h4	h5	h6	h8	$\alpha$
C1C4AK-302070	70	35	17	10	26	22	32	38	30	25°
C1C4AK-402585	85	42.5	21	12.5	35	30	38	48	40	15°
C1C4AK-502585	90.5	48	26	12.5	42	35	44	48	43	30°

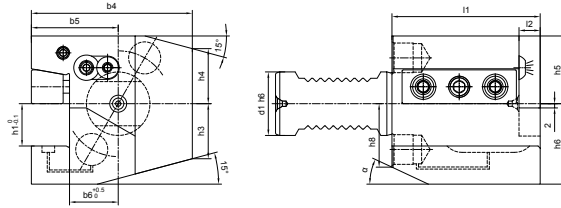
**C2C3A Axial, Coolant**  
**纵向左 (反切右) 刀夹, 内冷型**



Size	b4	b5	b6	l2	h3	h4	h5	h6	h8	$\alpha$
C2C3A-161244	43	24	13	5	15	15	20	24	19	30°
C2C3A-201655	58	33	19	7	19	19	25	30	23	30°
C2C3A-252055	62	37	19	7	26	26	28	36	28	15°
C2C3A-302070	76	41	23	10	26	26	32	38	30	25°
C2C3A-402585	90	47.5	25.5	12.5	35	30	38	48	40	15°
C2C3A-502585	95	52.5	30.5	12.5	42	37	44	48	43	30°

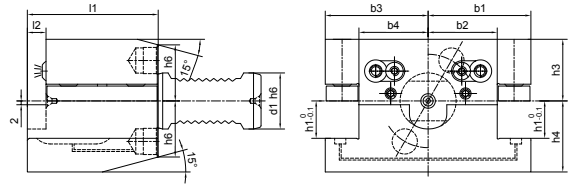
## C2C3AK Axial, Coolant, Wedge Clamping Holders

### 纵向左 (反切右) 刀夹, 内冷型, 楔形压紧



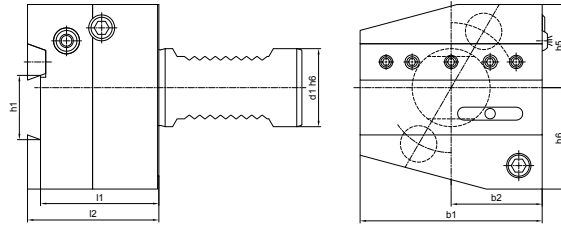
Size	b4	b5	b6	l2	h3	h4	h5	h6	h8	$\alpha$
C2C3AK-302070	76	41	23	10	26	26	32	38	30	25°
C2C3AK-402585	90	47.5	25.5	12.5	35	30	38	48	40	15°
C2C3AK-502585	95	52.5	30.5	12.5	42	37	44	48	43	30°

## D1D2A Rectangular Holder, Coolant 多座刀夹, 内冷型



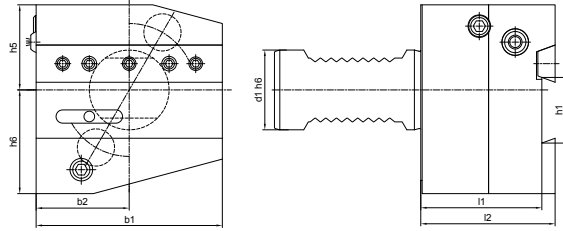
Size	b1	b2	b3	b4	h3	h4	h6	l2	$\alpha$
D1D2A-252055	37	19	37	19	28	38	28	7	15°
D1D2A-302070	55	37	55	37	33	38	30	10	15°
D1D2A-402585	65	43	65	43	43.5	48	37	12.5	15°

## ARALU Cutting Off Tool Holder, Coolant 短型横向切刀右 (反切左) 刀夹, 内冷型



Size	l1	l2	b1	b2	h5	h6
ARALUA-2526	44	50	60	30	28	36
ARALUA-3026	44	50	70	35	32	37
ARALUA-3032	44	50	85	42.5	32	40
ARALUA-4026	44	50	85	42.5	43	40
ARALUA-4032	44	50	85	42.5	43	40
ARALUA-5032	44	50	100	50	43	45

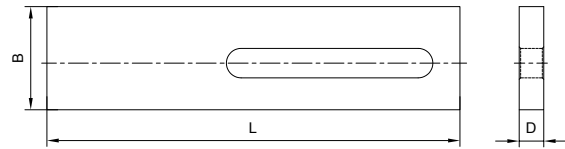
**ALARU Cutting Off Tool Holder, Coolant**  
**短型横向切刀左 (反切右) 刀夹, 内冷型**



Size	l1	l2	b1	b2	h5	h6
ALARUA-2526	44	50	60	30	28	36
ALARUA-3026	44	50	70	35	32	37
ALARUA-3032	44	50	85	42.5	32	40
ALARUA-4026	44	50	85	42.5	43	40
ALARUA-4032	44	50	85	42.5	43	40
ALARUA-5032	44	50	100	50	43	45

## Unterlegplatte

### 垫片



Size	L	B	D
36x10x4	36	10	4
47x13x5	47	13	5
59x17x8	59	17	8
71.5x21x8	71.5	21	8



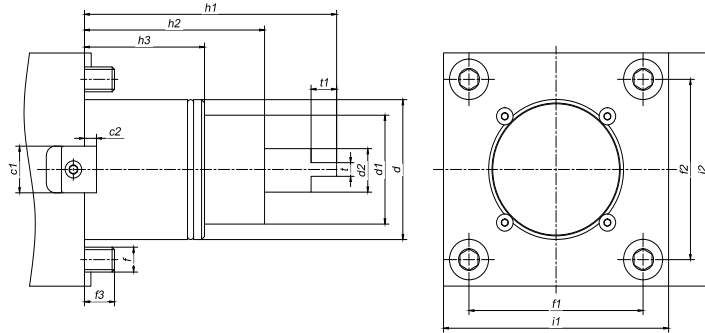
**TOOL HOLDERS**

---

**BMT**

## BMT Taper Standard

### BMT 锥柄标准




Type	c1	c2	d	d1	d2	f	f1	f2	f3	h1	h2	h3	i1	i2	t	t1
BMT45	15	4	45	35	14	M8	58	58	10	84	60	40	75	75	6	8.5
BMT55	15	4	55	40	16	M10	64	64	14	104	75	30	85	85	8	8.5
BMT65	18	5	65	45	18	M12	70	73	15	112	83	32	94	94	10	14
BMT75	25	5	75	55	23	M12	90	90	15	110	80	43	112	112	14	15
BMT85	25	5	85	65	33.5	M12	100	100	18	140	100	43	125	125	16	20

# BMT TOOLING SYSTEM

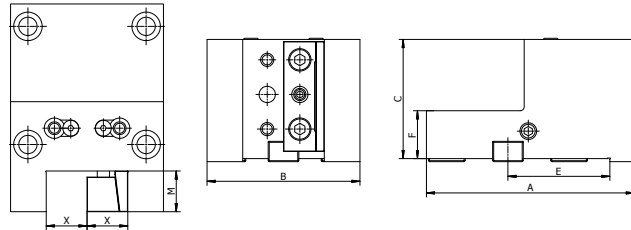
## BMT 工具系统

BMT Turning Tool Holder, External Coolant.....	004
BMT 外径刀座, 外出水 .....	004
BMT Turning Tool Holder, Double Side, External Coolant.....	005
BMT 外径双刀座, 外出水 .....	005
BMT Turning Tool Holder, External Coolant.....	006
BMT 外径刀座, 外出水 .....	006
BMT Turning Tool Holder, External Coolant.....	007
BMT 外径双刀座, 外出水 .....	007
BMT Facing Tool Holder.....	008
BMT 端面刀座, 外部出水 .....	008
BMT Boring Bar Holder, External Coolant.....	009
BMT 内孔刀座, 外出水 .....	009
BMT Boring Bar Holder, Internal Coolant.....	010
BMT 内孔刀座, 内出水 .....	010
BMT Boring Bar Holder, Internal and External Coolant.....	011
BMT 内孔刀座, 内出水 + 外出水 .....	011
BMT Boring Bar Holder, External Coolant.....	012
BMT 内孔刀座, 外出水 .....	012
BMT Boring Bar Holder, Internal Coolant.....	013
BMT 内孔刀座, 内出水 .....	013
BMT Boring Bar Holder, Internal and External Coolant.....	014
BMT 内孔刀座, 内出水 + 外出水 .....	014



## BMT OD Turning Tool Holder

### BMT 外径刀座, 外出水

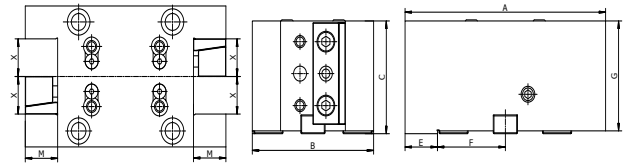



Size	X	A	B	C	E	F	M
BMT45MOD-20-H60	20	105	75	60	-	30	20
BMT65MOD-25-H75	25	131	97	75	55.2	30	25
BMT75MOD-25-H100	25	145.5	112	100	-	30	25
BMT75MOD-32-H85	32	153	120	85	-	35	32
BMT75MOD-32-H100	32	153	120	100	-	35	32
BMT85MOD-32-H75	32	174	124	75	75.5	40	32
BMT85MOD-32-H90	32	168.5	124	90	-	35	32
BMT85MOD-32-H120	32	168.5	124	120	-	50	32

Size	X	A	B	C	E	F	M
BMT45MOD-0.75"-H2.36"	0.75"	4.13"	2.95"	2.36"	-	1.18"	0.75"
BMT65MOD-1"-H2.95"	1"	5.16"	3.82"	2.95"	1.02"	1.18"	1"
BMT75MOD-1"-H3.94"	1"	5.73"	4.41"	3.94"	-	1.18"	1"
BMT75MOD-1.25"-H3.35"	1.25"	6.02"	4.72"	3.35"	-	1.38"	1.25"
BMT75MOD-1.25"-H3.94"	1.25"	6.02"	4.72"	3.94"	-	1.38"	1.25"
BMT85MOD-1.25"-H2.95"	1.25"	6.77"	4.88"	2.95"	-	1.57"	1.25"
BMT85MOD-1.25"-H3.54"	1.25"	6.63"	4.88"	3.54"	2.97"	1.38"	1.25"
BMT85MOD-1.25"-H4.72"	1.25"	6.63"	4.88"	4.72"	-	1.97"	1.25"

## BMT Double OD Turning Tool Block

### BMT 外径双刀座, 外出水

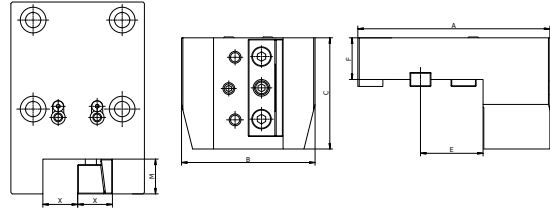


Size	X	A	B	C	E	F	G	M
BMT65MOD-25-H80	25	157	97	80	25.9	55.1	75	25

Size	X	A	B	C	E	F	G	M
BMT65MOD-1"-H3.15"	1"	6.18"	3.82"	3.15"	1.02"	2.17"	2.95"	1"

## BMT Face Turning Tool Holder

### BMT 外径刀座, 外出水

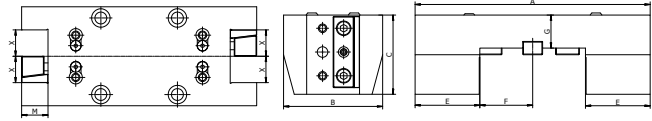
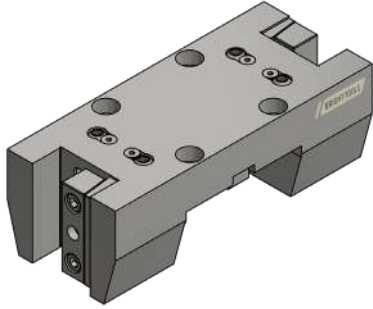


Size	X	A	B	C	E	F	M
BMT55MOD-20-H70	20	134	86	70	50.2	30	20
BMT55MOD-25-H80-E50.2	25	138	90	80	50.2	30	25
BMT55MOD-25-H80-E45.2	25	135	90	80	45.2	30	25
BMT65MOD-25-H80-E50.5	25	141	97	80	50.5	40	25
BMT65MOD-25-H80-E55	25	146	97	80	55	40	25

Size	X	A	B	C	E	F	M
BMT55MOD-1"-H3.15"-E1.97"	1"	5.43"	3.54"	3.15"	1.97"	1.18"	1"
BMT55MOD-1"-H3.15"-E1.77"	1"	5.32"	3.54"	3.15"	1.77"	1.18"	1"
BMT65MOD-1"-H3.15"-E1.99"	1"	5.55"	3.82"	3.15"	1.99"	1.58"	1"

## BMT Boring Bar Tool Holders

### BMT 外径双刀座, 外出水

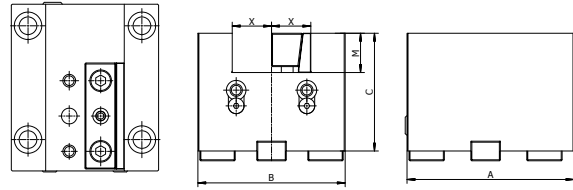


Size	X	A	B	C	E	F	G	M
BMT55MOD-25T-H80-E50.2	25	188	90	80	44	50.2	30	25
BMT55MOD-25T-H80-E45.2	25	178	90	80	44	45.2	30	25

Size	X	A	B	C	E	F	G	M
BMT55MOD-1"T-H3.14"-E1.78"	1"	7.0"	3.54"	3.14"	1.78"	1.73"	1.18"	1"

## BMT Facing Tool Holder

### BMT 端面刀座, 外部出水

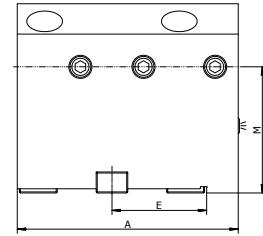
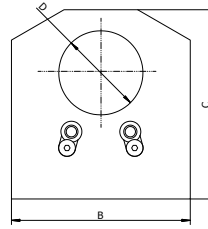


Size	X	A	B	C	M
BMT45F-20-H80	20	86	75	80	20
BMT55F-20-H70	20	95	86	70	20
BMT55F-25-H60	25	95	92	60	25
BMT65F-25-H82.5	25	100	96	82.5	25
BMT65F-25-H120	25	100	94	120	25
BMT75F-25-H122	25	120	112	122	25
BMT75F-32-H122	32	120	120	122	32
BMT85F-32-H107	32	168.5	124	107	32
BMT85F-32-H138	32	168.5	124	138	32

Size	X	A	B	C	M
BMT45F-0.75"-H3.15"	0.75"	3.39"	2.95"	3.15"	0.75"
BMT55F-1"-H2.36"	1"	3.74"	3.62"	2.36"	1"
BMT65F-1"-H3.25"	1"	3.94"	3.78"	3.25"	1"
BMT65F-1"-H4.72"	1"	3.94"	3.70"	4.72"	1"
BMT75F-1"-H4.80"	1"	4.72"	4.41"	4.80"	1"
BMT75F-1.25"-H4.80"	1.25"	4.72"	4.72"	4.80"	1.25"
BMT85F-1.25"-H4.21"	1.25"	6.63"	4.88"	4.21"	1.25"
BMT85F-1.25"-H5.43"	1.25"	6.63"	4.88"	5.43"	1.25"



## BMT Boring Bar Holder, External Coolant BMT 内孔刀座, 外出水

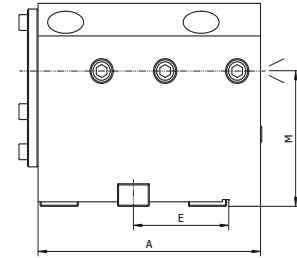
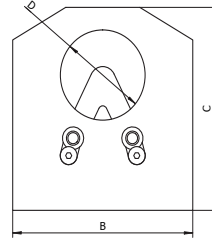


Size	D	A	B	C	E	M
BMT45MID-25-NH65	25	95	75	88	-	65
BMT55MID-32-NH60	32	105	86	90	-	60
BMT55MID-40-NH60	40	105	86	90	-	60
BMT55MID-32-NH70	32	105	86	100	-	70
BMT55MID-40-NH70	40	105	86	100	-	70
					55	
BMT65MID-32-NH72	32	126	95	112		72
BMT65MID-40-NH72	40	126	95	112	55	72
BMT65MID-40-NH85	40	126	95	120	55	85
BMT65MID-40-NH100	40	126	95	140	55	100
BMT65MID-40-NH105	40	126	95	145	55	105
BMT65MID-40-NH115	40	126	95	155	55	115
BMT65MID-50-NH72	50	126	95	116	55	72
BMT65MID-50-NH90	50	126	95	132	55	90
BMT65MID-50-NH100	50	126	95	144	55	100

Size	D	A	B	C	E	M
BMT45MID-1"-NH2.56"	1"	3.74"	2.95"	3.46"	-	2.56"
BMT55MID-1.25"-NH2.36"	1.25"	4.13"	3.62"	3.54"	-	2.36"
BMT55MID-1.5"-NH2.36"	1.5"	4.13"	3.62"	3.54"	-	2.36"
BMT65MID-1.25"-NH2.83"	1.25"	4.96"	3.74"	4.41"	2.165"	2.83"
BMT65MID-1.5"-NH2.83"	1.5"	4.96"	3.74"	4.41"	2.165"	2.83"
BMT65MID-1.5"-NH3.35"	1.5"	4.96"	3.74"	4.72"	2.165"	3.35"
BMT65MID-1.5"-NH3.94"	1.5"	4.96"	3.74"	5.51"	2.165"	3.94"
BMT65MID-2"-NH2.83"	2"	4.96"	3.74"	4.57"	2.165"	2.83"
BMT65MID-2"-NH3.54"	2"	4.96"	3.74"	5.2"	2.165"	3.54"

## BMT Boring Bar Holder, Internal Coolant

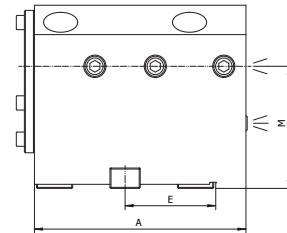
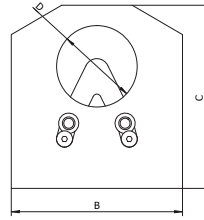
### BMT 内孔刀座, 内出水



Size	D	A	B	C	E	M
BMT45MID-25-NH65	25	95	75	88	-	65
BMT55MID-32-NH60	32	105	92	90	-	60
BMT55MID-40-NH60	40	105	92	90	-	60
BMT55MID-32-NH70	32	105	86	100	-	70
BMT55MID-40-NH70	40	105	86	100	-	70
BMT65MID-32-NH72	32	126	95	112	55	72
BMT65MID-40-NH72	40	126	95	112	55	72
BMT65MID-40-NH85	40	126	95	120	55	85
BMT65MID-40-NH100	40	126	95	140	55	100
BMT65MID-40-NH105	40	126	95	145	55	105
BMT65MID-40-NH115	40	126	95	155	55	115
BMT65MID-50-NH72	50	126	95	116	55	72
BMT65MID-50-NH90	50	126	95	132	55	90
BMT65MID-50-NH100	50	126	95	144	55	100

Size	D	A	B	C	E	M
BMT45MID-1"-NH2.56"	1"	3.74"	2.95"	3.46"	-	2.56"
BMT55MID-1.25"-NH2.36"	1.25"	4.13"	3.62"	3.54"	-	2.36"
BMT55MID-1.5"-NH2.36"	1.5"	4.13"	3.62"	3.54"	-	2.36"
BMT65MID-1.25"-NH2.83"	1.25"	4.96"	3.74"	4.41"	2.165"	2.83"
BMT65MID-1.5"-NH2.83"	1.5"	4.96"	3.74"	4.41"	2.165"	2.83"
BMT65MID-1.5"-NH3.35"	1.5"	4.96"	3.74"	4.72"	2.165"	3.35"
BMT65MID-1.5"-NH3.94"	1.5"	4.96"	3.74"	5.51"	2.165"	3.94"
BMT65MID-2"-NH2.83"	2"	4.96"	3.74"	4.57"	2.165"	2.83"
BMT65MID-2"-NH3.54"	2"	4.96"	3.74"	5.2"	2.165"	3.54"

## BMT Boring Bar Holder, Internal and External Coolant BMT 内孔刀座, 内出水 + 外出水

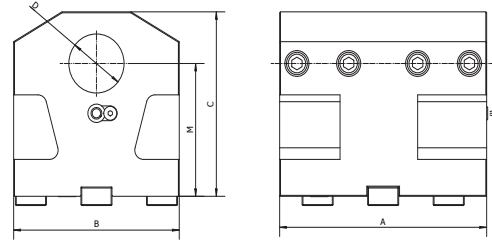


Size	D	A	B	C	E	M
BMT45MID-25-NH65	25	95	75	88	-	65
BMT55MID-32-NH60	32	105	92	90	-	60
BMT55MID-40-NH60	40	105	92	90	-	60
BMT55MID-32-NH70	32	105	86	100	-	70
BMT55MID-40-NH70	40	105	86	100	-	70
BMT65MID-32-NH72	32	126	95	112	55	72
BMT65MID-40-NH72	40	126	95	112	55	72
BMT65MID-40-NH85	40	126	95	120	55	85
BMT65MID-40-NH100	40	126	95	140	55	100
BMT65MID-40-NH105	40	126	95	145	55	105
BMT65MID-40-NH115	40	126	95	155	55	115
BMT65MID-50-NH72	50	126	95	116	55	72
BMT65MID-50-NH90	50	126	95	132	55	90
BMT65MID-50-NH100	50	126	95	144	55	100

Size	D	A	B	C	E	M
BMT45MID-1"-NH2.56"	1"	3.74"	2.95"	3.46"	-	2.56"
BMT55MID-1.25"-NH2.36"	1.25"	4.13"	3.62"	3.54"	-	2.36"
BMT55MID-1.5"-NH2.36"	1.5"	4.13"	3.62"	3.54"	-	2.36"
BMT65MID-1.25"-NH2.83"	1.25"	4.96"	3.74"	4.41"	2.165"	2.83"
BMT65MID-1.5"-NH2.83"	1.5"	4.96"	3.74"	4.41"	2.165"	2.83"
BMT65MID-1.5"-NH3.35"	1.5"	4.96"	3.74"	4.72"	2.165"	3.35"
BMT65MID-1.5"-NH3.94"	1.5"	4.96"	3.74"	5.51"	2.165"	3.94"
BMT65MID-2"-NH2.83"	2"	4.96"	3.74"	4.57"	2.165"	2.83"
BMT65MID-2"-NH3.54"	2"	4.96"	3.74"	5.2"	2.165"	3.54"

## BMT Boring Bar Holder, External Coolant

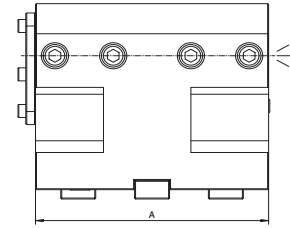
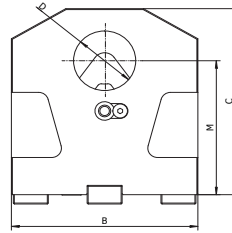
### BMT 内孔刀座 , 外出水



Size	D	A	B	C	M
BMT75MID-50-NH90	50	120	112	130	90
BMT75MID-50-NH110	50	120	112	151	110
BMT75MID-50-NH125	50	120	112	166	125
BMT75MID-60-NH90	60	120	112	137	90
BMT75MID-60-NH110	60	120	112	160	110
BMT75MID-60-NH125	60	120	112	172	125
BMT85MID-50-NH110	50	161.5	124	157	110
BMT85MID-60-NH110	60	161.5	124	157	110
BMT85MID-80-NH110	80	161.5	130	162	110
BMT85MID-80-NH115	80	161.5	130	170	115

Size	D	A	B	C	M
BMT75MID-2"-NH3.54"	2"	4.72"	4.41"	5.12"	3.54"
BMT75MID-2"-NH4.33"	2"	4.72"	4.41"	5.94"	4.33"
BMT75MID-2"-NH4.92"	2"	4.72"	4.41"	6.53"	4.92"
BMT75MID-2.5"-NH3.54"	2.5"	4.72"	4.41"	5.39"	3.54"
BMT75MID-2.5"-NH4.33"	2.5"	4.72"	4.41"	6.30"	4.33"
BMT75MID-2.5"-NH4.92"	2.5"	4.72"	4.41"	6.77"	4.92"
BMT85MID-2"-NH4.33"	2"	6.36"	4.88"	6.18"	4.33"
BMT85MID-2.5"-NH4.33"	2.5"	6.36"	4.88"	6.18"	4.33"
BMT85MID-3"-NH4.33"	3"	6.36"	5.12"	6.38"	4.33"
BMT85MID-3"-NH4.53"	3"	6.36"	5.12"	6.69"	4.53"

## BMT Boring Bar Holder, Internal Coolant BMT 内孔刀座, 内出水

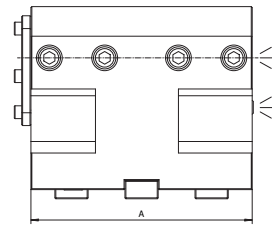
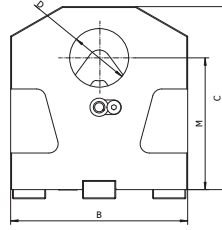


Size	D	A	B	C	M
BMT75MID-50-NH90	50	120	112	130	90
BMT75MID-50-NH110	50	120	112	151	110
BMT75MID-50-NH125	50	120	112	166	125
BMT75MID-60-NH90	60	120	112	137	90
BMT75MID-60-NH110	60	120	112	160	110
BMT75MID-60-NH125	60	120	112	172	125
BMT85MID-50-NH110	50	161.5	124	157	110
BMT85MID-60-NH110	60	161.5	124	157	110
BMT85MID-80-NH110	80	161.5	130	162	110
BMT85MID-80-NH115	80	161.5	130	170	115

Size	D	A	B	C	M
BMT75MID-2"-NH3.54"	2"	4.72"	4.41"	5.12"	3.54"
BMT75MID-2"-NH4.33"	2"	4.72"	4.41"	5.94"	4.33"
BMT75MID-2"-NH4.92"	2"	4.72"	4.41"	6.53"	4.92"
BMT75MID-2.5"-NH3.54"	2.5"	4.72"	4.41"	5.39"	3.54"
BMT75MID-2.5"-NH4.33"	2.5"	4.72"	4.41"	6.30"	4.33"
BMT75MID-2.5"-NH4.92"	2.5"	4.72"	4.41"	6.77"	4.92"
BMT85MID-2"-NH4.33"	2"	6.36"	4.88"	6.18"	4.33"
BMT85MID-2.5"-NH4.33"	2.5"	6.36"	4.88"	6.18"	4.33"
BMT85MID-3"-NH4.33"	3"	6.36"	5.12"	6.38"	4.33"
BMT85MID-3"-NH4.53"	3"	6.36"	5.12"	6.69"	4.53"

## BMT Boring Bar Holder, Internal and External Coolant

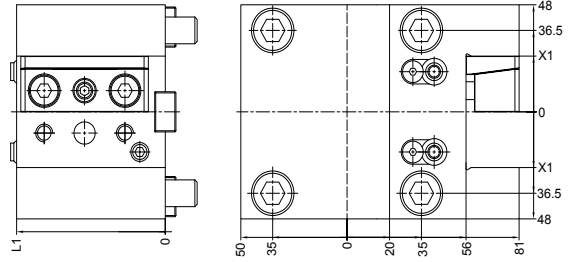
### BMT 内孔刀座, 内出水 + 外出水



Size	D	A	B	C	M
BMT75MID-50-NH90	50	120	112	130	90
BMT75MID-50-NH110	50	120	112	151	110
BMT75MID-50-NH125	50	120	112	166	125
BMT75MID-60-NH90	60	120	112	137	90
BMT75MID-60-NH110	60	120	112	160	110
BMT75MID-60-NH125	60	120	112	172	125
BMT85MID-50-NH110	50	161.5	124	157	110
BMT85MID-60-NH110	60	161.5	124	157	110
BMT85MID-80-NH110	80	161.5	130	162	110
BMT85MID-80-NH115	80	161.5	130	170	115

Size	D	A	B	C	M
BMT75MID-2"-NH3.54"	2"	4.72"	4.41"	5.12"	3.54"
BMT75MID-2"-NH4.33"	2"	4.72"	4.41"	5.94"	4.33"
BMT75MID-2"-NH4.92"	2"	4.72"	4.41"	6.53"	4.92"
BMT75MID-2.5"-NH3.54"	2.5"	4.72"	4.41"	5.39"	3.54"
BMT75MID-2.5"-NH4.33"	2.5"	4.72"	4.41"	6.30"	4.33"
BMT75MID-2.5"-NH4.92"	2.5"	4.72"	4.41"	6.77"	4.92"
BMT85MID-2"-NH4.33"	2"	6.36"	4.88"	6.18"	4.33"
BMT85MID-2.5"-NH4.33"	2.5"	6.36"	4.88"	6.18"	4.33"
BMT85MID-3"-NH4.33"	3"	6.36"	5.12"	6.38"	4.33"
BMT85MID-3"-NH4.53"	3"	6.36"	5.12"	6.69"	4.53"

**BMT Twin Turn Toolholder, External Coolant**  
**BMT 外径双刀座, 外出水**

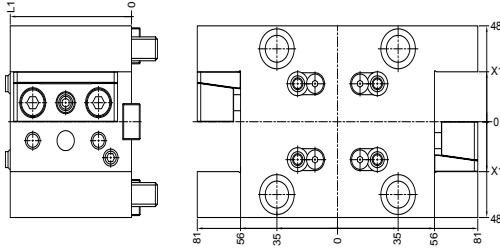


Size	X1	L1
BMT65MOD-25-H70-HASS	25	70

Size	X1	L1
BMT65MOD-1"-H2.76"-HASS	1"	2.76"

**BMT Twin Turn Toolholder, External Coolant**

**BMT 外径双刀座, 外出水**

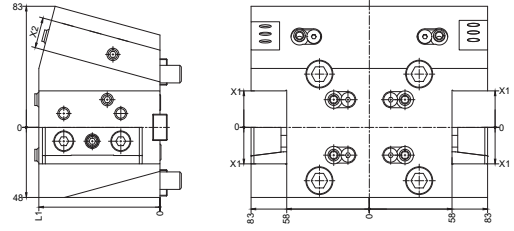



Size	X1	L1
BMT65MOD-25T-H70-HASS	25	70

Size	X1	L1
BMT65MOD-1"T-H70-HASS	1"	2.76"



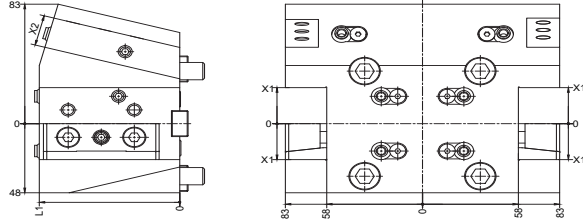

**BMT Half-Index Turning Tool Holder, External Coolant**  
**BMT 外径半分度刀座, 外出水**



Size	X1	X2	L1
BMT65MOD24-25	25	20	85

Size	X1	X2	L1
BMT65MOD24-1"	1"	0.75"	3.35"

**BMT Half-Index Twin Turning Tool Holder, External Coolant**  
**BMT 外径半分度双刀座, 外出水**



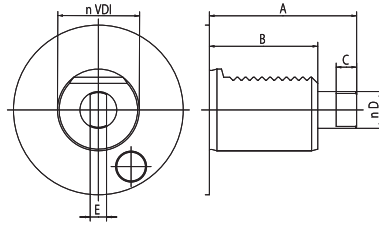
Size	X1	X2	L1
BMT65MOD24-25T	25	20	85

Size	X1	X2	L1
BMT65MOD24-1"T	1"	0.75"	3.35"

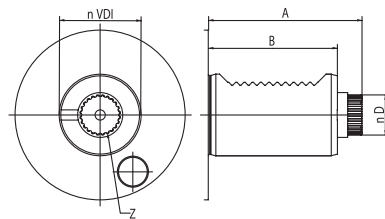
**TOOL HOLDERS**

---

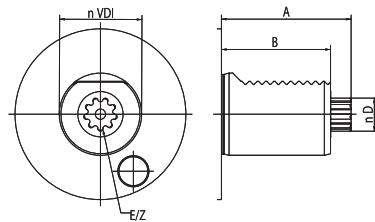
**DRIVEN**

**DIN 1809**


VDI	A	B	C	D	E
30	62	45	8	12	6
40	72	53	10	18	8
50	91	78	13	24	13

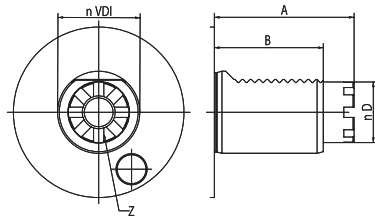
**DIN 5480**


VDI	A	B	D	Z
30	67	55	15.8	18
40	75	63	19.8	24
50	93	78	23.8	18

**DIN 5482**


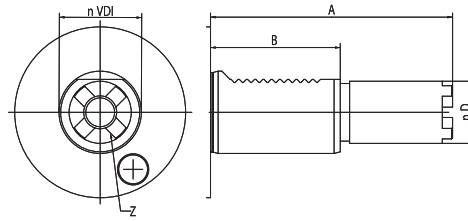
VDI	A	B	D	E	Z
30	55	45	14.5	B15×12	8
40	63	53	16.5	B17×14	9
50	93	78	19.5	B20×17	11

TOEM BARUFFALDI



VDI	A	B	D	Z
30	59	45/53	24	6
40	68	53	32	8
50	84	70	40	8

HAAS



VDI	A	B	D	Z	TIPE
40	104.85	63	30.2	4	1
40	117.55	63	30.2	4	2
40	130.25	63	30.2	4	3

# DRIVEN TOOLING SYSTEM


## DRIVEN 工具系统

DIN1809 DA DRIVEN HEAD.....	004
轴向钻铣动力刀座 .....	004
DIN1809 DR DRIVEN HEAD.....	005
径向钻铣动力刀座 .....	005
DIN1809 DA DRIVEN HEAD .....	006
轴向钻铣动力刀座 .....	006
DIN1809 DR DRIVEN HEAD .....	007
径向钻铣动力刀座 .....	007
DIN1809 DOA DRIVEN HEAD.....	008
轴向偏心钻铣动力刀座 .....	008
DIN1809 DOR DRIVEN HEAD.....	009
径向偏心钻铣动力刀座 .....	009
DIN5480 DA DRIVEN HEAD.....	010
轴向钻铣动力刀座 .....	010
DIN5480 DR DRIVEN HEAD.....	011
径向钻铣动力刀座 .....	011
DIN5480 DOA DRIVEN HEAD.....	012
轴向偏心钻铣动力刀座 .....	012
DIN5480 DOR DRIVEN HEAD .....	013
径向偏心钻铣动力刀座 .....	013
DIN5482 DA DRIVEN HEAD.....	014
轴向钻铣动力刀座 .....	014
DIN5482 DR DRIVEN HEAD .....	015
径向钻铣动力刀座 .....	015
DIN5482 DOA DRIVEN HEAD .....	016
轴向偏心钻铣动力刀座 .....	016
DIN5482 DOR DRIVEN HEAD .....	017
径向偏心钻铣动力刀座 .....	017
TOEM BARUFFALDI DA DRIVEN HEAD.....	018
轴向钻铣动力刀座 .....	018
TOEM BARUFFALDI DA DRIVEN HEAD.....	019
径向钻铣动力刀座 .....	019
TOEM BARUFFALDI DA DRIVEN HEAD.....	020
轴向偏心钻铣动力刀座 .....	020
DTOEM BARUFFALDI DA DRIVEN HEAD.....	021
径向偏心钻铣动力刀座 .....	021
STEPPED HAASDA DRIVEN HEAD.....	022
轴向钻铣动力刀座 .....	022
STEPPED HAASDA DRIVEN HEAD.....	023
径向钻铣动力刀座 .....	023
STEPPED HAAS DOA DRIVEN HEAD.....	024
轴向偏心钻铣动力刀座 .....	024
STEPPED HAAS DOR DRIVEN HEAD.....	025
径向偏心钻铣动力刀座 .....	025

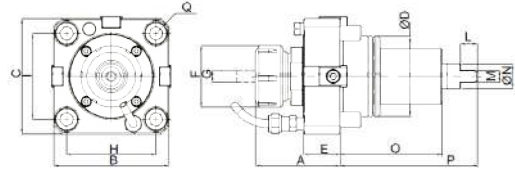


## BMT Axial Driven Head, DIN 1809

### 轴向钻铣动力刀座


  
 DIN1809

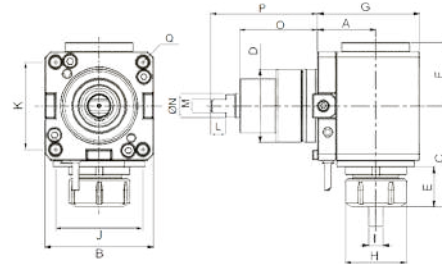
 RPM  
 6000

 I (rev.)  
 1:1


Size	A	B	C	D	E	F	G	H	I	L	M	N	O	P	Q
BMT55-DAER25-56.7	56.7	85	85	55	29	42	ER25	64	64	10	8	17	75	103.5	M10
BMT65-DAER32-68.4	68.5	94	94	65	30	50	ER32	73	70	14	10	20	81	111.5	M12
BMT75-DAER40-78	78	112	112	75	30	63	ER40	90	90	15	14	23	80	110	M12
BMT85-DAER50-108	108	125	125	85	44	78	ER50	100	100	20	16	27.5	96	136	M12

**BMT Radial Driven Head, DIN 1809**  
**径向钻铣动力刀座**

 DIN1809	RPM 6000	I (rev.) 1:1
--	-------------	-----------------




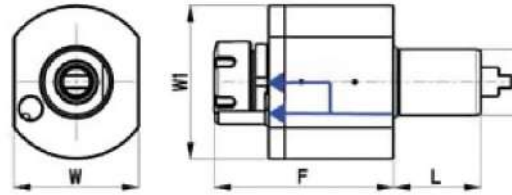
Size	A	B	C	D	E	F	G	H	I	J	K	L	M	N	O	P	Q
BMT55-DRER25-60	60	85	78.5	55	27.5	50	86	42	ER25	64	64	10	8	17	75	103.5	M10
BMT55-DRER25-70	70	85	78.5	55	27.5	50	86	42	ER25	64	64	10	8	17	75	103.5	M10
BMT55-DRER25-85	85	85	78.5	55	27.5	50	86	42	ER25	64	64	10	8	17	75	103.5	M10
BMT65-DRER32-72	72	94	92	65	36	54.5	108	50	ER32	73	70	14	10	20	81	111.5	M12
BMT65-DRER32-100	100	94	92	65	36	54.5	136	50	ER32	73	70	14	10	20	81	111.5	M12
BMT75-DRER40-60	60	112	104	75	41	65	105	63	ER40	90	90	15	14	23	80	110	M12
BMT75-DRER40-90	90	112	104	75	41	65	135	63	ER40	90	90	15	14	23	80	110	M12
BMT75-DRER40-125	125	112	104	75	41	65	170	63	ER40	90	90	15	14	23	80	110	M12
BMT85-DRER40-110	110	125	134.8	85	54.3	75.5	160	78	ER50	100	100	20	16	27.5	96	136	M12



## VDI Axial Driven Head, DIN 1809

### 轴向钻铣动力刀座


	RPM	I (rev.)
DIN1809	6000	1:1

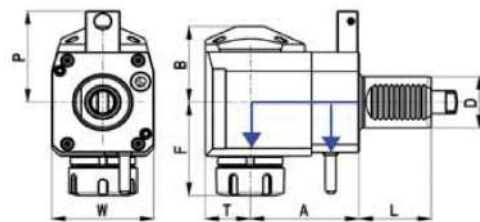


Size	VDI	Collet	F	L	W	W1	Nm	Internal Cooling
VDI30-DAER25-87	30	ER25	87	45	64	68	28	no
VDI30-DAER25K-87	30	ER25	87	45	64	68	28	yes
VDI40-DAER25-105	40	ER25	105	53	80	86	50	no
VDI40-DAER25K-105	40	ER25	105	53	80	86	50	yes
VDI40-DAER32-108	40	ER32	108	53	80	86	50	no
VDI40-DAER32K-108	40	ER32	108	53	80	86	50	yes
VDI40-DAER32-95	40	ER32	95	53	80	86	50	no
VDI40-DAER32K-95	40	ER32	95	53	80	86	50	yes

## VDI Radial Driven Head, DIN 1809

### 径向钻铣动力刀座

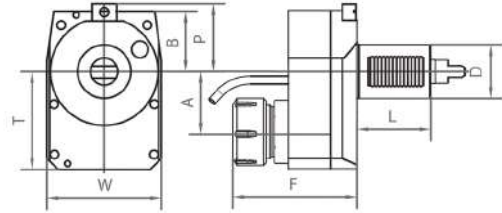
	RPM	I (rev.)
DIN1809	6000	1:1



Size	VDI	Collet	A	B	F	L	P	T	W	Nm	Internal Cooling	Direction
VDI30-DRER25-55	30	ER25	55	48	63	45	48	29	64	28	no	right
VDI30-DRER25K-55	30	ER25	55	51	63	45	48	29	64	28	yes	right
VDI40-DRER25-80	40	ER25	80	59	70	53	71	36	75	50	no	right
VDI40-DRER25K-80	40	ER25	80	62	70	53	71	36	75	50	yes	right
VDI40-DRER32-80	40	ER32	80	59	74	53	71	36	75	50	no	right
VDI40-DRER32K-80	40	ER32	80	62	74	53	71	36	75	50	yes	right
VDI40-DRER25-100	40	ER25	100	59	70	53	-	36	75	50	no	left
VDI40-DRER25K-100	40	ER25	100	62	70	53	-	36	75	50	yes	left
VDI40-DRER32-100	40	ER32	100	59	74	53	-	36	75	50	no	left
VDI40-DRER32K-100	40	ER32	100	62	74	53	-	36	75	50	yes	left

**VDI Axial Driven Head, Offset, DIN 1809**  
**轴向偏心钻铣动力刀座**

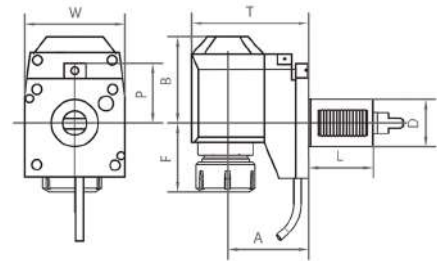
	RPM	I (rev.)
DIN1809	12000	1:2



Size	VDI	Collet	A	B	F	L	P	T	W	Nm	Cooling
VDI30-DOAER25-50-106	30	ER25	50	40	106	45	48	90	78	14	EXT

**VDI Radial Driven Head, Offset, DIN 1809**  
**径向偏心钻铣动力刀座**


	I (rev.)
DIN1809	1:1

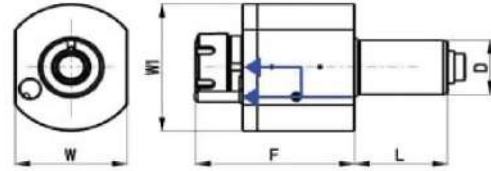


Size	VDI	Collet	A	B	F	L	P	T	W	Nm	RPM	Cooling
VDI30-DORER25-75-40	30	ER25	75	71	40	45	48	101	64	28	6000	no
VDI30-DORER25K-75-40	30	ER25	75	74	40	45	48	101	64	28	6000	yes
VDI40-DORER25-120-37	40	ER25	120	92	37	53	71	120	75	60	4000	no
VDI40-DORER25K-120-37	40	ER25	120	95	37	53	71	120	75	60	4000	yes
VDI40-DORER32-120-41	40	ER32	120	92	41	53	71	120	75	60	4000	no
VDI40-DORER32K-120-41	40	ER32	120	95	41	53	71	120	75	60	4000	yes

## VDI Axial Driven Head, DIN 5480

### 轴向钻铣动力刀座


 DIN5480	RPM 6000	I (rev.) 1:1
--	-------------	-----------------

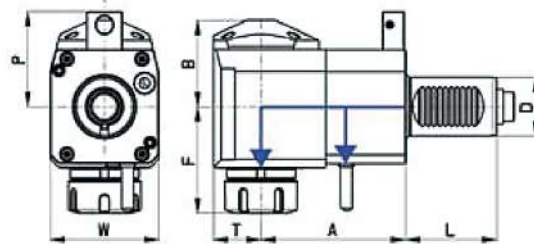


Size	VDI	Collet	F	L	W	W1	Nm	Internal Cooling
VDI30-DAER25-87	30	ER25	87	55	62	69	28	no
VDI30-DAER25K-87	30	ER25	87	55	62	69	28	yes
VDI40-DAER25-105	40	ER25	105	63	76	94	50	no
VDI40-DAER25K-105	40	ER25	105	63	76	94	50	yes
VDI40-DAER32-108	40	ER32	108	63	76	94	50	no
VDI40-DAER32K-108	40	ER32	108	63	76	94	50	yes

## VDI Radial Driven Head, DIN 5480

### 径向钻铣动力刀座

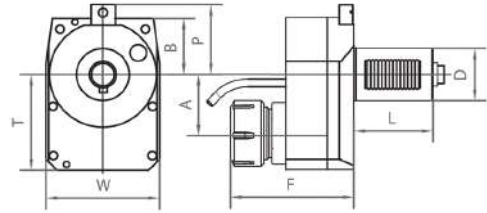
 DIN5480	RPM 6000	I (rev.) 1:1
--	-------------	-----------------



Size	VDI	Collet	A	B	F	L	P	T	W	Nm	Internal Cooling	Direction
VDI30-DRER25-55	30	ER25	55	48	63	55	56	26	64	28	no	right
VDI30-DRER25K-55	30	ER25	55	51	63	55	56	26	64	28	yes	right
VDI30-DRER25-85	30	ER25	85	48	63	55	56	26	64	28	no	right
VDI30-DRER25K-85	30	ER25	85	51	63	55	56	26	64	28	yes	right
VDI30-DRER25-100	30	ER25	100	48	63	55	56	29	64	28	no	right
VDI30-DRER25K-100	30	ER25	100	51	63	55	56	29	64	28	yes	right
VDI40-DRER25-80	40	ER25	80	59	70	63	65	33	75	50	no	right
VDI40-DRER25K-80	40	ER25	80	62	70	63	65	33	75	50	yes	right
VDI40-DRER25-100	40	ER25	100	59	70	63	65	33	75	50	no	right
VDI40-DRER25K-100	40	ER25	100	62	70	63	65	33	75	50	yes	right
VDI40-DRER32-80	40	ER32	80	59	74	63	65	33	75	50	no	right
VDI40-DRER32K-80	40	ER32	80	62	74	63	65	33	75	50	yes	right
VDI40-DRER32-100	40	ER32	100	59	74	63	65	33	75	50	no	right
VDI40-DRER32K-100	40	ER32	100	62	74	63	65	33	75	50	yes	right

**VDI Axial Driven Head, Offset, DIN 5480**  
**轴向偏心钻铣动力刀座**

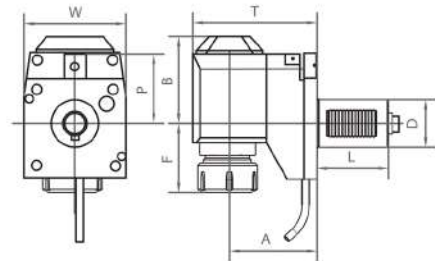
DIN5480	RPM 12000	I (rev.) 1:2
---------	--------------	-----------------



Size	VDI	Collet	A	B	F	L	P	T	W	Nm	Cooling
VDI30-DOAER25-50-102	30	ER25	50	47	102	55	56	90	78	14	EXT

**VDI Radial Driven Head, Offset, DIN 5480**  
**径向偏心钻铣动力刀座**


DIN5480	RPM 6000	I (rev.) 1:1
---------	-------------	-----------------

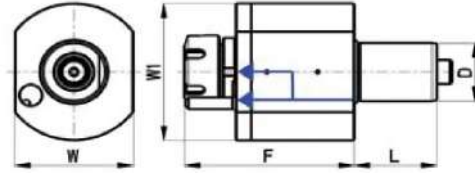


Size	VDI	Collet	A	B	F	L	P	T	W	Nm	Cooling
VDI30-DORER25-75-39.8	30	ER25	75	71	39.8	55	56	101	64	28	EXT
VDI30-DORER25K-75-39.8	30	ER25	75	73.5	39.8	55	56	101	64	28	EXT+INT
VDI40-DORER25-120-36.6	40	ER25	120	92.2	36.6	63	65	153	75	50	EXT
VDI40-DORER25K-120-36.6	40	ER25	120	95.2	36.6	63	65	153	75	50	EXT+INT
VDI40-DORER32-120-40.6	40	ER32	120	92.2	40.6	63	65	153	75	50	EXT
VDI40-DORER32K-120-40.6	40	ER32	120	95.2	40.6	63	65	153	75	50	EXT+INT

## VDI Axial Driven Head, DIN 5482

### 轴向钻铣动力刀座


 DIN5482	RPM 6000	I (rev.) 1:1
--	-------------	-----------------

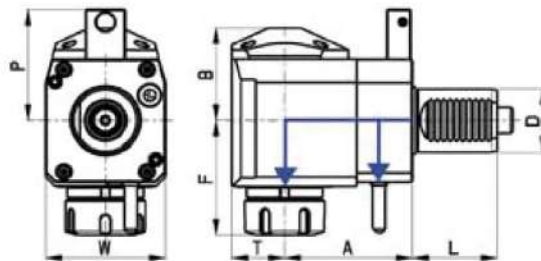


Size	VDI	Collet	F	L	W	W1	Nm	Internal Cooling
VDI30-DAER25-87	30	ER25	87	45	62	69	28	no
VDI30-DAER25K-87	30	ER25	87	45	62	69	28	yes
VDI40-DAER25-105	40	ER25	105	53	76	94	50	no
VDI40-DAER25K-105	40	ER25	105	53	76	94	50	yes
VDI40-DAER32-108	40	ER32	108	53	76	94	50	no
VDI40-DAER32K-108	40	ER32	108	53	76	94	50	yes

## VDI Radial Driven Head, DIN 5482

### 径向钻铣动力刀座

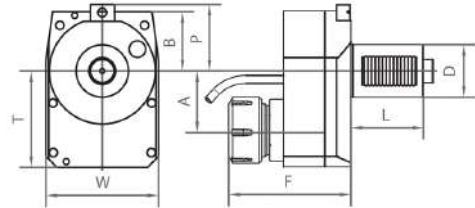
 DIN5482	RPM 6000	I (rev.) 1:1
--	-------------	-----------------



Size	VDI	Collet	A	B	F	L	P	T	W	Nm	Internal Cooling	Direction
VDI30-DRER25-55	30	ER25	55	48	63	45	48	26	64	28	no	right
VDI30-DRER25K-55	30	ER25	55	51	63	45	48	26	64	28	yes	right
VDI40-DRER25-80	40	ER25	80	59	70	53	71	33	75	50	no	right
VDI40-DRER25K-80	40	ER25	80	62	70	53	71	33	75	50	yes	right
VDI40-DRER32-80	40	ER32	80	59	74	53	71	33	75	50	no	right
VDI40-DRER32K-80	40	ER32	80	62	74	53	71	33	75	50	yes	right

**VDI Axial Driven Head, Offset, DIN 5482**  
**轴向偏心钻铣动力刀座**

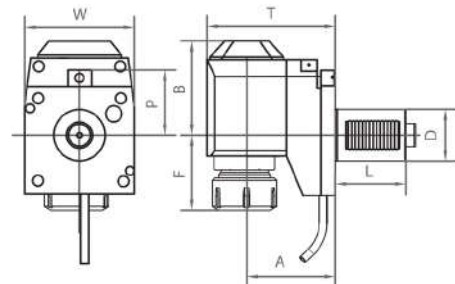
	RPM	I (rev.)
DIN5482	12000	1:2



Size	VDI	Collet	A	B	F	L	P	T	W	Nm	Cooling
VDI30-DOAER25-50-102	30	ER25	50	40	102	45	48	90	78	14	EXT

**VDI Radial Driven Head, Offset, DIN 5482**  
**径向偏心钻铣动力刀座**

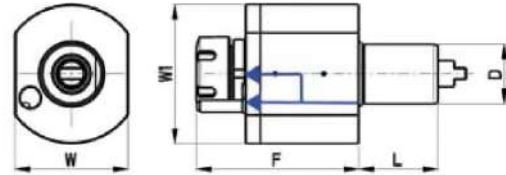
	I (rev.)
DIN 5482	1:1



Size	VDI	Collet	A	B	F	L	P	T	W	Nm	RPM	Cooling
VDI30-DORER25-75-40	30	ER25	75	71	40	45	48	101	64	28	6000	no
VDI30-DORER25K-75-40	30	ER25	75	74	40	45	48	101	64	28	6000	yes
VDI40-DORER25-120-37	40	ER25	120	92	37	53	71	125.5	75	60	4000	no
VDI40-DORER25K-120-37	40	ER25	120	95	37	53	71	125.5	75	60	4000	yes
VDI40-DORER32-120-41	40	ER32	120	92	41	53	71	125.5	75	60	4000	no
VDI40-DORER32K-120-41	40	ER32	120	95	41	53	71	125.5	75	60	4000	yes

### VDI Axial Driven Head, TOEM 轴向钻铣动力刀座

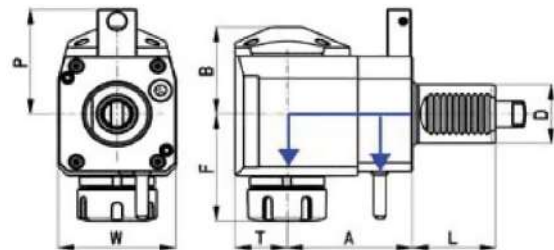
	RPM	I (rev.)
TOEM BARUFFALDI	6000	1:1



Size	VDI	Collet	F	L	W	W1	Nm	Internal Cooling	Z
VDI30-DAER25-87	30	ER25	87	45	64	68	28	no	6
VDI30-DAER25K-87	30	ER25	87	45	64	68	28	yes	6
VDI40-DAER25-105	40	ER25	105	53	80	86	50	no	8
VDI40-DAER25K-105	40	ER25	105	53	80	86	50	yes	8
VDI40-DAER32-108	40	ER32	108	53	80	86	50	no	8
VDI40-DAER32K-108	40	ER32	108	53	80	86	50	yes	8

### VDI Radial Driven Head, TOEM 径向钻铣动力刀座

	RPM	I (rev.)
TOEM BARUFFALDI	6000	1:1



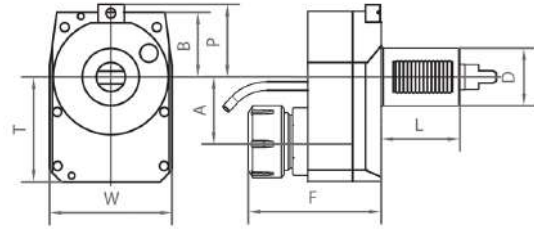
Size	VDI	Collet	A	B	F	L	P	T	W	Nm	Internal Cooling	Direction	Z
VDI30-DRER25-55	30	ER25	55	48	63	45	48	29	64	28	no	right	6
VDI30-DRER25K-55	30	ER25	55	51	63	45	48	29	64	28	yes	right	6
VDI40-DRER25-80	40	ER25	80	59	70	53	71	36	75	50	no	right	8
VDI40-DRER25K-80	40	ER25	80	62	70	53	71	36	75	50	yes	right	8
VDI40-DRER32-80	40	ER32	80	59	74	53	71	36	75	50	no	right	8
VDI40-DRER32K-80	40	ER32	80	62	74	53	71	36	75	50	yes	right	8



**VDI Axial Driven Head, Offset, TOEM**  
**轴向偏心钻铣动力刀座**



	RPM	I (rev.)
TOEM BARUFFALDI	12000	1:2

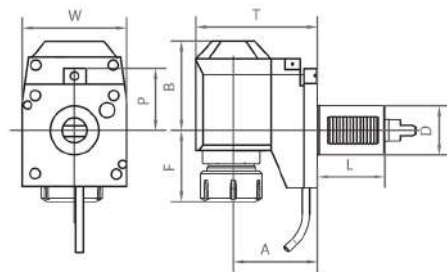


Size	VDI	Collet	A	B	F	L	P	T	W	Nm	Cooling	Z
VDI30-DOAER25-50-106	30	ER25	50	40	106	45	48	90	78	14	EXT	6

**VDI Radial Driven Head, Offset, TOEM**  
**径向偏心钻铣动力刀座**




	RPM	I (rev.)
TOEM BARUFFALDI	6000	

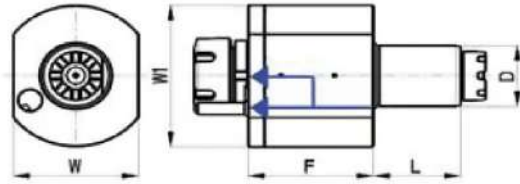


Size	VDI	Collet	A	B	F	L	P	T	W	Nm	Cooling	Z
VDI30-DORER25-75-40	30	ER25	75	71	40	45	48	101	64	28	no	
VDI30-DORER25K-75-40	30	ER25	75	74	40	45	48	101	64	28	yes	
VDI40-DORER25-120-37	40	ER25	120	92	37	53	71	120	75	60	no	
VDI40-DORER25K-120-37	40	ER25	120	95	37	53	71	120	75	60	yes	6
VDI40-DORER32-120-41	40	ER32	120	92	41	53	71	120	75	60	no	6
VDI40-DORER32K-120-41	40	ER32	120	95	41	53	71	120	75	60	yes	-
												-
												-
												-
												-



**VDI Axial Driven Head, STEPPED HAAS**
**轴向钻铣动力刀座**


	RPM	I (rev.)
STEPPED HAAS	6000	1:1

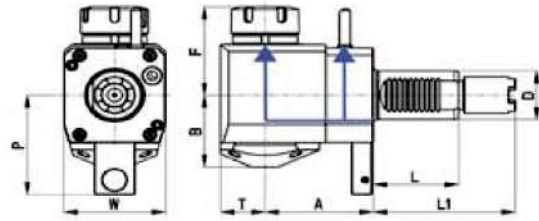


Size	VDI	Collet	F	L	L1	W	W1	Nm	Internal Cooling
VDI40-DAER25-105	40	ER25	105	63	104.85	76	94	50	no
VDI40-DAER25K-105	40	ER25	105	63	104.85	76	94	50	yes
VDI40-DAER32-108	40	ER32	108	63	104.85	76	94	50	no
VDI40-DAER32K-108	40	ER32	108	63	104.85	76	94	50	yes
VDI40-DAER25-105L	40	ER25	105	63	117.55	76	94	50	no
VDI40-DAER25K-105L	40	ER25	105	63	117.55	76	94	50	yes
VDI40-DAER32-108L	40	ER32	108	63	117.55	76	94	50	no
VDI40-DAER32K-108L	40	ER32	108	63	117.55	76	94	50	yes
VDI40-DAER25-105EL	40	ER25	105	63	130.25	76	94	50	no
VDI40-DAER25K-105EL	40	ER25	105	63	130.25	76	94	50	yes
VDI40-DAER32-108EL	40	ER32	108	63	130.25	76	94	50	no
VDI40-DAER32K-108EL	40	ER32	108	63	130.25	76	94	50	yes

## VDI Radial Driven Head, STEPPED HAAS 径向钻铣动力刀座



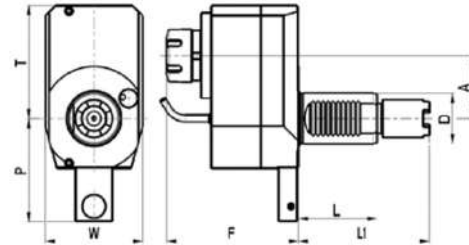
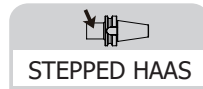
 STEPPED HAAS	RPM 6000	I (rev.) 1:1
---	-------------	-----------------



Size	VDI	Collet	A	B	F	L	L1	P	T	W	Nm	Internal Cooling	Direction
VDI40-DRER25-69	40	ER25	69	59	70	63	104.85	82	36	75	60	no	left
VDI40-DRER25K-69	40	ER25	69	62	70	63	104.85	82	36	75	50	yes	left
VDI40-DRER32-69	40	ER32	69	59	74	63	104.85	82	36	75	50	no	left
VDI40-DRER32K-69	40	ER32	69	62	74	63	104.85	82	36	75	50	yes	left
VDI40-DRER25-69L	40	ER25	69	59	70	63	117.55	82	36	75	50	no	left
VDI40-DRER25K-69L	40	ER25	69	62	70	63	117.55	82	36	75	50	yes	left
VDI40-DRER32-69L	40	ER32	69	59	74	63	117.55	82	36	75	50	no	left
VDI40-DRER32K-69L	40	ER32	69	62	74	63	117.55	82	36	75	50	yes	left
VDI40-DRER25-69EL	40	ER32	69	59	70	63	130.25	82	36	75	50	no	left
VDI40-DRER25K-69EL	40	ER25	69	62	70	63	130.25	82	36	75	50	yes	left
VDI40-DRER32-69EL	40	ER25	69	59	74	63	130.25	82	36	75	50	no	left
VDI40-DRER32K-69EL	40	ER32	69	62	74	63	130.25	82	36	75	50	yes	left
VDI40-DRER25-80	40	ER25	80	59	70	63	104.85	82	33	75	50	no	left
VDI40-DRER25K-80	40	ER25	80	62	70	63	104.85	82	33	75	50	yes	left
VDI40-DRER32-80	40	ER32	80	59	74	63	104.85	82	33	75	50	no	left
VDI40-DRER32K-80	40	ER32	80	62	74	63	104.85	82	33	75	50	yes	left
VDI40-DRER25-80L	40	ER25	80	59	70	63	117.55	82	33	75	50	no	left
VDI40-DRER25K-80L	40	ER25	80	62	70	63	117.55	82	33	75	50	yes	left
VDI40-DRER32-80L	40	ER32	80	59	74	63	117.55	82	33	75	50	no	left
VDI40-DRER32K-80L	40	ER32	80	62	74	63	117.55	82	33	75	50	yes	left
VDI40-DRER25-80EL	40	ER25	80	59	70	63	130.25	82	33	75	50	no	left
VDI40-DRER25K-80EL	40	ER25	80	62	70	63	130.25	82	33	75	50	yes	left
VDI40-DRER32-80EL	40	ER32	80	59	74	63	130.25	82	33	75	50	no	left
VDI40-DRER32K-80EL	40	ER32	80	62	74	63	130.25	82	33	75	50	yes	left

### VDI Axial Driven Head, Offset, STEPPED HAAS

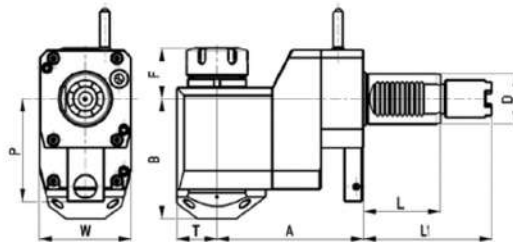
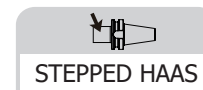
#### 轴向偏心钻铣动力刀座



Size	VDI	Collet	A	F	L	L1	P	T	W	Cooling	Direction
VDI40-DOAER25-50-63	40	ER25	50	106	63	140.85	82	90	78	no	left
VDI40-DOAER25K-50-63	40	ER25	50	106	63	140.85	82	90	78	yes	left
VDI40-DOAER25-50-63L	40	ER25	50	106	63	117.55	82	90	78	no	left
VDI40-DOAER25K-50-63L	40	ER25	50	106	63	117.55	82	90	78	yes	left
VDI40-DOAER25-50-63EL	40	ER25	50	106	63	130.25	82	90	78	no	left
VDI40-DOAER25K-50-63EL	40	ER25	50	106	63	130.25	82	90	78	yes	left

### VDI Radial Driven Head, Offset, STEPPED HAAS

#### 径向偏心钻铣动力刀座



Size	VDI	Collet	A	B	F	L	L1	P	T	W	Cooling	Direction
VDI40-DORER25-120-37	40	ER25	120	92	37	63	104.85	82	33	75	no	left
VDI40-DORER25K-120-37	40	ER25	120	95	37	63	104.85	82	33	75	yes	left
VDI40-DORER32-120-37	40	ER32	120	92	41	63	104.85	82	33	75	no	left
VDI40-DORER32K-120-37	40	ER32	120	95	41	63	104.85	82	33	75	yes	left
VDI40-DORER25-120-37L	40	ER25	120	92	37	63	117.55	82	33	75	no	left
VDI40-DORER25K-120-37L	40	ER25	120	95	37	63	117.55	82	33	75	yes	left
VDI40-DORER32-120-37L	40	ER32	120	92	41	63	117.55	82	33	75	no	left
VDI40-DORER32K-120-37L	40	ER32	120	95	41	63	117.55	82	33	75	yes	left
VDI40-DORER25-120-37EL	40	ER25	120	92	37	63	130.25	82	33	75	no	left
VDI40-DORER25K-120-37EL	40	ER25	120	95	37	63	130.25	82	33	75	yes	left
VDI40-DORER32-120-37EL	40	ER32	120	92	41	63	130.25	82	33	75	no	left
VDI40-DORER32K-120-37EL	40	ER32	120	95	41	63	130.25	82	33	75	yes	left

# SHRINK

## TOOL HOLDERS

# SHRINK TOOLING SYSTEM


## 热缩工具系统

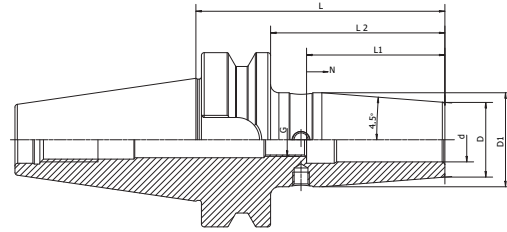
Shrink Fit Chuck 4.5° .....	004
热缩刀柄, 标准型 .....	004
Shrink Chuck, 3° .....	044
热缩刀柄 3 度, 细长型 .....	044
Shrink Fit Extension.....	054
3° 直柄热缩延长杆 .....	054
Module Shrink Chuck.....	057
法兰热缩刀柄 .....	057
Shrink Fit ER Collet.....	058
ER 热缩夹头 .....	058
Shrink Fit ER Collet Extension.....	060
ER 热缩延长杆 .....	060
Shrink Chuck Set .....	062
热缩刀柄套装 .....	062
Shrink Chuck Taper .....	064
分体热缩本体, 标准型 .....	064
Shrink Chuck Taper, Coolant.....	065
分体热缩本体, 端面出水型 .....	065
Shrink Chuck Extension .....	072
分体热缩延长杆 .....	072
Shrink Chuck, 3°, Slim, Form A.....	078
热缩刀柄 3 度, 薄壁 A 型 .....	078
Shrink Chuck, 3°, Slim, Form B.....	096
热缩刀柄 3 度, 薄壁 B 型 .....	096
Shrink Chuck, 3°, Regular, Form A .....	114
热缩刀柄 3 度, 标准 A 型 .....	114
Shrink Chuck, 3°, Regular, Form B .....	126
热缩刀柄 3 度, 标准 B 型 .....	126
Shrink Chuck, 3°, Regular, Coolant.....	140
热缩刀柄 3 度, 端面出水型 .....	140
Shrink Chuck, Curved .....	155
热缩刀柄, 曲线型 .....	155



**SHRINK**

**Shrink Fit Chuck 4.5°**
**热缩刀柄, 标准型**

A ↗ ≤0.003	G Value G2.5	 AD AD/B
---------------	-----------------	--

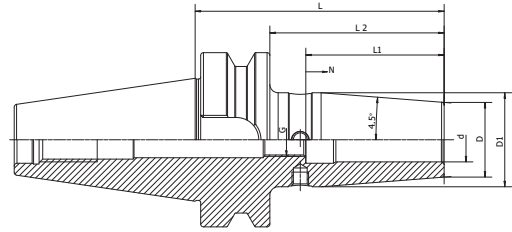


Size	d	D	D1	L	L2	L1	N	G
BT30-SF03-80	3	15	20	80	58	-	-	-
BT30-SF04-80	4	15	20	80	58	-	-	-
BT30-SF05-80	5	15	20	80	58	-	-	-
BT30-SF06-80	6	21	27	80	58	36	10	M5
BT30-SF08-80	8	21	27	80	58	36	10	M6
BT30-SF10-80	10	24	30.5	80	58	42	10	M8x1
BT30-SF12-80	12	24	30.5	80	58	47	10	M10x1
BT30-SF14-80	14	27	33.5	80	58	47	10	M10x1
BT30-SF16-80	16	27	33.5	80	58	50	10	M12x1
BT30-SF18-80	18	33	39.5	80	58	50	10	M12x1
BT30-SF20-80	20	33	39.5	80	58	52	10	M16x1
BT40-SF03-80	3	15	20	80	53	-	-	-
BT40-SF04-80	4	15	20	80	53	-	-	-
BT40-SF05-80	5	15	20	80	53	-	-	-
BT40-SF06-90	6	21	27	90	63	36	10	M5
BT40-SF08-90	8	21	27	90	63	36	10	M6
BT40-SF10-90	10	24	31	90	63	42	10	M8x1
BT40-SF12-90	12	24	31	90	63	47	10	M10x1
BT40-SF14-90	14	27	34	90	63	47	10	M10x1
BT40-SF16-90	16	27	34	90	63	50	10	M12x1
BT40-SF18-90	18	33	40	90	63	50	10	M12x1
BT40-SF20-90	20	33	40	90	63	52	10	M16x1
BT40-SF25-100	25	44	53	100	73	58	10	M16x1
BT40-SF32-100	32	44	53	100	73	62	10	M16x1
BT40-SF03-120	3	15	20	120	93	-	-	-
BT40-SF04-120	4	15	20	120	93	-	-	-
BT40-SF05-120	5	15	20	120	93	-	-	-
BT40-SF06-120	6	21	27	120	93	36	10	M5

**Shrink Fit Chuck 4.5°**

热缩刀柄, 标准型


A ↗ ≤0.003	G Value G2.5	AD AD/B
---------------	-----------------	---------

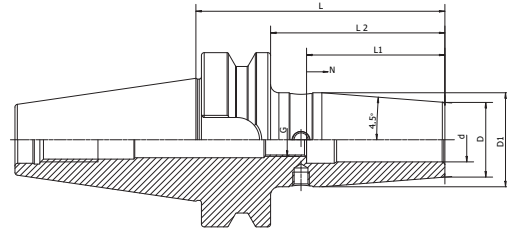


Size	d	D	D1	L	L2	L1	N	G
BT40-SF08-120	8	21	27	120	93	36	10	M6
BT40-SF10-120	10	24	32	120	93	42	10	M8x1
BT40-SF12-120	12	24	32	120	93	47	10	M10x1
BT40-SF14-120	14	27	34	120	93	47	10	M10x1
BT40-SF16-120	16	27	34	120	93	50	10	M12x1
BT40-SF18-120	18	33	42	120	93	50	10	M12x1
BT40-SF20-120	20	33	42	120	93	52	10	M16x1
BT40-SF25-120	25	44	53	120	93	58	10	M16x1
BT40-SF32-120	32	44	53	120	93	62	10	M16x1
BT40-SF03-160	3	15	25	160	133	-	-	-
BT40-SF04-160	4	15	25	160	133	-	-	-
BT40-SF05-160	5	15	25	160	133	-	-	-
BT40-SF06-160	6	21	32	160	133	36	10	M5
BT40-SF08-160	8	21	32	160	133	36	10	M6
BT40-SF10-160	10	24	34	160	133	42	10	M8x1
BT40-SF12-160	12	24	34	160	133	47	10	M10x1
BT40-SF14-160	14	27	42	160	133	47	10	M10x1
BT40-SF16-160	16	27	42	160	133	50	10	M12x1
BT40-SF18-160	18	33	51	160	133	50	10	M12x1
BT40-SF20-160	20	33	51	160	133	52	10	M16x1
BT40-SF25-160	25	44	53	160	133	58	10	M16x1
BT40-SF32-160	32	44	60	160	133	62	10	M16x1
BT40-SF06-200	6	21	32	200	173	36	10	M5
BT40-SF08-200	8	21	32	200	173	36	10	M6
BT40-SF10-200	10	24	34	200	173	42	10	M8x1
BT40-SF12-200	12	24	34	200	173	47	10	M10x1
BT40-SF14-200	14	27	42	200	173	47	10	M10x1
BT40-SF16-200	16	27	42	200	173	50	10	M12x1
BT40-SF18-200	18	33	51	200	173	50	10	M12x1
BT40-SF20-200	20	33	51	200	173	52	10	M16x1
BT40-SF25-200	25	44	53	200	173	58	10	M16x1
BT40-SF32-200	32	44	60	200	173	62	10	M16x1

SHRINK

**Shrink Fit Chuck 4.5°**
**热缩刀柄, 标准型**

A ↗ ≤0.003	G Value G2.5	 AD AD/B
---------------	-----------------	--

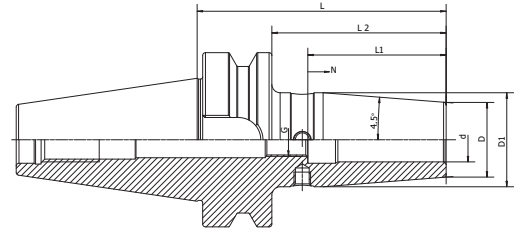


Size	d	D	D1	L	L2	L1	N	G
BT50-SF03-100	3	15	20	100	62	-	-	-
BT50-SF04-100	4	15	20	100	62	-	-	-
BT50-SF05-100	5	15	20	100	62	-	-	-
BT50-SF06-100	6	21	27	100	62	36	10	M5
BT50-SF08-100	8	21	27	100	62	36	10	M6
BT50-SF10-100	10	24	30.5	100	62	42	10	M8x1
BT50-SF12-100	12	24	30.5	100	62	47	10	M10x1
BT50-SF14-100	14	27	34	100	62	47	10	M10x1
BT50-SF16-100	16	27	34	100	62	50	10	M12x1
BT50-SF18-100	18	33	40	100	62	50	10	M12x1
BT50-SF20-100	20	33	40	100	62	52	10	M16x1
BT50-SF25-120	25	44	53	120	82	58	10	M16x1
BT50-SF32-120	32	44	53	120	82	62	10	M16x1
BT50-SF03-120	3	15	20	120	82	-	-	-
BT50-SF04-120	4	15	20	120	82	-	-	-
BT50-SF05-120	5	15	20	120	82	-	-	-
BT50-SF06-120	6	21	27	120	82	36	10	M5
BT50-SF08-120	8	21	27	120	82	36	10	M6
BT50-SF10-120	10	24	32	120	82	42	10	M8x1
BT50-SF12-120	12	24	32	120	82	47	10	M10x1
BT50-SF14-120	14	27	34	120	82	47	10	M10x1
BT50-SF16-120	16	27	34	120	82	50	10	M12x1
BT50-SF18-120	18	33	42	120	82	50	10	M12x1
BT50-SF20-120	20	33	42	120	82	52	10	M16x1



**Shrink Fit Chuck 4.5°**  
**热缩刀柄, 标准型**

A ↗ ≤0.003	G Value G2.5	AD AD/B
---------------	-----------------	---------

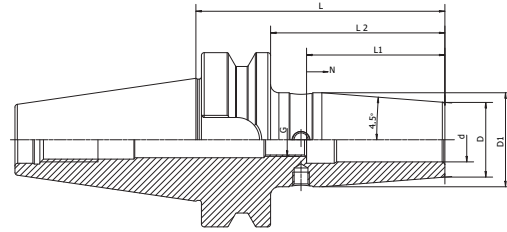


Size	d	D	D1	L	L2	L1	N	G
BT50-SF03-160	3	15	25	160	122	-	-	-
BT50-SF04-160	4	15	25	160	122	-	-	-
BT50-SF05-160	5	15	25	160	122	-	-	-
BT50-SF06-160	6	21	32	160	122	36	10	M5
BT50-SF08-160	8	21	32	160	122	36	10	M6
BT50-SF10-160	10	24	34	160	122	42	10	M8x1
BT50-SF12-160	12	24	34	160	122	47	10	M10x1
BT50-SF14-160	14	27	42	160	122	47	10	M10x1
BT50-SF16-160	16	27	42	160	122	50	10	M12x1
BT50-SF18-160	18	33	49	160	122	50	10	M12x1
BT50-SF20-160	20	33	49	160	122	52	10	M16x1
BT50-SF25-160	25	44	60	160	122	58	10	M16x1
BT50-SF32-160	32	44	60	160	122	62	10	M16x1
BT50-SF06-200	6	21	32	200	162	36	10	M5
BT50-SF08-200	8	21	32	200	162	36	10	M6
BT50-SF10-200	10	24	34	200	162	42	10	M8x1
BT50-SF12-200	12	24	34	200	162	47	10	M10x1
BT50-SF14-200	14	27	42	200	162	47	10	M10x1
BT50-SF16-200	16	27	42	200	162	50	10	M12x1
BT50-SF18-200	18	33	51	200	162	50	10	M12x1
BT50-SF20-200	20	33	51	200	162	52	10	M16x1
BT50-SF25-200	25	44	60	200	162	58	10	M16x1

**SHRINK**

**Shrink Fit Chuck 4.5°**
**热缩刀柄, 标准型**

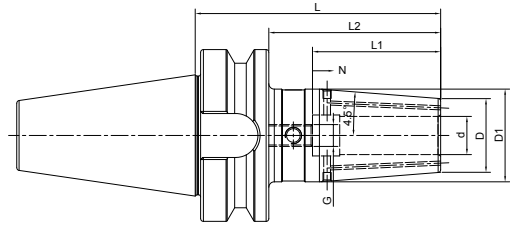
A ↗ ≤0.003	G Value G2.5	AD AD/B
---------------	-----------------	---------



Size	d	D	D1	L	L2	L1	N	G
BT30-SF1/4"-3.15"	1/4"	0.83"	1.06"	3.15"	2.28"	1.42"	0.39"	M5
BT30-SF3/8"-3.15"	3/8"	0.95"	1.26"	3.15"	2.28"	1.65"	0.39"	M8 x 1
BT30-SF1/2"-3.15"	1/2"	0.94"	1.34"	3.15"	2.28"	1.85"	0.39"	M10 x 1
BT30-SF5/8"-3.15"	5/8"	1.06"	1.34"	3.15"	2.28"	1.97"	0.39"	M12 x 1
BT30-SF3/4"-3.15"	3/4"	1.29"	1.62"	3.15"	2.28"	2.04"	0.39"	M16 x 2.0
BT40-SF3/16"-3.54	3/16"	0.43"	0.75"	3.54"	2.67"	0.79"	-	M6 x 1.0
BT40-SF1/4"-3.54	1/4"	0.82"	1.06"	3.54"	2.67"	1.42"	0.39"	M5 x 0.8
BT40-SF3/8"-3.54	3/8"	0.94"	1.25"	3.54"	2.67"	1.65"	0.39"	-
BT40-SF1/2"-3.54	1/2"	1.10"	1.34"	3.54"	2.67"	1.85"	0.39"	M10 x 1.5
BT40-SF5/8"-3.54	5/8"	1.06"	1.34"	3.54"	2.67"	1.96"	0.39"	M12 x 1.75
BT40-SF3/4"-3.54	3/4"	1.29"	1.65"	3.54"	2.67"	2.04"	0.39"	M16 x 2.0
BT40-SF1.0"-3.54	1.0"	1.73"	2.08"	3.54"	2.67"	2.28"	0.39"	M20 x 2.0
BT40-SF1-1/4"-4.13	1-1/4"	1.81"	2.08"	4.13"	3.26"	2.28"	0.39"	M20 x 2.0
BT40-SF1/8"-6.3"	1/8"	0.36"	0.63"	6"	5.13"	0.70"	-	M6 x 1.0
BT40-SF3/16"-6.3"	3/16"	0.43"	0.70"	6"	5.13"	0.79"	-	M6 x 1.0
BT40-SF1/4"-6.3"	1/4"	0.49"	0.83"	6"	5.13"	1.42"	0.39"	M5 x 0.8
BT40-SF3/8"-6.3"	3/8"	0.61"	0.94"	6"	5.13"	1.65"	0.39"	M8 x 1.25
BT40-SF1/2"-6.3"	1/2"	0.74"	1.06"	6"	5.13"	1.85"	0.39"	M10 x 1.5
BT40-SF5/8"-6.3"	5/8"	1.06"	1.34"	6"	5.13"	1.96"	0.39"	M12 x 1.75
BT40-SF3/4"-6.3"	3/4"	1.29"	1.65"	6"	5.13"	1.65"	0.39"	M16 x 2.0
BT40-SF1"-6.3"	1"	1.73"	2.09"	6"	5.13"	2.28"	0.39"	M20 x 2.0

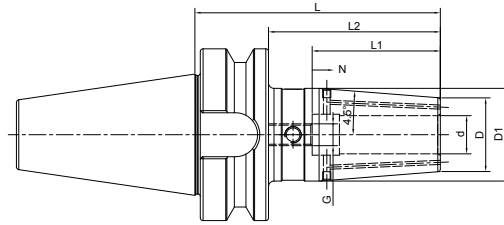
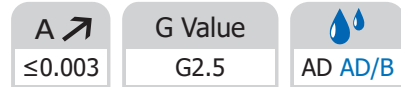
**Shrink Fit Chuck 4.5° , Coolant**  
**热缩刀柄, 端面出水型**

A ↗ ≤0.003	G Value G2.5	AD AD/B
---------------	-----------------	---------



Size	d	D	D1	L	L2	L1	N	G
BT40-SF03-80K	3	15	20	80	53	-	-	-
BT40-SF04-80K	4	15	20	80	53	-	-	-
BT40-SF05-80K	5	15	20	80	53	-	-	-
BT40-SF06-90K	6	21	27	90	63	36	10	M5
BT40-SF08-90K	8	21	27	90	63	36	10	M6
BT40-SF10-90K	10	24	32	90	63	42	10	M8x1
BT40-SF12-90K	12	24	32	90	63	47	10	M10x1
BT40-SF14-90K	14	27	34	90	63	47	10	M10x1
BT40-SF16-90K	16	27	34	90	63	50	10	M12x1
BT40-SF18-90K	18	33	42	90	63	50	10	M12x1
BT40-SF20-90K	20	33	42	90	63	52	10	M16x1
BT40-SF25-100K	25	44	53	100	73	58	10	M16x1
BT40-SF32-100K	32	44	53	100	73	62	10	M16x1
BT40-SF06-120K	6	21	27	120	93	36	10	M5
BT40-SF08-120K	8	21	27	120	93	36	10	M6
BT40-SF10-120K	10	24	32	120	93	42	10	M8x1
BT40-SF12-120K	12	24	32	120	93	47	10	M10x1
BT40-SF14-120K	14	27	34	120	93	47	10	M10x1
BT40-SF16-120K	16	27	34	120	93	50	10	M12x1
BT40-SF18-120K	18	33	42	120	93	50	10	M12x1
BT40-SF20-120K	20	33	42	120	93	52	10	M16x1
BT40-SF25-120K	25	44	53	120	93	58	10	M16x1
BT40-SF32-120K	32	44	53	120	93	62	10	M16x1
BT40-SF06-160K	6	21	32	160	133	36	10	M5
BT40-SF08-160K	8	21	32	160	133	36	10	M6
BT40-SF10-160K	10	24	34	160	133	42	10	M8x1
BT40-SF12-160K	12	24	34	160	133	47	10	M10x1
BT40-SF14-160K	14	27	42	160	133	47	10	M10x1
BT40-SF16-160K	16	27	42	160	133	50	10	M12x1
BT40-SF18-160K	18	33	51	160	133	50	10	M12x1
BT40-SF20-160K	20	33	51	160	133	52	10	M16x1
BT40-SF25-160K	25	44	53	160	133	58	10	M16x1
BT40-SF32-160K	32	44	53	160	133	62	10	M16x1

SHRINK

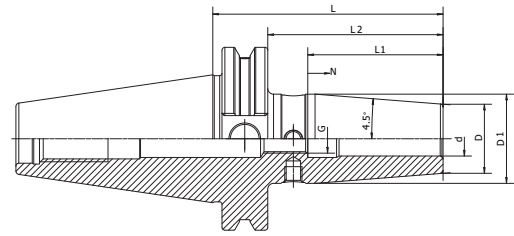
**Shrink Fit Chuck 4.5° , Coolant**
**热缩刀柄, 端面出水型**


Size	d	D	D1	L	L2	L1	N	G
BT50-SF06-100K	6	21	27	100	62	36	10	M5
BT50-SF08-100K	8	21	27	100	62	36	10	M6
BT50-SF10-100K	10	24	32	100	62	42	10	M8x1
BT50-SF12-100K	12	24	32	100	62	47	10	M10x1
BT50-SF14-100K	14	27	34	100	62	47	10	M10x1
BT50-SF16-100K	16	27	34	100	62	50	10	M12x1
BT50-SF18-100K	18	33	42	100	62	50	10	M12x1
BT50-SF20-100K	20	33	42	100	62	52	10	M16x1
BT50-SF25-110K	25	44	53	110	72	58	10	M16x1
BT50-SF32-110K	32	44	53	110	72	62	10	M16x1
BT50-SF06-120K	6	21	27	120	82	36	10	M5
BT50-SF08-120K	8	21	27	120	82	36	10	M6
BT50-SF10-120K	10	24	32	120	82	42	10	M8x1
BT50-SF12-120K	12	24	32	120	82	47	10	M10x1
BT50-SF14-120K	14	27	34	120	82	47	10	M10x1
BT50-SF16-120K	16	27	34	120	82	50	10	M12x1
BT50-SF18-120K	18	33	42	120	82	50	10	M12x1
BT50-SF20-120K	20	33	42	120	82	52	10	M16x1
BT50-SF25-120K	25	44	53	120	82	58	10	M16x1
BT50-SF32-120K	32	44	53	120	82	62	10	M16x1
BT50-SF06-160K	6	21	32	160	122	36	10	M5
BT50-SF08-160K	8	21	32	160	122	36	10	M6
BT50-SF10-160K	10	24	34	160	122	42	10	M8x1
BT50-SF12-160K	12	24	34	160	122	47	10	M10x1
BT50-SF14-160K	14	27	42	160	122	47	10	M10x1
BT50-SF16-160K	16	27	42	160	122	50	10	M12x1
BT50-SF18-160K	18	33	51	160	122	50	10	M12x1
BT50-SF20-160K	20	33	51	160	122	52	10	M16x1
BT50-SF25-160K	25	44	60	160	122	58	10	M16x1
BT50-SF32-160K	32	44	60	160	122	62	10	M16x1

**Shrink Fit Chuck 4.5°**

热缩刀柄, 标准型


A ↗ ≤0.003	G Value G2.5	AD AD/B
---------------	-----------------	---------

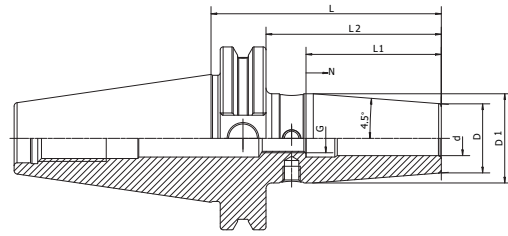


Size	d	D	D1	L	L2	L1	N	G
SK30-SF03-80	3	15	20	80	60.9	-	-	-
SK30-SF04-80	4	15	20	80	60.9	-	-	-
SK30-SF05-80	5	15	20	80	60.9	-	-	-
SK30-SF06-80	6	21	27	80	60.9	36	10	M5
SK30-SF08-80	8	21	27	80	60.9	36	10	M6
SK30-SF10-80	10	24	32	80	60.9	42	10	M8x1
SK30-SF12-80	12	24	32	80	60.9	47	10	M10x1
SK30-SF14-80	14	27	34	80	60.9	47	10	M10x1
SK30-SF16-80	16	27	34	80	60.9	50	10	M12x1
SK30-SF18-80	18	33	42	80	60.9	50	10	M12x1
SK30-SF20-80	20	33	42	80	60.9	52	10	M16x1
SK30-SF03-120	3	15	20	120	100.9	-	-	-
SK30-SF04-120	4	15	20	120	100.9	-	-	-
SK30-SF05-120	5	15	20	120	100.9	-	-	-
SK30-SF06-120	6	21	27	120	100.9	36	10	M5
SK30-SF08-120	8	21	27	120	100.9	36	10	M6
SK30-SF10-120	10	24	32	120	100.9	42	10	M8x1
SK30-SF12-120	12	24	32	120	100.9	47	10	M10x1
SK30-SF16-120	16	27	34	120	100.9	50	10	M12x1
SK40-SF03-80	3	15	20	80	60.9	-	-	-
SK40-SF04-80	4	15	20	80	60.9	-	-	-
SK40-SF05-80	5	15	20	80	60.9	-	-	-
SK40-SF06-80	6	21	27	80	60.9	36	10	M5
SK40-SF08-80	8	21	27	80	60.9	36	10	M6
SK40-SF10-80	10	24	31	80	60.9	42	10	M8x1
SK40-SF12-80	12	24	31	80	60.9	47	10	M10x1
SK40-SF14-80	14	27	34	80	60.9	47	10	M10x1
SK40-SF16-80	16	27	34	80	60.9	50	10	M12x1
SK40-SF18-80	18	33	40	80	60.9	50	10	M12x1
SK40-SF20-80	20	33	40	80	60.9	52	10	M16x1
SK40-SF25-100	25	44	50	100	80.9	58	10	M16x1
SK40-SF32-100	32	44	50	100	80.9	62	10	M16x1

SHRINK

**Shrink Fit Chuck 4.5°**
**热缩刀柄, 标准型**

A ↗ ≤0.003	G Value G2.5	 AD AD/B
---------------	-----------------	--

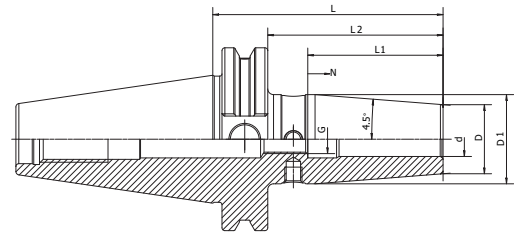


Size	d	D	D1	L	L2	L1	N	G
SK40-SF03-120	3	15	20	120	100.9	-	-	-
SK40-SF04-120	4	15	20	120	100.9	-	-	-
SK40-SF05-120	5	15	20	120	100.9	-	-	-
SK40-SF06-120	6	21	27	120	100.9	36	10	M5
SK40-SF08-120	8	21	27	120	100.9	36	10	M6
SK40-SF10-120	10	24	32	120	100.9	42	10	M8x1
SK40-SF12-120	12	24	32	120	100.9	47	10	M10x1
SK40-SF14-120	14	27	34	120	100.9	47	10	M10x1
SK40-SF16-120	16	27	34	120	100.9	50	10	M12x1
SK40-SF18-120	18	31	42	120	100.9	50	10	M12x1
SK40-SF20-120	20	31	42	120	100.9	52	10	M16x1
SK40-SF25-120	25	44	50	120	100.9	58	10	M16x1
SK40-SF03-160	3	15	20	160	140.9	-	-	-
SK40-SF04-160	4	15	20	160	140.9	-	-	-
SK40-SF05-160	5	15	20	160	140.9	-	-	-
SK40-SF06-160	6	21	32	160	140.9	36	10	M5
SK40-SF08-160	8	21	32	160	140.9	36	10	M6
SK40-SF10-160	10	24	34	160	140.9	42	10	M8x1
SK40-SF12-160	12	24	34	160	140.9	47	10	M10x1
SK40-SF14-160	14	27	42	160	140.9	47	10	M10x1
SK40-SF16-160	16	27	42	160	140.9	50	10	M12x1
SK40-SF18-160	18	33	50	160	140.9	50	10	M12x1
SK40-SF20-160	20	33	50	160	140.9	52	10	M16x1
SK40-SF25-160	25	44	50	160	140.9	58	10	M16x1
SK40-SF32-160	32	44	50	160	140.9	62	10	M16x1

**Shrink Fit Chuck 4.5°**

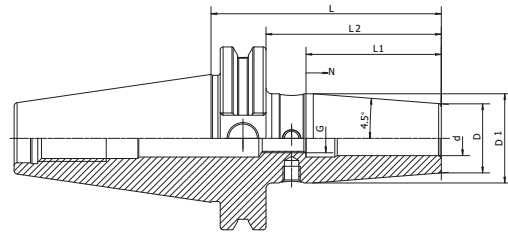
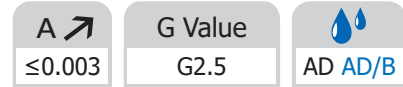
热缩刀柄, 标准型

A ↗ ≤0.003	G Value G2.5	AD AD/B
---------------	-----------------	---------



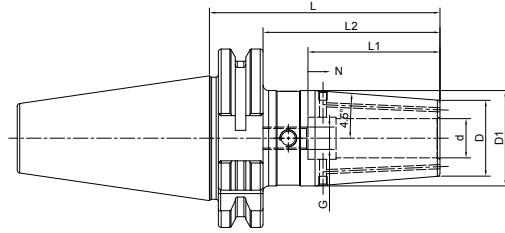
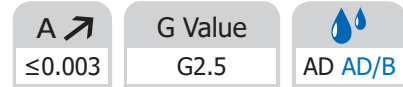
Size	d	D	D1	L	L2	L1	N	G
SK40-SF06-200	6	21	32	200	180.9	36	10	M5
SK40-SF08-200	8	21	32	200	180.9	36	10	M6
SK40-SF10-200	10	24	34	200	180.9	42	10	M8x1
SK40-SF12-200	12	24	34	200	180.9	47	10	M10x1
SK40-SF14-200	14	27	42	200	180.9	47	10	M10x1
SK40-SF16-200	16	27	42	200	180.9	50	10	M12x1
SK40-SF18-200	18	33	50	200	180.9	50	10	M12x1
SK40-SF20-200	20	33	50	200	180.9	52	10	M16x1
SK40-SF25-200	25	44	50	200	180.9	58	10	M16x1
SK40-SF32-200	32	44	50	200	180.9	62	10	M16x1
SK50-SF06-80	6	21	27	80	60.9	36	10	M5
SK50-SF08-80	8	21	27	80	60.9	36	10	M6
SK50-SF10-80	10	24	31	80	60.9	42	10	M8x1
SK50-SF12-80	12	24	31	80	60.9	47	10	M10x1
SK50-SF14-80	14	27	34	80	60.9	47	10	M10x1
SK50-SF16-80	16	27	34	80	60.9	50	10	M12x1
SK50-SF18-80	18	33	40	80	60.9	50	10	M12x1
SK50-SF20-80	20	33	39.5	80	60.9	52	10	M16x1
SK50-SF25-90	25	44	52.5	90	70.9	58	10	M16x1
SK50-SF32-90	32	44	52.5	90	70.9	62	10	M16x1

SHRINK

**Shrink Fit Chuck 4.5°**
**热缩刀柄, 标准型**


Size	d	D	D1	L	L2	L1	N	G
SK50-SF06-120	6	21	27	120	100.9	36	10	M5
SK50-SF08-120	8	21	27	120	100.9	36	10	M6
SK50-SF10-120	10	24	32	120	100.9	42	10	M8x1
SK50-SF12-120	12	24	32	120	100.9	47	10	M10x1
SK50-SF14-120	14	27	34	120	100.9	47	10	M10x1
SK50-SF16-120	16	27	34	120	100.9	50	10	M12x1
SK50-SF18-120	18	33	42	120	100.9	50	10	M12x1
SK50-SF20-120	20	33	42	120	100.9	52	10	M16x1
SK50-SF25-120	25	44	53	120	100.9	58	10	M16x1
SK50-SF32-120	32	44	53	120	100.9	62	10	M16x1
SK50-SF06-160	6	21	32	160	140.9	36	10	M5
SK50-SF08-160	8	21	32	160	140.9	36	10	M6
SK50-SF10-160	10	24	34	160	140.9	42	10	M8x1
SK50-SF12-160	12	24	34	160	140.9	47	10	M10x1
SK50-SF14-160	14	27	42	160	140.9	47	10	M10x1
SK50-SF16-160	16	27	42	160	140.9	50	10	M12x1
SK50-SF18-160	18	33	51	160	140.9	50	10	M12x1
SK50-SF20-160	20	33	51	160	140.9	52	10	M16x1
SK50-SF25-160	25	44	60	160	140.9	58	10	M16x1
SK50-SF32-160	32	44	60	160	140.9	62	10	M16x1
SK50-SF06-200	6	21	32	200	180.9	36	10	M5
SK50-SF08-200	8	21	32	200	180.9	36	10	M6
SK50-SF10-200	10	24	34	200	180.9	42	10	M8x1
SK50-SF12-200	12	24	34	200	180.9	47	10	M10x1
SK50-SF14-200	14	27	42	200	180.9	47	10	M10x1
SK50-SF16-200	16	27	42	200	180.9	50	10	M12x1
SK50-SF18-200	18	33	51	200	180.9	50	10	M12x1
SK50-SF20-200	20	33	51	200	180.9	52	10	M16x1
SK50-SF25-200	25	44	60	200	180.9	58	10	M16x1
SK50-SF32-200	32	44	60	200	180.9	62	10	M16x1

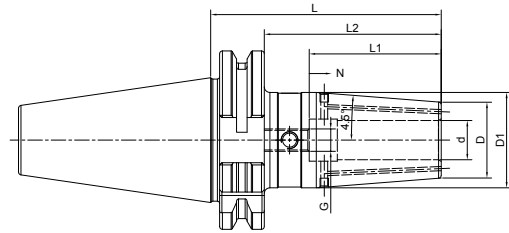


**Shrink Fit Chuck 4.5° , Coolant**
**热缩刀柄，端面出水型**


Size	d	D	D1	L	L2	L1	N	G
SK40-SF03-80K	3	15	20	80	60.9	-	-	-
SK40-SF04-80K	4	15	20	80	60.9	-	-	-
SK40-SF05-80K	5	15	20	80	60.9	-	-	-
SK40-SF06-80K	6	21	27	80	60.9	36	10	M5
SK40-SF08-80K	8	21	27	80	60.9	36	10	M6
SK40-SF10-80K	10	24	32	80	60.9	42	10	M8x1
SK40-SF12-80K	12	24	32	80	60.9	47	10	M10x1
SK40-SF14-80K	14	27	34	80	60.9	47	10	M10x1
SK40-SF16-80K	16	27	34	80	60.9	50	10	M12x1
SK40-SF18-80K	18	33	42	80	60.9	50	10	M12x1
SK40-SF20-80K	20	33	42	80	60.9	52	10	M16x1
SK40-SF25-100K	25	44	50	100	80.9	58	10	M16x1
SK40-SF32-100K	32	44	50	100	80.9	62	10	M16x1
SK40-SF06-120K	6	21	27	120	100.9	36	10	M5
SK40-SF08-120K	8	21	27	120	100.9	36	10	M6
SK40-SF10-120K	10	24	32	120	100.9	42	10	M8x1
SK40-SF12-120K	12	24	32	120	100.9	47	10	M10x1
SK40-SF14-120K	14	27	34	120	100.9	47	10	M10x1
SK40-SF16-120K	16	27	34	120	100.9	50	10	M12x1
SK40-SF18-120K	18	33	42	120	100.9	50	10	M12x1
SK40-SF20-120K	20	33	42	120	100.9	52	10	M16x1
SK40-SF06-160K	6	21	32	160	140.9	36	10	M5
SK40-SF08-160K	8	21	32	160	140.9	36	10	M6
SK40-SF10-160K	10	24	34	160	140.9	42	10	M8x1
SK40-SF12-160K	12	24	34	160	140.9	47	10	M10x1
SK40-SF14-160K	14	27	42	160	140.9	47	10	M10x1
SK40-SF16-160K	16	27	42	160	140.9	50	10	M12x1
SK40-SF18-160K	18	33	50	160	140.9	50	10	M12x1
SK40-SF20-160K	20	33	50	160	140.9	52	10	M16x1

**Shrink Fit Chuck 4.5° , Coolant**  
**热缩刀柄, 端面出水型**

A ↗ ≤0.003	G Value G2.5	AD AD/B
---------------	-----------------	---------

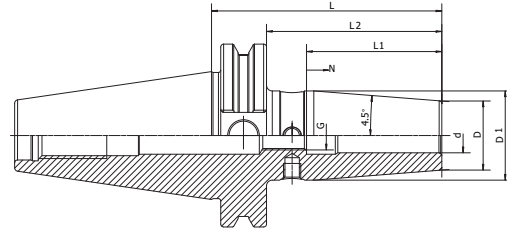


Size	d	D	D1	L	L2	L1	N	G
SK50-SF06-80K	6	21	27	80	60.9	36	10	M5
SK50-SF08-80K	8	21	27	80	60.9	36	10	M6
SK50-SF10-80K	10	24	32	80	60.9	42	10	M8x1
SK50-SF12-80K	12	24	32	80	60.9	47	10	M10x1
SK50-SF14-80K	14	27	34	80	60.9	47	10	M10x1
SK50-SF16-80K	16	27	34	80	60.9	50	10	M12x1
SK50-SF18-80K	18	33	42	80	60.9	50	10	M12x1
SK50-SF20-80K	20	33	42	80	60.9	52	10	M16x1
SK50-SF25-90K	25	44	53	90	70.9	58	10	M16x1
SK50-SF32-90K	32	44	53	90	70.9	62	10	M16x1
SK50-SF06-120K	6	21	27	120	100.9	36	10	M5
SK50-SF08-120K	8	21	27	120	100.9	36	10	M6
SK50-SF10-120K	10	24	32	120	100.9	42	10	M8x1
SK50-SF12-120K	12	24	32	120	100.9	47	10	M10x1
SK50-SF14-120K	14	27	34	120	100.9	47	10	M10x1
SK50-SF16-120K	16	27	34	120	100.9	50	10	M12x1
SK50-SF18-120K	18	33	42	120	100.9	50	10	M12x1
SK50-SF20-120K	20	33	42	120	100.9	52	10	M16x1
SK50-SF25-120K	25	44	53	120	100.9	58	10	M16x1
SK50-SF32-120K	32	44	53	120	100.9	62	10	M16x1
SK50-SF06-160K	6	21	32	160	140.9	36	10	M5
SK50-SF08-160K	8	21	32	160	140.9	36	10	M6
SK50-SF10-160K	10	24	34	160	140.9	42	10	M8x1
SK50-SF12-160K	12	24	34	160	140.9	47	10	M10x1
SK50-SF14-160K	14	27	42	160	140.9	47	10	M10x1
SK50-SF16-160K	16	27	42	160	140.9	50	10	M12x1
SK50-SF18-160K	18	33	51	160	140.9	50	10	M12x1
SK50-SF20-160K	20	33	51	160	140.9	52	10	M16x1
SK50-SF25-160K	25	44	60	160	140.9	58	10	M16x1
SK50-SF32-160K	32	44	60	160	140.9	62	10	M16x1

SHRINK

**Shrink Fit Chuck 4.5°**
**热缩刀柄, 标准型**

A ↗ ≤0.003	G Value G2.5	AD AD/B
---------------	-----------------	---------



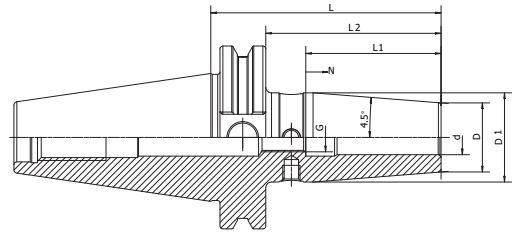
Size	d	D	D1	L	L2	L1	N	G
CAT40-SF03-80	3	15	20	80	60.9	-	-	-
CAT40-SF04-80	4	15	20	80	60.9	-	-	-
CAT40-SF05-80	5	15	20	80	60.9	-	-	-
CAT40-SF06-80	6	21	27	80	60.9	36	10	M5
CAT40-SF08-80	8	21	27	80	60.9	36	10	M6
CAT40-SF10-80	10	24	31	80	60.9	42	10	M8x1
CAT40-SF12-80	12	24	31	80	60.9	47	10	M10x1
CAT40-SF14-80	14	27	34	80	60.9	47	10	M10x1
CAT40-SF16-80	16	27	34	80	60.9	50	10	M12x1
CAT40-SF18-80	18	33	40	80	60.9	50	10	M12x1
CAT40-SF20-80	20	33	40	80	60.9	52	10	M16x1
CAT40-SF25-100	25	44	50	100	80.9	58	10	M16x1
CAT40-SF32-100	32	44	50	100	80.9	62	10	M16x1
CAT40-SF06-120	6	21	27	120	100.9	36	10	M5
CAT40-SF08-120	8	21	27	120	100.9	36	10	M6
CAT40-SF10-120	10	24	32	120	100.9	42	10	M8x1
CAT40-SF12-120	12	24	32	120	100.9	47	10	M10x1
CAT40-SF14-120	14	27	34	120	100.9	47	10	M10x1
CAT40-SF16-120	16	27	34	120	100.9	50	10	M12x1
CAT40-SF18-120	18	33	42	120	100.9	50	10	M12x1
CAT40-SF20-120	20	33	42	120	100.9	52	10	M16x1
CAT40-SF25-120	25	44	50	120	100.9	58	10	M16x1
CAT40-SF06-160	6	21	32	160	140.9	36	10	M5
CAT40-SF08-160	8	21	32	160	140.9	36	10	M6
CAT40-SF10-160	10	24	34	160	140.9	42	10	M8x1
CAT40-SF12-160	12	24	34	160	140.9	47	10	M10x1
CAT40-SF14-160	14	27	42	160	140.9	47	10	M10x1
CAT40-SF16-160	16	27	42	160	140.9	50	10	M12x1
CAT40-SF18-160	18	33	50	160	140.9	50	10	M12x1
CAT40-SF20-160	20	33	50	160	140.9	52	10	M16x1
CAT40-SF25-160	25	44	50	160	140.9	58	10	M16x1
CAT40-SF32-160	32	44	50	160	140.9	62	10	M16x1

**SHRINK**

**Shrink Fit Chuck 4.5°**

热缩刀柄, 标准型


A ↗ ≤0.003	G Value G2.5	AD AD/B
---------------	-----------------	---------

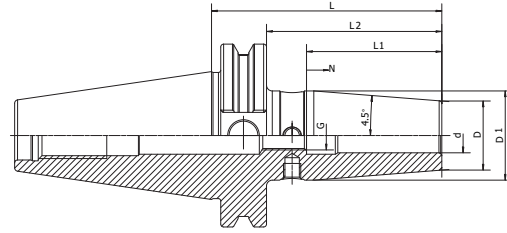


Size	d	D	D1	L	L2	L1	N	G
CAT40-SF06-200	6	21	32	200	180.9	36	10	M5
CAT40-SF08-200	8	21	32	200	180.9	36	10	M6
CAT40-SF10-200	10	24	34	200	180.9	42	10	M8x1
CAT40-SF12-200	12	24	34	200	180.9	47	10	M10x1
CAT40-SF14-200	14	27	42	200	180.9	47	10	M10x1
CAT40-SF16-200	16	27	42	200	180.9	50	10	M12x1
CAT40-SF18-200	18	33	50	200	180.9	50	10	M12x1
CAT40-SF20-200	20	33	50	200	180.9	52	10	M16x1
CAT40-SF25-200	25	44	50	200	180.9	58	10	M16x1
CAT40-SF32-200	32	44	50	200	180.9	62	10	M16x1
CAT50-SF06-80	6	21	27	80	60.9	36	10	M5
CAT50-SF08-80	8	21	27	80	60.9	36	10	M6
CAT50-SF10-80	10	24	31	80	60.9	42	10	M8x1
CAT50-SF12-80	12	24	31	80	60.9	47	10	M10x1
CAT50-SF14-80	14	27	34	80	60.9	47	10	M10x1
CAT50-SF16-80	16	27	34	80	60.9	50	10	M12x1
CAT50-SF18-80	18	33	40	80	60.9	50	10	M12x1
CAT50-SF20-80	20	33	39.5	80	60.9	52	10	M16x1
CAT50-SF25-100	25	44	52.5	100	80.9	58	10	M16x1
CAT50-SF32-100	32	44	52.5	100	80.9	62	10	M16x1
CAT50-SF06-120	6	21	27	120	100.9	36	10	M5
CAT50-SF08-120	8	21	27	120	100.9	36	10	M6
CAT50-SF10-120	10	24	32	120	100.9	42	10	M8x1
CAT50-SF12-120	12	24	32	120	100.9	47	10	M10x1
CAT50-SF14-120	14	27	34	120	100.9	47	10	M10x1
CAT50-SF16-120	16	27	34	120	100.9	50	10	M12x1
CAT50-SF18-120	18	33	42	120	100.9	50	10	M12x1
CAT50-SF20-120	20	33	42	120	100.9	52	10	M16x1
CAT50-SF25-120	25	44	53	120	100.9	58	10	M16x1
CAT50-SF32-120	32	44	53	120	100.9	62	10	M16x1

SHRINK

**Shrink Fit Chuck 4.5°**
**热缩刀柄, 标准型**

A ↗ ≤0.003	G Value G2.5	 AD AD/B
---------------	-----------------	--

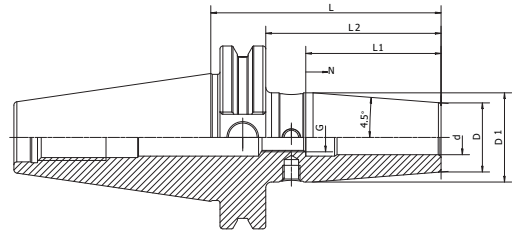


Size	d	D	D1	L	L2	L1	N	G
CAT50-SF06-160	6	21	32	160	140.9	36	10	M5
CAT50-SF08-160	8	21	32	160	140.9	36	10	M6
CAT50-SF10-160	10	24	34	160	140.9	42	10	M8x1
CAT50-SF12-160	12	24	34	160	140.9	47	10	M10x1
CAT50-SF14-160	14	27	42	160	140.9	47	10	M10x1
CAT50-SF16-160	16	27	42	160	140.9	50	10	M12x1
CAT50-SF18-160	18	33	51	160	140.9	50	10	M12x1
CAT50-SF20-160	20	33	51	160	140.9	52	10	M16x1
CAT50-SF25-160	25	44	60	160	140.9	58	10	M16x1
CAT50-SF32-160	32	44	60	160	140.9	62	10	M16x1
CAT50-SF06-200	6	21	32	200	180.9	36	10	M5
CAT50-SF08-200	8	21	32	200	180.9	36	10	M6
CAT50-SF10-200	10	24	34	200	180.9	42	10	M8x1
CAT50-SF12-200	12	24	34	200	180.9	47	10	M10x1
CAT50-SF14-200	14	27	42	200	180.9	47	10	M10x1
CAT50-SF16-200	16	27	42	200	180.9	50	10	M12x1
CAT50-SF18-200	18	33	51	200	180.9	50	10	M12x1
CAT50-SF20-200	20	33	51	200	180.9	52	10	M16x1
CAT50-SF25-200	25	44	60	200	180.9	58	10	M16x1
CAT50-SF32-200	32	44	60	200	180.9	62	10	M16x1

**Shrink Fit Chuck 4.5°**

热缩刀柄, 标准型

A ↗ ≤0.003	G Value G2.5	AD AD/B
---------------	-----------------	---------



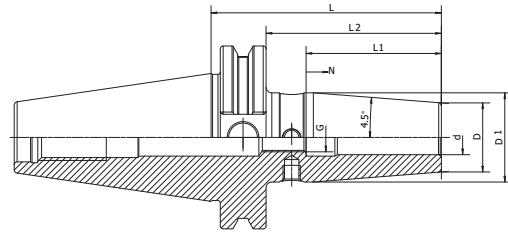
Size	d	D	D1	L	L2	L1	N	G
CAT40-SF1/8-3.15"	0.125"	0.59"	0.79"	3.15"	2.40"	-	-	-
CAT40-SF3/16-3.15"	0.187"	0.59"	0.79"	3.15"	2.40"	-	-	-
CAT40-SF1/4-3.15"	0.250"	0.83"	1.06"	3.15"	2.40"	1.42"	0.39"	M5
CAT40-SF5/16-3.15"	0.312"	0.83"	1.06"	3.15"	2.40"	1.42"	0.39"	M6
CAT40-SF3/8-3.15"	0.375"	0.94"	1.26"	3.15"	2.40"	1.65"	0.39"	M8x1
CAT40-SF1/2-3.15"	0.500"	1.06"	1.34"	3.15"	2.40"	1.85"	0.39"	M10x1
CAT40-SF5/8-3.15"	0.625"	1.06"	1.34"	3.15"	2.40"	1.97"	0.39"	M12x1
CAT40-SF3/4-3.15"	0.750"	1.30"	1.65"	3.15"	2.40"	2.05"	0.39"	M16x1
CAT40-SF1-3.94"	1.000"	1.73"	2.09"	3.94"	2.56"	2.44"	0.39"	M16x1
CAT40-SF1-1/4-3.94"	1.250"	1.73"	2.09"	3.94"	2.56"	2.44"	0.39"	M16x1
CAT40-SF1/8-4.72"	0.125"	0.59"	0.79"	4.72"	3.34"	-	-	-
CAT40-SF3/16-4.72"	0.187"	0.59"	0.79"	4.72"	3.34"	-	-	-
CAT40-SF1/4-4.72"	0.250"	0.83"	1.06"	4.72"	3.34"	1.42"	0.39"	M5
CAT40-SF5/16-4.72"	0.312"	0.83"	1.06"	4.72"	3.34"	1.42"	0.39"	M6
CAT40-SF3/8-4.72"	0.375"	0.94"	1.26"	4.72"	3.34"	1.65"	0.39"	M8x1
CAT40-SF1/2-4.72"	0.500"	1.06"	1.34"	4.72"	3.34"	1.85"	0.39"	M10x1
CAT40-SF5/8-4.72"	0.625"	1.06"	1.34"	4.72"	3.34"	1.97"	0.39"	M12x1
CAT40-SF3/4-4.72"	0.750"	1.30"	1.65"	4.72"	3.34"	2.05"	0.39"	M16x1
CAT40-SF1-4.72"	1.000"	1.73"	2.09"	4.72"	3.34"	2.44"	0.39"	M16x1
CAT40-SF1-1/4-4.72"	1.250"	1.73"	2.09"	4.72"	3.34"	2.44"	0.39"	M16x1
CAT40-SF1/8-6.30"	0.125"	0.59"	0.79"	6.30"	4.92"	-	-	-
CAT40-SF3/16-6.30"	0.187"	0.59"	0.79"	6.30"	4.92"	-	-	-
CAT40-SF1/4-6.30"	0.250"	0.83"	1.26"	6.30"	4.92"	1.42"	0.39"	M5
CAT40-SF5/16-6.30"	0.312"	0.83"	1.26"	6.30"	4.92"	1.42"	0.39"	M6
CAT40-SF3/8-6.30"	0.375"	0.94"	1.34"	6.30"	4.92"	1.65"	0.39"	M8x1
CAT40-SF1/2-6.30"	0.500"	1.06"	1.65"	6.30"	4.92"	1.85"	0.39"	M10x1
CAT40-SF5/8-6.30"	0.625"	1.06"	1.65"	6.30"	4.92"	1.97"	0.39"	M12x1
CAT40-SF3/4-6.30"	0.750"	1.30"	1.75"	6.30"	4.92"	2.05"	0.39"	M16x1
CAT40-SF1-6.30"	1.000"	1.73"	2.09"	6.30"	4.92"	2.44"	0.39"	M16x1
CAT40-SF1-1/4-6.30"	1.250"	1.73"	2.09"	6.30"	4.92"	2.44"	0.39"	M16x1

I1 Max. clamping depth  
I2 Max. length adjustment range

SHRINK

**Shrink Fit Chuck 4.5°**
**热缩刀柄, 标准型**

A ↗ ≤0.003	G Value G2.5	 AD AD/B
---------------	-----------------	-------------



Size	d	D	D1	L	L2	L1	N	G
CAT50-SF1/4-3.15"	0.250"	0.83"	1.06"	3.15"	2.36"	1.42"	0.39"	M5
CAT50-SF3/8-3.15"	0.375"	0.94"	1.26"	3.15"	2.36"	1.65"	0.39"	M8x1
CAT50-SF1/2-3.15"	0.500"	1.06"	1.34"	3.15"	2.36"	1.85"	0.39"	M10x1
CAT50-SF5/8-3.15"	0.625"	1.06"	1.34"	3.15"	2.36"	1.97"	0.39"	M12x1
CAT50-SF3/4-3.15"	0.750"	1.30"	1.65"	3.15"	2.36"	2.05"	0.39"	M16x1
CAT50-SF1-3.94"	1.000"	1.73"	2.09"	3.94"	2.75"	2.44"	0.39"	M16x1
CAT50-SF1-1/4-3.94"	1.250"	1.73"	2.09"	3.94"	2.75"	2.44"	0.39"	M16x1
CAT50-SF1/4-4.72"	0.250"	0.83"	1.06"	4.72"	3.35"	1.42"	0.39"	M5
CAT50-SF3/8-4.72"	0.375"	0.94"	1.26"	4.72"	3.35"	1.65"	0.39"	M8x1
CAT50-SF1/2-4.72"	0.500"	1.06"	1.34"	4.72"	3.35"	1.85"	0.39"	M10x1
CAT50-SF5/8-4.72"	0.625"	1.06"	1.34"	4.72"	3.35"	1.97"	0.39"	M12x1
CAT50-SF3/4-4.72"	0.750"	1.30"	1.65"	4.72"	3.35"	2.05"	0.39"	M16x1
CAT50-SF1-4.72"	1.000"	1.73"	2.09"	4.72"	3.35"	2.44"	0.39"	M16x1
CAT50-SF1-1/4-4.72"	1.250"	1.73"	2.09"	4.72"	3.35"	2.44"	0.39"	M16x1
CAT50-SF1/4-6.30"	0.250"	0.83"	1.26"	6.30"	4.92"	1.42"	0.39"	M5
CAT50-SF3/8-6.30"	0.375"	0.94"	1.34"	6.30"	4.92"	1.65"	0.39"	M8x1
CAT50-SF1/2-6.30"	0.500"	1.06"	1.65"	6.30"	4.92"	1.85"	0.39"	M10x1
CAT50-SF5/8-6.30"	0.625"	1.06"	1.65"	6.30"	4.92"	1.97"	0.39"	M12x1
CAT50-SF3/4-6.30"	0.750"	1.30"	2.01"	6.30"	4.92"	2.05"	0.39"	M16x1
CAT50-SF1-6.30"	1.000"	1.73"	2.36"	6.30"	4.92"	2.44"	0.39"	M16x1
CAT50-SF1-1/4-6.30"	1.250"	1.73"	2.36"	6.30"	4.92"	2.44"	0.39"	M16x1

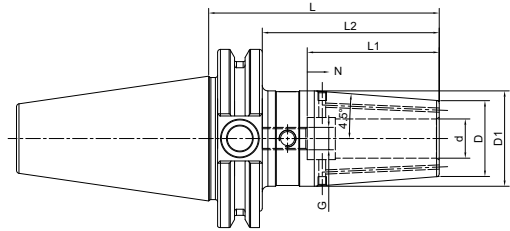
I1 Max. clamping depth

I2 Max. length adjustment range



**Shrink Fit Chuck 4.5° , Coolant**  
**热缩刀柄, 端面出水型**

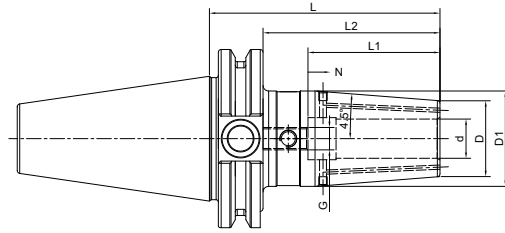
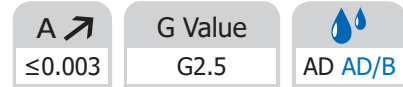
A ↗ ≤0.003	G Value G2.5	AD AD/B
---------------	-----------------	---------



Size	d	D	D1	L	L2	L1	N	G
CAT40-SF03-80K	3	15	20	80	60.9	-	-	-
CAT40-SF04-80K	4	15	20	80	60.9	-	-	-
CAT40-SF05-80K	5	15	20	80	60.9	-	-	-
CAT40-SF06-80K	6	21	27	80	60.9	36	10	M5
CAT40-SF08-80K	8	21	27	80	60.9	36	10	M6
CAT40-SF10-80K	10	24	31	80	60.9	42	10	M8x1
CAT40-SF12-80K	12	24	31	80	60.9	47	10	M10x1
CAT40-SF14-80K	14	27	34	80	60.9	47	10	M10x1
CAT40-SF16-80K	16	27	34	80	60.9	50	10	M12x1
CAT40-SF18-80K	18	33	40	80	60.9	50	10	M12x1
CAT40-SF20-80K	20	33	40	80	60.9	52	10	M16x1
CAT40-SF25-100K	25	44	50	100	80.9	58	10	M16x1
CAT40-SF32-100K	32	44	50	100	80.9	62	10	M16x1
CAT40-SF06-120K	6	21	27	120	100.9	36	10	M5
CAT40-SF08-120K	8	21	27	120	100.9	36	10	M6
CAT40-SF10-120K	10	24	32	120	100.9	42	10	M8x1
CAT40-SF12-120K	12	24	32	120	100.9	47	10	M10x1
CAT40-SF14-120K	14	27	34	120	100.9	47	10	M10x1
CAT40-SF16-120K	16	27	34	120	100.9	50	10	M12x1
CAT40-SF18-120K	18	33	42	120	100.9	50	10	M12x1
CAT40-SF20-120K	20	33	42	120	100.9	52	10	M16x1
CAT40-SF25-120K	25	44	50	120	100.9	58	10	M16x1
CAT40-SF06-160K	6	21	32	160	140.9	36	10	M5
CAT40-SF08-160K	8	21	32	160	140.9	36	10	M6
CAT40-SF10-160K	10	24	34	160	140.9	42	10	M8x1
CAT40-SF12-160K	12	24	34	160	140.9	47	10	M10x1
CAT40-SF14-160K	14	27	42	160	140.9	47	10	M10x1
CAT40-SF16-160K	16	27	42	160	140.9	50	10	M12x1
CAT40-SF18-160K	18	33	50	160	140.9	50	10	M12x1
CAT40-SF20-160K	20	33	50	160	140.9	52	10	M16x1
CAT40-SF25-160K	25	44	50	160	140.9	58	10	M16x1
CAT40-SF32-160K	32	44	50	160	140.9	62	10	M16x1

SHRINK

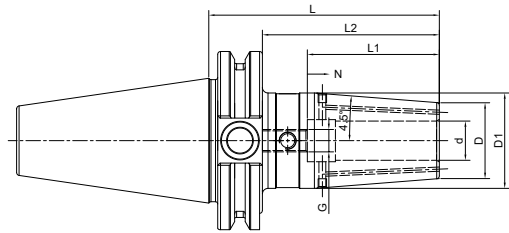


**Shrink Fit Chuck 4.5° , Coolant**
**热缩刀柄, 端面出水型**


Size	d	D	D1	L	L2	L1	N	G
CAT50-SF06-80K	6	21	27	80	60.9	36	10	M5
CAT50-SF08-80K	8	21	27	80	60.9	36	10	M6
CAT50-SF10-80K	10	24	31	80	60.9	42	10	M8x1
CAT50-SF12-80K	12	24	31	80	60.9	47	10	M10x1
CAT50-SF14-80K	14	27	34	80	60.9	47	10	M10x1
CAT50-SF16-80K	16	27	34	80	60.9	50	10	M12x1
CAT50-SF18-80K	18	33	40	80	60.9	50	10	M12x1
CAT50-SF20-80K	20	33	39.5	80	60.9	52	10	M16x1
CAT50-SF25-100K	25	44	52.5	100	80.9	58	10	M16x1
CAT50-SF32-100K	32	44	52.5	100	80.9	62	10	M16x1
CAT50-SF06-120K	6	21	27	120	100.9	36	10	M5
CAT50-SF08-120K	8	21	27	120	100.9	36	10	M6
CAT50-SF10-120K	10	24	32	120	100.9	42	10	M8x1
CAT50-SF12-120K	12	24	32	120	100.9	47	10	M10x1
CAT50-SF14-120K	14	27	34	120	100.9	47	10	M10x1
CAT50-SF16-120K	16	27	34	120	100.9	50	10	M12x1
CAT50-SF18-120K	18	33	42	120	100.9	50	10	M12x1
CAT50-SF20-120K	20	33	42	120	100.9	52	10	M16x1
CAT50-SF25-120K	25	44	53	120	100.9	58	10	M16x1
CAT50-SF32-120K	32	44	53	120	100.9	62	10	M16x1

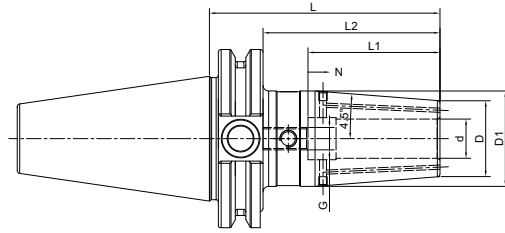
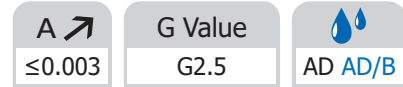
**Shrink Fit Chuck 4.5° , Coolant**  
**热缩刀柄, 端面出水型**

A ↗ ≤0.003	G Value G2.5	 AD AD/B
---------------	-----------------	-------------



Size	d	D	D1	L	L2	L1	N	G
CAT50-SF06-160K	6	21	32	160	140.9	36	10	M5
CAT50-SF08-160K	8	21	32	160	140.9	36	10	M6
CAT50-SF10-160K	10	24	34	160	140.9	42	10	M8x1
CAT50-SF12-160K	12	24	34	160	140.9	47	10	M10x1
CAT50-SF14-160K	14	27	42	160	140.9	47	10	M10x1
CAT50-SF16-160K	16	27	42	160	140.9	50	10	M12x1
CAT50-SF18-160K	18	33	51	160	140.9	50	10	M12x1
CAT50-SF20-160K	20	33	51	160	140.9	52	10	M16x1
CAT50-SF25-160K	25	44	60	160	140.9	58	10	M16x1
CAT50-SF32-160K	32	44	60	160	140.9	62	10	M16x1
CAT50-SF06-200K	6	21	32	200	180.9	36	10	M5
CAT50-SF08-200K	8	21	32	200	180.9	36	10	M6
CAT50-SF10-200K	10	24	34	200	180.9	42	10	M8x1
CAT50-SF12-200K	12	24	34	200	180.9	47	10	M10x1
CAT50-SF14-200K	14	27	42	200	180.9	47	10	M10x1
CAT50-SF16-200K	16	27	42	200	180.9	50	10	M12x1
CAT50-SF18-200K	18	33	51	200	180.9	50	10	M12x1
CAT50-SF20-200K	20	33	51	200	180.9	52	10	M16x1
CAT50-SF25-200K	25	44	60	200	180.9	58	10	M16x1
CAT50-SF32-200K	32	44	60	200	180.9	62	10	M16x1

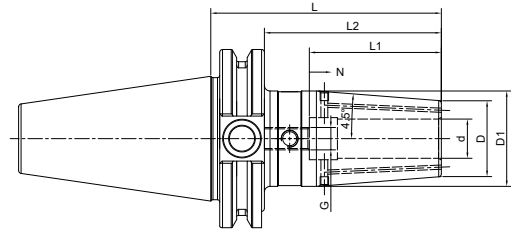
**SHRINK**

**Shrink Fit Chuck 4.5° , Coolant**
**热缩刀柄, 端面出水型**


Size	d	D	D1	L	L2	L1	N	G
CAT40-SF1/8-3.15"K	0.125"	0.59"	0.79"	3.15"	2.40"	-	-	-
CAT40-SF3/16-3.15"K	0.187"	0.59"	0.79"	3.15"	2.40"	-	-	-
CAT40-SF1/4-3.15"K	0.250"	0.83"	1.06"	3.15"	2.40"	1.42"	0.39"	M5
CAT40-SF5/16-3.15"K	0.312"	0.83"	1.06"	3.15"	2.40"	1.42"	0.39"	M6
CAT40-SF3/8-3.15"K	0.375"	0.94"	1.26"	3.15"	2.40"	1.65"	0.39"	M8x1
CAT40-SF1/2-3.15"K	0.500"	1.06"	1.34"	3.15"	2.40"	1.85"	0.39"	M10x1
CAT40-SF5/8-3.15"K	0.625"	1.06"	1.34"	3.15"	2.40"	1.97"	0.39"	M12x1
CAT40-SF3/4-3.15"K	0.750"	1.30"	1.65"	3.15"	2.40"	2.05"	0.39"	M16x1
CAT40-SF1-3.94"K	1.000"	1.73"	2.09"	3.94"	2.56"	2.44"	0.39"	M16x1
CAT40-SF1-1/4-3.94"K	1.250"	1.73"	2.09"	3.94"	2.56"	2.44"	0.39"	M16x1
CAT40-SF1/8-4.72"K	0.125"	0.59"	0.79"	4.72"	3.34"	-	-	-
CAT40-SF3/16-4.72"K	0.187"	0.59"	0.79"	4.72"	3.34"	-	-	-
CAT40-SF1/4-4.72"K	0.250"	0.83"	1.06"	4.72"	3.34"	1.42"	0.39"	M5
CAT40-SF5/16-4.72"K	0.312"	0.83"	1.06"	4.72"	3.34"	1.42"	0.39"	M6
CAT40-SF3/8-4.72"K	0.375"	0.94"	1.26"	4.72"	3.34"	1.65"	0.39"	M8x1
CAT40-SF1/2-4.72"K	0.500"	1.06"	1.34"	4.72"	3.34"	1.85"	0.39"	M10x1
CAT40-SF5/8-4.72"K	0.625"	1.06"	1.34"	4.72"	3.34"	1.97"	0.39"	M12x1
CAT40-SF3/4-4.72"K	0.750"	1.30"	1.65"	4.72"	3.34"	2.05"	0.39"	M16x1
CAT40-SF1-4.72"K	1.000"	1.73"	2.09"	4.72"	3.34"	2.44"	0.39"	M16x1
CAT40-SF1-1/4-4.72"K	1.250"	1.73"	2.09"	4.72"	3.34"	2.44"	0.39"	M16x1
CAT40-SF1/8-6.30"K	0.125"	0.59"	0.79"	6.30"	4.92"	-	-	-
CAT40-SF3/16-6.30"K	0.187"	0.59"	0.79"	6.30"	4.92"	-	-	-
CAT40-SF1/4-6.30"K	0.250"	0.83"	1.26"	6.30"	4.92"	1.42"	0.39"	M5
CAT40-SF5/16-6.30"K	0.312"	0.83"	1.26"	6.30"	4.92"	1.42"	0.39"	M6
CAT40-SF3/8-6.30"K	0.375"	0.94"	1.34"	6.30"	4.92"	1.65"	0.39"	M8x1
CAT40-SF1/2-6.30"K	0.500"	1.06"	1.65"	6.30"	4.92"	1.85"	0.39"	M10x1
CAT40-SF5/8-6.30"K	0.625"	1.06"	1.65"	6.30"	4.92"	1.97"	0.39"	M12x1
CAT40-SF3/4-6.30"K	0.750"	1.30"	1.75"	6.30"	4.92"	2.05"	0.39"	M16x1
CAT40-SF1-6.30"K	1.000"	1.73"	2.09"	6.30"	4.92"	2.44"	0.39"	M16x1
CAT40-SF1-1/4-6.30"K	1.250"	1.73"	2.09"	6.30"	4.92"	2.44"	0.39"	M16x1

**Shrink Fit Chuck 4.5° , Coolant**  
**热缩刀柄, 端面出水型**

A ↗ ≤0.003	G Value G2.5	AD AD/B
---------------	-----------------	---------



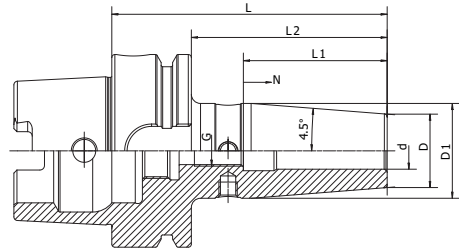
Size	d	D	D1	L	L2	L1	N	G
CAT50-SF1/4-3.15"K	0.250"	0.83"	1.06"	3.15"	2.36"	1.42"	0.39"	M5
CAT50-SF3/8-3.15"K	0.375"	0.94"	1.26"	3.15"	2.36"	1.65"	0.39"	M8x1
CAT50-SF1/2-3.15"K	0.500"	1.06"	1.34"	3.15"	2.36"	1.85"	0.39"	M10x1
CAT50-SF5/8-3.15"K	0.625"	1.06"	1.34"	3.15"	2.36"	1.97"	0.39"	M12x1
CAT50-SF3/4-3.15"K	0.750"	1.30"	1.65"	3.15"	2.36"	2.05"	0.39"	M16x1
CAT50-SF1-3.94"K	1.000"	1.73"	2.09"	3.94"	2.75"	2.44"	0.39"	M16x1
CAT50-SF1-1/4-3.94"K	1.250"	1.73"	2.09"	3.94"	2.75"	2.44"	0.39"	M16x1
CAT50-SF1/4-4.72"K	0.250"	0.83"	1.06"	4.72"	3.35"	1.42"	0.39"	M5
CAT50-SF3/8-4.72"K	0.375"	0.94"	1.26"	4.72"	3.35"	1.65"	0.39"	M8x1
CAT50-SF1/2-4.72"K	0.500"	1.06"	1.34"	4.72"	3.35"	1.85"	0.39"	M10x1
CAT50-SF5/8-4.72"K	0.625"	1.06"	1.34"	4.72"	3.35"	1.97"	0.39"	M12x1
CAT50-SF3/4-4.72"K	0.750"	1.30"	1.65"	4.72"	3.35"	2.05"	0.39"	M16x1
CAT50-SF1-4.72"K	1.000"	1.73"	2.09"	4.72"	3.35"	2.44"	0.39"	M16x1
CAT50-SF1-1/4-4.72"K	1.250"	1.73"	2.09"	4.72"	3.35"	2.44"	0.39"	M16x1
CAT50-SF1/4-6.30"K	0.250"	0.83"	1.26"	6.30"	4.92"	1.42"	0.39"	M5
CAT50-SF3/8-6.30"K	0.375"	0.94"	1.34"	6.30"	4.92"	1.65"	0.39"	M8x1
CAT50-SF1/2-6.30"K	0.500"	1.06"	1.65"	6.30"	4.92"	1.85"	0.39"	M10x1
CAT50-SF5/8-6.30"K	0.625"	1.06"	1.65"	6.30"	4.92"	1.97"	0.39"	M12x1
CAT50-SF3/4-6.30"K	0.750"	1.30"	2.01"	6.30"	4.92"	2.05"	0.39"	M16x1
CAT50-SF1-6.30"K	1.000"	1.73"	2.36"	6.30"	4.92"	2.44"	0.39"	M16x1
CAT50-SF1-1/4-6.30"K	1.250"	1.73"	2.36"	6.30"	4.92"	2.44"	0.39"	M16x1

**SHRINK**

**Shrink Fit Chuck 4.5°**

热缩刀柄, 标准型

A ↗ ≤0.003	G Value G2.5	 AD AD/B
---------------	-----------------	-------------



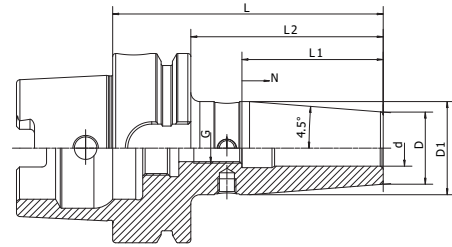
Size	d	D	D1	L	L2	L1	N	G
HSK32A-SF03-65	3	15	20	65	45	-	-	-
HSK32A-SF04-65	4	15	20	65	45	-	-	-
HSK32A-SF05-65	5	15	20	65	45	-	-	-
HSK32A-SF06-75	6	21	26	75	55	36	10	M5
HSK32A-SF08-75	8	21	26	75	55	36	10	M6
HSK32A-SF10-75	10	24	29	75	55	42	10	M8x1
HSK32A-SF12-80	12	24	29	80	60	47	5	M10x1
HSK40A-SF03-60	3	15	20	60	40	-	-	-
HSK40A-SF04-60	4	15	20	60	40	-	-	-
HSK40A-SF05-60	5	15	20	60	40	-	-	-
HSK40A-SF06-80	6	21	27	80	60	36	10	M5
HSK40A-SF08-80	8	21	27	80	60	36	10	M6
HSK40A-SF10-80	10	24	32	80	60	42	10	M8x1
HSK40A-SF12-90	12	24	32	90	70	47	10	M10x1
HSK40A-SF14-90	14	27	34	90	70	47	10	M10x1
HSK40A-SF16-90	16	27	34	90	70	50	10	M12x1
HSK50A-SF03-80	3	15	20	80	54	-	-	-
HSK50A-SF04-80	4	15	20	80	54	-	-	-
HSK50A-SF05-80	5	15	20	80	54	-	-	-
HSK50A-SF06-80	6	21	27	80	54	36	10	M5
HSK50A-SF08-80	8	21	27	80	54	36	10	M6
HSK50A-SF10-85	10	24	32	85	59	42	10	M8x1
HSK50A-SF12-90	12	24	32	90	64	47	10	M10x1
HSK50A-SF14-90	14	27	34	90	64	47	10	M10x1
HSK50A-SF16-95	16	27	34	95	69	50	10	M12x1
HSK50A-SF18-95	18	33	42	95	69	50	10	M12x1
HSK50A-SF20-100	20	33	42	100	74	52	10	M16x1

**SHRINK**

**Shrink Fit Chuck 4.5°**

热缩刀柄, 标准型

A ↗ ≤0.003	G Value G2.5	AD AD/B
---------------	-----------------	---------



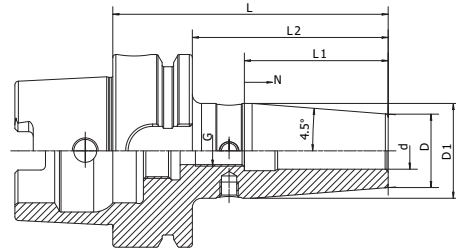
Size	d	D	D1	L	L2	L1	N	G
HSK63A-SF03-80	3	15	20	80	54	-	-	-
HSK63A-SF04-80	4	15	20	80	54	-	-	-
HSK63A-SF05-80	5	15	20	80	54	-	-	-
HSK63A-SF06-80	6	21	26.5	80	54	36	10	M5
HSK63A-SF08-80	8	21	26.5	80	54	36	10	M6
HSK63A-SF10-85	10	24	30.5	85	59	42	10	M8x1
HSK63A-SF12-90	12	24	31	90	64	47	10	M10x1
HSK63A-SF14-90	14	27	34	90	64	47	10	M10x1
HSK63A-SF16-95	16	27	34	95	69	50	10	M12x1
HSK63A-SF18-95	18	33	41	95	69	50	10	M12x1
HSK63A-SF20-100	20	33	42	100	74	52	10	M16x1
HSK63A-SF25-115	25	44	52.5	115	89	58	10	M16x1
HSK63A-SF32-120	32	44	52.5	120	94	62	10	M16x1
HSK63A-SF03-120	3	15	20	120	94	-	-	-
HSK63A-SF04-120	4	15	20	120	94	-	-	-
HSK63A-SF05-120	5	15	20	120	94	-	-	-
HSK63A-SF06-120	6	21	27	120	94	36	10	M5
HSK63A-SF08-120	8	21	27	120	94	36	10	M6
HSK63A-SF10-120	10	24	32	120	94	42	10	M8x1
HSK63A-SF12-120	12	24	32	120	94	47	10	M10x1
HSK63A-SF14-120	14	27	34	120	94	47	10	M10x1
HSK63A-SF16-120	16	27	34	120	94	50	10	M12x1
HSK63A-SF18-120	18	33	42	120	94	50	10	M12x1
HSK63A-SF20-120	20	33	42	120	94	52	10	M16x1
HSK63A-SF25-120	25	44	52.5	120	94	58	10	M16x1

SHRINK

**Shrink Fit Chuck 4.5°**

热缩刀柄, 标准型

A ↗ ≤0.003	G Value G2.5	 AD AD/B
---------------	-----------------	-------------

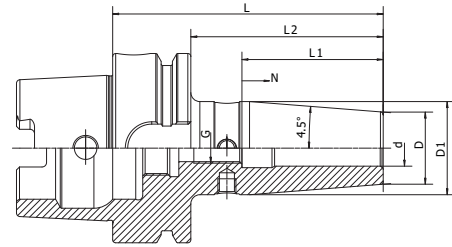


Size	d	D	D1	L	L2	L1	N	G
HSK63A-SF03-160	3	15	25	160	134	-	-	-
HSK63A-SF04-160	4	15	25	160	134	-	-	-
HSK63A-SF05-160	5	15	25	160	134	-	-	-
HSK63A-SF06-160	6	21	32	160	134	36	10	M5
HSK63A-SF08-160	8	21	32	160	134	36	10	M6
HSK63A-SF10-160	10	24	34	160	134	42	10	M8x1
HSK63A-SF12-160	12	24	34	160	134	47	10	M10x1
HSK63A-SF14-160	14	27	42	160	134	47	10	M10x1
HSK63A-SF16-160	16	27	42	160	134	50	10	M12x1
HSK63A-SF18-160	18	33	51	160	134	50	10	M12x1
HSK63A-SF20-160	20	33	51	160	134	52	10	M16x1
HSK63A-SF25-160	25	44	52.5	160	134	58	10	M16x1
HSK63A-SF32-160	32	44	52.5	160	134	62	10	M16x1
HSK63A-SF06-200	6	21	32	200	174	36	10	M5
HSK63A-SF08-200	8	21	32	200	174	36	10	M6
HSK63A-SF10-200	10	24	34	200	174	42	10	M8x1
HSK63A-SF12-200	12	24	34	200	174	47	10	M10x1
HSK63A-SF14-200	14	27	42	200	174	47	10	M10x1
HSK63A-SF16-200	16	27	42	200	174	50	10	M12x1
HSK63A-SF18-200	18	33	51	200	174	50	10	M12x1
HSK63A-SF20-200	20	33	51	200	174	52	10	M16x1
HSK63A-SF25-200	25	44	52.5	200	174	58	10	M16x1
HSK63A-SF32-200	32	44	52.5	200	174	62	10	M16x1

**Shrink Fit Chuck 4.5°**

热缩刀柄, 标准型

A ↗ ≤0.003	G Value G2.5	AD AD/B
---------------	-----------------	---------



Size	d	D	D1	L	L2	L1	N	G
HSK80A-SF06-85	6	21	27	85	59	36	10	M5
HSK80A-SF08-85	8	21	27	85	59	36	10	M6
HSK80A-SF10-90	10	24	32	90	64	42	10	M8x1
HSK80A-SF12-95	12	24	32	95	69	47	10	M10x1
HSK80A-SF14-95	14	27	34	95	69	47	10	M10x1
HSK80A-SF16-100	16	27	34	100	74	50	10	M12x1
HSK80A-SF18-100	18	33	42	100	74	50	10	M12x1
HSK80A-SF20-105	20	33	42	105	79	52	10	M16x1
HSK80A-SF25-115	25	44	53	115	89	58	10	M16x1
HSK80A-SF32-120	32	44	53	120	94	62	10	M16x1
HSK100A-SF03-85	3	15	20	85	56	-	-	-
HSK100A-SF04-85	4	15	20	85	56	-	-	-
HSK100A-SF05-85	5	15	20	85	56	-	-	-
HSK100A-SF06-85	6	21	26.5	85	56	36	10	M5
HSK100A-SF08-85	8	21	26.5	85	56	36	10	M6
HSK100A-SF10-90	10	24	30.5	90	61	42	10	M8x1
HSK100A-SF12-95	12	24	31	95	66	47	10	M10x1
HSK100A-SF14-95	14	27	34	95	66	47	10	M10x1
HSK100A-SF16-100	16	27	34	100	71	50	10	M12x1
HSK100A-SF18-100	18	33	41	100	71	50	10	M12x1
HSK100A-SF20-105	20	33	42	105	76	52	10	M16x1
HSK100A-SF25-115	25	44	53	115	86	58	10	M16x1
HSK100A-SF32-120	32	44	53	120	91	62	10	M16x1

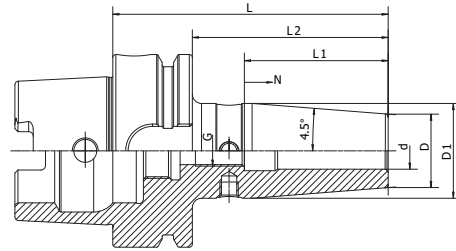
SHRINK



**Shrink Fit Chuck 4.5°**

热缩刀柄, 标准型

A ↗ ≤0.003	G Value G2.5	 AD AD/B
---------------	-----------------	-------------

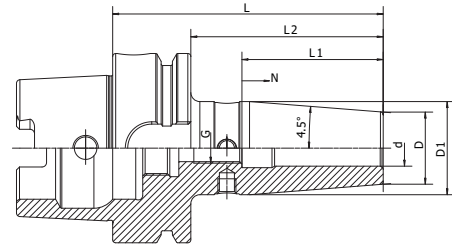


Size	d	D	D1	L	L2	L1	N	G
HSK100A-SF06-120	6	21	27	120	91	36	10	M5
HSK100A-SF08-120	8	21	27	120	91	36	10	M6
HSK100A-SF10-120	10	24	32	120	91	42	10	M8x1
HSK100A-SF12-120	12	24	32	120	91	47	10	M10x1
HSK100A-SF14-120	14	27	34	120	91	47	10	M10x1
HSK100A-SF16-120	16	27	34	120	91	50	10	M12x1
HSK100A-SF18-120	18	33	42	120	91	50	10	M12x1
HSK100A-SF20-120	20	33	42	120	91	52	10	M16x1
HSK100A-SF25-120	25	44	53	120	91	58	10	M16x1
HSK100A-SF06-160	6	21	32	160	131	36	10	M5
HSK100A-SF08-160	8	21	32	160	131	36	10	M6
HSK100A-SF10-160	10	24	34	160	131	42	10	M8x1
HSK100A-SF12-160	12	24	34	160	131	47	10	M10x1
HSK100A-SF14-160	14	27	42	160	131	47	10	M10x1
HSK100A-SF16-160	16	27	42	160	131	50	10	M12x1
HSK100A-SF18-160	18	33	50.5	160	131	50	10	M12x1
HSK100A-SF20-160	20	33	50.5	160	131	52	10	M16x1
HSK100A-SF25-160	25	44	60	160	131	58	10	M16x1
HSK100A-SF32-160	32	44	60	160	131	62	10	M16x1
HSK100A-SF06-200	6	21	32	200	171	36	10	M5
HSK100A-SF08-200	8	21	32	200	171	36	10	M6
HSK100A-SF10-200	10	24	34	200	171	42	10	M8x1
HSK100A-SF12-200	12	24	34	200	171	47	10	M10x1
HSK100A-SF14-200	14	27	42	200	171	47	10	M10x1
HSK100A-SF16-200	16	27	42	200	171	50	10	M12x1
HSK100A-SF18-200	18	33	51	200	171	50	10	M12x1
HSK100A-SF20-200	20	33	51	200	171	52	10	M16x1
HSK100A-SF25-200	25	44	60	200	171	58	10	M16x1
HSK100A-SF32-200	32	44	60	200	171	62	10	M16x1

**Shrink Fit Chuck 4.5°**

热缩刀柄, 标准型

A ↗ ≤0.003	G Value G2.5	 AD AD/B
---------------	-----------------	-------------

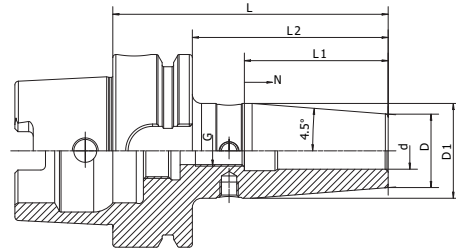


Size	d	D	D1	L	L2	L1	N	G
HSK63A-SF1/8-3.15"	0.125"	0.59"	0.79"	3.15"	2.13"	-	-	-
HSK63A-SF3/16-3.15"	0.187"	0.59"	0.79"	3.15"	2.13"	-	-	-
HSK63A-SF1/4-3.15"	0.250"	0.83"	1.06"	3.15"	2.13"	1.42"	0.39"	M5
HSK63A-SF5/16-3.15"	0.312"	0.83"	1.06"	3.15"	2.13"	1.42"	0.39"	M6
HSK63A-SF3/8-3.35"	0.375"	0.94"	1.26"	3.35"	2.32"	1.65"	0.39"	M8x1
HSK63A-SF1/2-3.54"	0.500"	1.06"	1.34"	3.54"	2.52"	1.85"	0.39"	M10x1
HSK63A-SF5/8-3.74"	0.625"	1.06"	1.34"	3.74"	2.72"	1.97"	0.39"	M12x1
HSK63A-SF3/4-3.94"	0.750"	1.30"	1.65"	3.94"	2.91"	2.05"	0.39"	M16x1
HSK63A-SF1-4.53"	1.000"	1.73"	2.07"	4.53"	3.50"	2.44"	0.39"	M16x1
HSK63A-SF1/8-4.72"	0.125"	0.59"	0.79"	4.72"	3.70"	-	-	-
HSK63A-SF3/16-4.72"	0.187"	0.59"	0.79"	4.72"	3.70"	-	-	-
HSK63A-SF1/4-4.72"	0.250"	0.83"	1.06"	4.72"	3.70"	1.42"	0.39"	M5
HSK63A-SF5/16-4.72"	0.312"	0.83"	1.06"	4.72"	3.70"	1.42"	0.39"	M6
HSK63A-SF3/8-4.72"	0.375"	0.94"	1.26"	4.72"	3.70"	1.65"	0.39"	M8x1
HSK63A-SF1/2-4.72"	0.500"	1.06"	1.34"	4.72"	3.70"	1.85"	0.39"	M10x1
HSK63A-SF5/8-4.72"	0.625"	1.06"	1.34"	4.72"	3.70"	1.97"	0.39"	M12x1
HSK63A-SF3/4-4.72"	0.750"	1.30"	1.65"	4.72"	3.70"	2.05"	0.39"	M16x1
HSK63A-SF1-4.72"	1.000"	1.73"	2.07"	4.72"	3.70"	2.44"	0.39"	M16x1
HSK63A-SF1-1/4-4.72"	1.250"	1.73"	2.07"	4.72"	3.70"	2.44"	0.39"	M16x1
HSK63A-SF1/8-6.3"	0.125"	0.59"	1.06"	6.30"	5.28"	-	-	-
HSK63A-SF3/16-6.3"	0.187"	0.59"	1.06"	6.30"	5.28"	-	-	-
HSK63A-SF1/4-6.3"	0.250"	0.83"	1.26"	6.30"	5.28"	1.42"	0.39"	M5
HSK63A-SF5/16-6.3"	0.312"	0.83"	1.26"	6.30"	5.28"	1.42"	0.39"	M6
HSK63A-SF3/8-6.3"	0.375"	0.94"	1.34"	6.30"	5.28"	1.65"	0.39"	M8x1
HSK63A-SF1/2-6.3"	0.500"	1.06"	1.65"	6.30"	5.28"	1.85"	0.39"	M10x1
HSK63A-SF5/8-6.3"	0.625"	1.06"	1.65"	6.30"	5.28"	1.97"	0.39"	M12x1
HSK63A-SF3/4-6.3"	0.750"	1.30"	2.01"	6.30"	5.28"	2.05"	0.39"	M16x1
HSK63A-SF1-6.3"	1.000"	1.73"	2.07"	6.30"	5.28"	2.44"	0.39"	M16x1
HSK63A-SF1-1/4-6.3"	1.250"	1.73"	2.07"	6.30"	5.28"	2.44"	0.39"	M16x1

SHRINK

**Shrink Fit Chuck 4.5° , Coolant**
**热缩刀柄，标准型水型**

A ↗ ≤0.003	G Value G2.5	 AD AD/B
---------------	-----------------	-------------

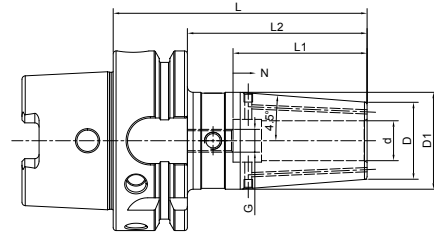


Size	d	D	D1	L	L2	L1	N	G
HSK80A-SF1/4-3.35"	0.250"	0.83"	1.06"	3.35"	2.32"	1.42"	0.39"	M5
HSK80A-SF3/8-3.54"	0.375"	0.94"	1.26"	3.54"	2.52"	1.65"	0.39"	M8x1
HSK80A-SF1/2-3.74"	0.500"	1.06"	1.34"	3.74"	2.72"	1.85"	0.39"	M10x1
HSK80A-SF5/8-3.94"	0.625"	1.06"	1.34"	3.94"	2.91"	1.97"	0.39"	M12x1
HSK80A-SF3/4-4.13"	0.750"	1.30"	1.65"	4.13"	3.11"	2.05"	0.39"	M16x1
HSK80A-SF1-4.53"	1.000"	1.73"	2.09"	4.53"	3.50"	2.44"	0.39"	M16x1
HSK80A-SF1-1/4-4.72"	1.250"	1.73"	2.09"	4.72"	3.70"	2.44"	0.39"	M16x1
HSK100A-SF1/4-3.35"	0.250"	0.83"	1.06"	3.35"	2.20"	1.42"	0.39"	M5
HSK100A-SF3/8-3.54"	0.375"	0.94"	1.26"	3.54"	2.40"	1.65"	0.39"	M8x1
HSK100A-SF1/2-3.74"	0.500"	1.06"	1.34"	3.74"	2.60"	1.85"	0.39"	M10x1
HSK100A-SF5/8-3.94"	0.625"	1.06"	1.34"	3.94"	2.80"	1.97"	0.39"	M12x1
HSK100A-SF3/4-4.13"	0.750"	1.30"	1.65"	4.13"	2.99"	2.05"	0.39"	M16x1
HSK100A-SF1-4.53"	1.000"	1.73"	2.09"	4.53"	3.39"	2.44"	0.39"	M16x1
HSK100A-SF1/4-4.72"	0.250"	0.83"	1.06"	4.72"	3.58"	1.42"	0.39"	M5
HSK100A-SF3/8-4.72"	0.375"	0.94"	1.26"	4.72"	3.58"	1.65"	0.39"	M8x1
HSK100A-SF1/2-4.72"	0.500"	1.06"	1.34"	4.72"	3.58"	1.85"	0.39"	M10x1
HSK100A-SF5/8-4.72"	0.625"	1.06"	1.34"	4.72"	3.58"	1.97"	0.39"	M12x1
HSK100A-SF3/4-4.72"	0.750"	1.30"	1.65"	4.72"	3.58"	2.05"	0.39"	M16x1
HSK100A-SF1-4.72"	1.000"	1.73"	2.09"	4.72"	3.58"	2.44"	0.39"	M16x1
HSK100A-SF1-1/4-4.72"	1.250"	1.73"	2.09"	4.72"	3.58"	2.44"	0.39"	M16x1
HSK100A-SF1/4-6.30"	0.250"	0.83"	1.26"	6.30"	5.16"	1.42"	0.39"	M5
HSK100A-SF3/8-6.30"	0.375"	0.94"	1.34"	6.30"	5.16"	1.65"	0.39"	M8x1
HSK100A-SF1/2-6.30"	0.500"	1.06"	1.65"	6.30"	5.16"	1.85"	0.39"	M10x1
HSK100A-SF5/8-6.30"	0.625"	1.06"	1.65"	6.30"	5.16"	1.97"	0.39"	M12x1
HSK100A-SF3/4-6.30"	0.750"	1.30"	2.01"	6.30"	5.16"	2.05"	0.39"	M16x1
HSK100A-SF1-6.30"	1.000"	1.73"	2.36"	6.30"	5.16"	2.44"	0.39"	M16x1
HSK100A-SF1-1/4-6.30"	1.250"	1.73"	2.36"	6.30"	5.16"	2.44"	0.39"	M16x1

**SHRINK**

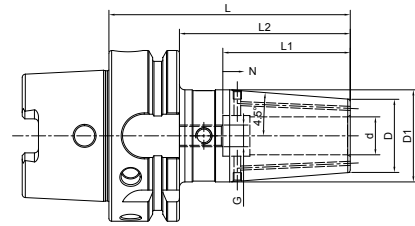
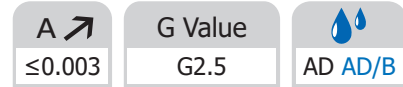
**Shrink Fit Chuck 4.5° , Coolant**  
**热缩刀柄, 端面出水型**

A ↗ ≤0.003	G Value G2.5	AD AD/B
---------------	-----------------	---------



Size	d	D	D1	L	L2	L1	N	G
HSK63A-SF03-80K	3	15	20	80	54	-	-	-
HSK63A-SF04-80K	4	15	20	80	54	-	-	-
HSK63A-SF05-80K	5	15	20	80	54	-	-	-
HSK63A-SF06-80K	6	21	26.5	80	54	36	10	M5
HSK63A-SF08-80K	8	21	26.5	80	54	36	10	M6
HSK63A-SF10-85K	10	24	30.5	85	59	42	10	M8x1
HSK63A-SF12-90K	12	24	31	90	64	47	10	M10x1
HSK63A-SF14-90K	14	27	34	90	64	47	10	M10x1
HSK63A-SF16-95K	16	27	34	95	69	50	10	M12x1
HSK63A-SF18-95K	18	33	41	95	69	50	10	M12x1
HSK63A-SF20-100K	20	33	42	100	74	52	10	M16x1
HSK63A-SF25-115K	25	44	52.5	115	89	58	10	M16x1
HSK63A-SF32-120K	32	44	52.5	120	94	62	10	M16x1
HSK63A-SF03-120K	3	15	20	120	94	-	-	-
HSK63A-SF04-120K	4	15	20	120	94	-	-	-
HSK63A-SF05-120K	5	15	20	120	94	-	-	-
HSK63A-SF06-120K	6	21	27	120	94	36	10	M5
HSK63A-SF08-120K	8	21	27	120	94	36	10	M6
HSK63A-SF10-120K	10	24	32	120	94	42	10	M8x1
HSK63A-SF12-120K	12	24	32	120	94	47	10	M10x1
HSK63A-SF14-120K	14	27	34	120	94	47	10	M10x1
HSK63A-SF16-120K	16	27	34	120	94	50	10	M12x1
HSK63A-SF18-120K	18	33	42	120	94	50	10	M12x1
HSK63A-SF20-120K	20	33	42	120	94	52	10	M16x1
HSK63A-SF25-120K	25	44	52.5	120	94	58	10	M16x1

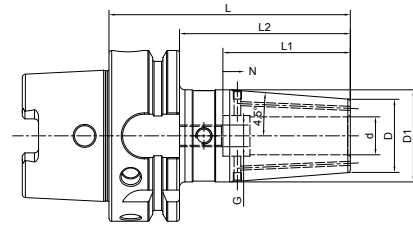
SHRINK

**Shrink Fit Chuck 4.5° , Coolant**
**热缩刀柄，端面出水型**


Size	d	D	D1	L	L2	L1	N	G
HSK63A-SF03-160K	3	15	25	160	134	-	-	-
HSK63A-SF04-160K	4	15	25	160	134	-	-	-
HSK63A-SF05-160K	5	15	25	160	134	-	-	-
HSK63A-SF06-160K	6	21	32	160	134	36	10	M5
HSK63A-SF08-160K	8	21	32	160	134	36	10	M6
HSK63A-SF10-160K	10	24	34	160	134	42	10	M8x1
HSK63A-SF12-160K	12	24	34	160	134	47	10	M10x1
HSK63A-SF14-160K	14	27	42	160	134	47	10	M10x1
HSK63A-SF16-160K	16	27	42	160	134	50	10	M12x1
HSK63A-SF18-160K	18	33	51	160	134	50	10	M12x1
HSK63A-SF20-160K	20	33	51	160	134	52	10	M16x1
HSK63A-SF25-160K	25	44	52.5	160	134	58	10	M16x1
HSK63A-SF32-160K	32	44	52.5	160	134	62	10	M16x1
HSK100A-SF06-85K	6	21	26.5	85	56	36	10	M5
HSK100A-SF08-85K	8	21	26.5	85	56	36	10	M6
HSK100A-SF10-90K	10	24	30.5	90	61	42	10	M8x1
HSK100A-SF12-95K	12	24	31	95	66	47	10	M10x1
HSK100A-SF14-95K	14	27	34	95	66	47	10	M10x1
HSK100A-SF16-100K	16	27	34	100	71	50	10	M12x1
HSK100A-SF18-100K	18	33	42	100	71	50	10	M12x1
HSK100A-SF20-105K	20	33	42	105	76	52	10	M16x1
HSK100A-SF25-115K	25	44	53	115	86	58	10	M16x1
HSK100A-SF32-120K	32	44	53	120	91	62	10	M16x1

**Shrink Fit Chuck 4.5° , Coolant**  
**热缩刀柄, 端面出水型**

A ↗ ≤0.003	G Value G2.5	AD AD/B
---------------	-----------------	---------



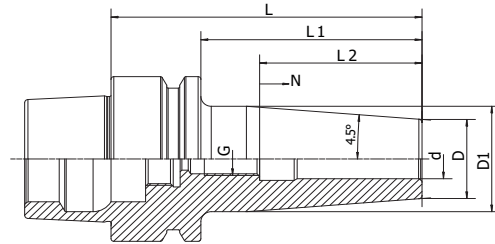
Size	d	D	D1	L	L2	L1	N	G
HSK100A-SF06-120K	6	21	27	120	91	36	10	M5
HSK100A-SF08-120K	8	21	27	120	91	36	10	M6
HSK100A-SF10-120K	10	24	32	120	91	42	10	M8x1
HSK100A-SF12-120K	12	24	32	120	91	47	10	M10x1
HSK100A-SF14-120K	14	27	34	120	91	47	10	M10x1
HSK100A-SF16-120K	16	27	34	120	91	50	10	M12x1
HSK100A-SF18-120K	18	33	42	120	91	50	10	M12x1
HSK100A-SF20-120K	20	33	42	120	91	52	10	M16x1
HSK100A-SF25-120K	25	44	53	120	91	58	10	M16x1
HSK100A-SF06-160K	6	21	32	160	131	36	10	M5
HSK100A-SF08-160K	8	21	32	160	131	36	10	M6
HSK100A-SF10-160K	10	24	34	160	131	42	10	M8x1
HSK100A-SF12-160K	12	24	34	160	131	47	10	M10x1
HSK100A-SF14-160K	14	27	42	160	131	47	10	M10x1
HSK100A-SF16-160K	16	27	42	160	131	50	10	M12x1
HSK100A-SF18-160K	18	33	51	160	131	50	10	M12x1
HSK100A-SF20-160K	20	33	51	160	131	52	10	M16x1
HSK100A-SF25-160K	25	44	60	160	131	58	10	M16x1
HSK100A-SF32-160K	32	44	60	160	131	62	10	M16x1

**SHRINK**

**Shrink Fit Chuck 4.5°**

热缩刀柄, 标准型

A ↗ ≤0.003	G Value G2.5	AD AD/B
---------------	-----------------	---------



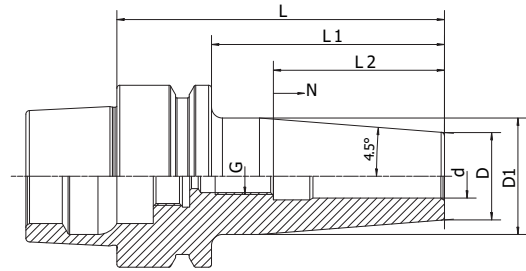
Size	d	D	D1	L	L2	L1	N	G
HSK25E-SF06-50	6	15	19	50	40	36	5	M5
HSK32E-SF03-60	3	15	20	60	40	-	-	-
HSK32E-SF04-60	4	15	20	60	40	-	-	-
HSK32E-SF05-60	5	15	20	60	40	-	-	-
HSK32E-SF06-70	6	20	26	70	50	36	10	M5
HSK32E-SF08-70	8	20	26	70	50	36	10	M6
HSK32E-SF10-70	10	24	29	70	50	42	10	M8x1
HSK32E-SF12-70	12	24	29	70	50	47	10	M10x1
HSK40E-SF03-60	3	15	20	60	40	-	-	-
HSK40E-SF04-60	4	15	20	60	40	-	-	-
HSK40E-SF05-60	5	15	20	60	40	-	-	-
HSK40E-SF06-65	6	21	27	65	45	36	10	M5
HSK40E-SF08-65	8	21	27	65	45	36	10	M6
HSK40E-SF10-65	10	24	30	65	45	42	10	M8x1
HSK40E-SF12-65	12	24	30	65	45	47	10	M10x1
HSK40E-SF03-80	3	15	20	80	60	-	-	-
HSK40E-SF04-80	4	15	20	80	60	-	-	-
HSK40E-SF05-80	5	15	20	80	60	-	-	-
HSK40E-SF06-80	6	21	27	80	60	36	10	M5
HSK40E-SF08-80	8	21	27	80	60	36	10	M6
HSK40E-SF10-80	10	24	32	80	60	42	10	M8x1
HSK40E-SF12-90	12	24	32	90	70	47	10	M10x1
HSK40E-SF16-90	16	27	34	90	70	50	10	M12x1
HSK40E-SF03-120	3	15	20	120	100	-	-	-
HSK40E-SF04-120	4	15	20	120	100	-	-	-
HSK40E-SF05-120	5	15	20	120	100	-	-	-
HSK40E-SF06-120	6	21	27	120	100	36	10	M5
HSK40E-SF08-120	8	21	27	120	100	36	10	M6
HSK40E-SF10-120	10	24	32	120	100	42	10	M8x1
HSK40E-SF12-120	12	24	32	120	100	47	10	M10x1

**Shrink Fit Chuck 4.5°**

热缩刀柄, 标准型



A ↗ ≤0.003	G Value G2.5	AD AD/B
---------------	-----------------	---------




Size	d	D	D1	L	L2	L1	N	G
HSK50E-SF03-80	3	15	20	80	54	-	-	-
HSK50E-SF04-80	4	15	20	80	54	-	-	-
HSK50E-SF05-80	5	15	20	80	54	-	-	-
HSK50E-SF06-80	6	21	27	80	54	36	10	M5
HSK50E-SF08-80	8	21	27	80	54	36	10	M6
HSK50E-SF10-85	10	24	32	85	59	42	10	M8x1
HSK50E-SF12-90	12	24	32	90	64	47	10	M10x1
HSK50E-SF14-90	14	27	34	90	64	47	10	M10x1
HSK50E-SF16-95	16	27	34	95	69	50	10	M12x1
HSK50E-SF18-95	18	33	41	95	69	50	10	M12x1
HSK50E-SF20-100	20	33	41	100	74	52	10	M16x1
HSK63E-SF06-90	6	21	27	90	64	36	10	M5
HSK63E-SF08-90	8	21	27	90	64	36	10	M6
HSK63E-SF10-90	10	24	32	90	64	42	10	M8x1
HSK63E-SF12-90	12	24	32	90	64	47	10	M10x1
HSK63E-SF14-90	14	27	34	90	64	47	10	M10x1
HSK63E-SF16-95	16	27	34	95	69	50	10	M12x1
HSK63E-SF18-95	18	33	42	95	69	50	10	M12x1
HSK63E-SF20-100	20	33	42	100	74	52	10	M16x1
HSK63E-SF25-115	25	44	53	115	89	58	10	M16x1

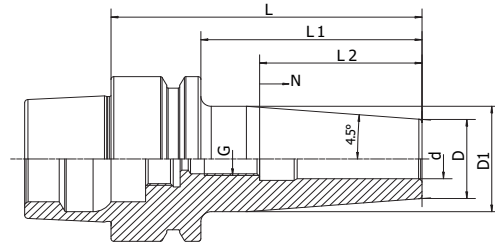
**SHRINK**



**Shrink Fit Chuck 4.5°**

热缩刀柄, 标准型

A ↗ ≤0.003	G Value G2.5	 AD AD/B
---------------	-----------------	--



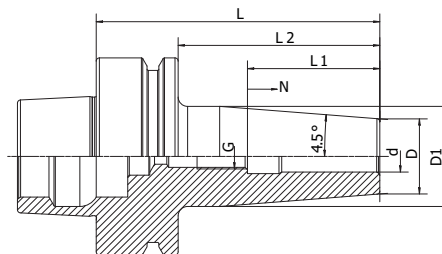
Size	d	D	D1	L	L2	L1	N	G
HSK40E-SF1/8"-3.54"	1/8"	0.36"	0.47"	3.54"	2.76"	0.79"	-	-
HSK40E-SF3/16"-3.54"	3/16"	0.63"	0.71"	3.54"	2.76"	0.79"	-	-
HSK40E-SF1/4"-3.54"	1/4"	0.71"	1.06"	3.54"	2.76"	1.42"	0.39"	M5 x 0.8P
HSK40E-SF5/16"-3.54"	5/16"	0.83"	1.06"	3.54"	2.76"	1.42"	0.39"	M6 x 1.0P
HSK40E-SF3/8"-3.54"	3/8"	0.94"	1.26"	3.54"	2.76"	1.65"	0.39"	M8 x 1.25P

**Shrink Fit Chuck 4.5°**

热缩刀柄, 标准型



A ↗ ≤0.003	G Value G2.5	AD AD/B
---------------	-----------------	---------



Size	d	D	D1	L	L2	L1	N	G
HSK40F-SF03-60	3	15	20	60	40	-	-	-
HSK40F-SF04-60	4	15	20	60	40	-	-	-
HSK40F-SF05-60	5	15	20	60	40	-	-	-
HSK40F-SF06-65	6	21	27	65	45	36	5	M5
HSK40F-SF08-65	8	21	27	65	45	36	5	M6
HSK40F-SF10-65	10	24	31	65	45	42	5	M8x1
HSK40F-SF12-65	12	24	31	65	45	42	5	M10x1
HSK40F-SF06-80	6	21	27	80	60	36	10	M5
HSK40F-SF08-80	8	21	27	80	60	36	10	M6
HSK40F-SF10-80	10	24	32	80	60	42	10	M8x1
HSK40F-SF12-90	12	24	32	90	70	47	10	M10x1
HSK40F-SF16-90	16	27	34	90	70	50	10	M12x1
HSK63F-SF03-90	3	15	20	90	64	-	-	-
HSK63F-SF04-90	4	15	20	90	54	-	-	-
HSK63F-SF05-90	5	15	20	90	54	-	-	-
HSK63F-SF06-90	6	21	27	90	64	36	10	M5
HSK63F-SF08-90	8	21	27	90	64	36	10	M6
HSK63F-SF10-90	10	24	32	90	64	42	10	M8x1
HSK63F-SF12-90	12	24	32	90	64	47	10	M10x1
HSK63F-SF14-95	14	27	34	95	69	47	10	M10x1
HSK63F-SF16-95	16	27	34	95	69	50	10	M12x1
HSK63F-SF18-95	18	33	42	95	69	50	10	M12x1
HSK63F-SF20-100	20	33	42	100	74	52	10	M16x1
HSK63F-SF25-115	25	36	42	115	89	58	10	M16x1

SHRINK

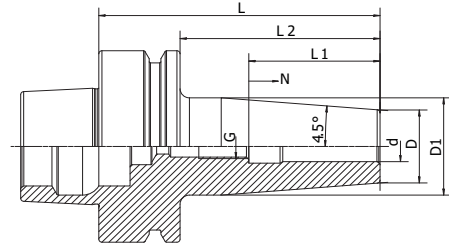
**Shrink Fit Chuck 4.5°**

热缩刀柄, 标准型

 A ↗  
 ≤0.003

 G Value  
 G2.5

AD AD/B

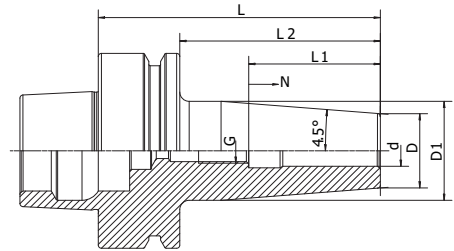


Size	d	D	D1	L	L2	L1	N	G
HSK63F-SF03-120	3	15	20	120	94	-	-	-
HSK63F-SF04-120	4	15	20	120	94	-	-	-
HSK63F-SF05-120	5	15	20	120	94	-	-	-
HSK63F-SF06-120	6	21	27	120	94	36	10	M5
HSK63F-SF08-120	8	21	27	120	94	36	10	M6
HSK63F-SF10-120	10	24	32	120	94	42	10	M8x1
HSK63F-SF12-120	12	24	32	120	94	47	10	M10x1
HSK63F-SF14-120	14	27	34	120	94	47	10	M10x1
HSK63F-SF16-120	16	27	34	120	94	50	10	M12x1
HSK63F-SF18-120	18	33	42	120	94	50	10	M12x1
HSK63F-SF20-120	20	33	42	120	94	52	10	M16x1
HSK63F-SF03-160	3	15	27	160	134	-	-	-
HSK63F-SF04-160	4	15	27	160	134	-	-	-
HSK63F-SF05-160	5	15	27	160	134	-	-	-
HSK63F-SF06-160	6	21	32	160	134	36	10	M5
HSK63F-SF08-160	8	21	32	160	134	36	10	M6
HSK63F-SF10-160	10	24	34	160	134	42	10	M8x1
HSK63F-SF12-160	12	24	34	160	134	47	10	M10x1
HSK63F-SF14-160	14	27	42	160	134	47	10	M10x1
HSK63F-SF16-160	16	27	42	160	134	50	10	M12x1
HSK63F-SF18-160	18	33	51	160	134	50	10	M12x1
HSK63F-SF20-160	20	33	51	160	134	52	10	M16x1

**Shrink Fit Chuck 4.5°**


热缩刀柄, 标准型

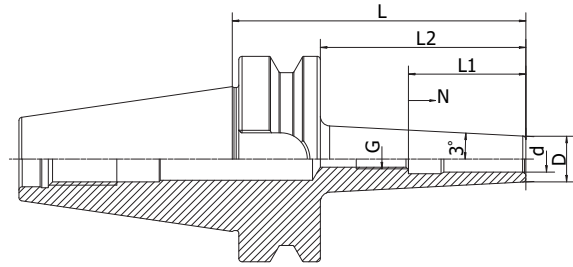
A ↗ ≤0.003	G Value G2.5	AD AD/B
---------------	-----------------	---------



Size	d	D	D1	L	L2	L1	N	G
HSK63F-SF1/4"-3.54"	1/4"	0.83"	1.06"	3.54	2.52	1.42"		M5
HSK63F-SF5/16"-3.54"	5/16"	0.83"	1.06"	3.54	2.52	1.42"		M6
HSK63F-SF3/8"-3.54"	3/8"	0.94"	1.26"	3.54	2.52	1.65"		M8 x 1
HSK63F-SF1/2"-3.54"	1/2"	1.06"	1.34"	3.54	2.52	1.85"		M10 x 1
HSK63F-SF5/8"-3.74"	5/8"	1.06"	1.34"	3.74"	2.72	1.97"		M12 x 1
HSK63F-SF3/4"-3.94"	3/4"	1.30"	1.65"	3.94"	2.91	2.05"		M16 x1
HSK63F-SF1.0"-4.53"	1"	1.73"	2.09"	4.53"	3.5	2.44"		M160 x 1

**Shrink Chuck, 3°**
**热缩刀柄 3度, 细长型**

A ↗ ≤0.003	G Value G2.5	 AD AD/B
---------------	-----------------	---

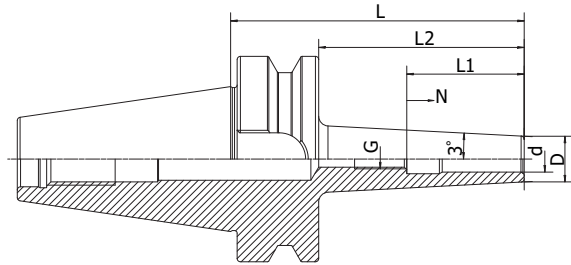


Size	d	D	L	L2	L1	N	G
BT30-SFS03-80	3	9	80	58	-	-	-
BT30-SFS04-80	4	10	80	58	-	-	-
BT30-SFS06-80	6	12	80	58	36	10	M5
BT30-SFS08-80	8	14	80	58	36	10	M6
BT30-SFS10-80	10	16	80	58	42	10	M8x1
BT30-SFS12-80	12	18	80	58	47	10	M10x1
BT30-SFS16-80	16	22	80	58	50	10	M12x1
BT40-SFS03-90	3	9	90	63	-	-	-
BT40-SFS04-90	4	10	90	63	-	-	-
BT40-SFS06-90	6	12	90	63	36	10	M5
BT40-SFS08-90	8	14	90	63	36	10	M6
BT40-SFS10-90	10	16	90	63	42	10	M8x1
BT40-SFS12-90	12	18	90	63	47	10	M10x1
BT40-SFS16-90	16	22	90	63	50	10	M12x1
BT40-SFS03-120	3	9	120	93	-	-	-
BT40-SFS04-120	4	10	120	93	-	-	-
BT40-SFS06-120	6	12	120	93	36	10	M5
BT40-SFS08-120	8	14	120	93	36	10	M6
BT40-SFS10-120	10	16	120	93	42	10	M8x1
BT40-SFS12-120	12	18	120	93	47	10	M10x1
BT40-SFS16-120	16	22	120	93	50	10	M12x1
BT40-SFS03-160	3	9	160	133	-	-	-
BT40-SFS04-160	4	10	160	133	-	-	-
BT40-SFS06-160	6	12	160	133	36	10	M5
BT40-SFS08-160	8	14	160	133	36	10	M6
BT40-SFS10-160	10	16	160	133	42	10	M8x1
BT40-SFS12-160	12	18	160	133	47	10	M10x1
BT40-SFS16-160	16	22	160	133	50	10	M12x1

**Shrink Chuck, 3°**

热缩刀柄 3 度, 细长型


A ↗ ≤0.003	G Value G2.5	AD AD/B
---------------	-----------------	---------

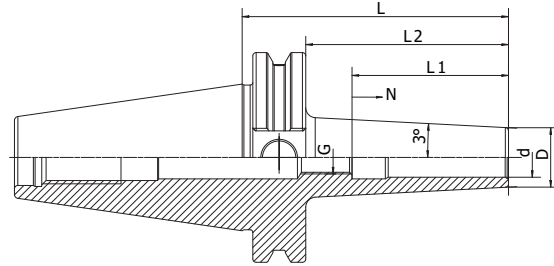


Size	d	D	L	L2	L1	N	G
SK40-SFS03-90	3	9	90	70.9	-	-	-
SK40-SFS04-90	4	10	90	70.9	-	-	-
SK40-SFS06-90	6	12	90	70.9	36	10	M5
SK40-SFS08-90	8	14	90	70.9	36	10	M6
SK40-SFS10-90	10	16	90	70.9	42	10	M8x1
SK40-SFS12-90	12	18	90	70.9	47	10	M10x1
SK40-SFS16-90	16	22	90	70.9	50	10	M12x1
SK40-SFS03-120	3	9	120	100.9	-	-	-
SK40-SFS04-120	4	10	120	100.9	-	-	-
SK40-SFS06-120	6	12	120	100.9	36	10	M5
SK40-SFS08-120	8	14	120	100.9	36	10	M6
SK40-SFS10-120	10	16	120	100.9	42	10	M8x1
SK40-SFS12-120	12	18	120	100.9	47	10	M10x1
SK40-SFS16-120	16	22	120	100.9	50	10	M12x1
SK40-SFS03-160	3	9	160	140.9	-	-	-
SK40-SFS04-160	4	10	160	140.9	-	-	-
SK40-SFS06-160	6	12	160	140.9	36	10	M5
SK40-SFS08-160	8	14	160	140.9	36	10	M6
SK40-SFS10-160	10	16	160	140.9	42	10	M8x1
SK40-SFS12-160	12	18	160	140.9	47	10	M10x1
SK40-SFS16-160	16	22	160	140.9	50	10	M12x1

SHRINK

**Shrink Chuck, 3°**
**热缩刀柄 3 度, 细长型**


A ↗ ≤0.003	G Value G2.5	 AD AD/B
---------------	-----------------	--

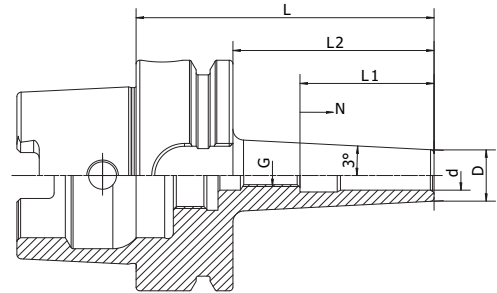


Size	d	D	D1	L	L1	G
CAT40-SFS03-80	3	9	15.5	80	45	M6x1.0P
CAT40-SFS04-80	4	10	16.3	80	45	M6x1.0P
CAT40-SFS06-80	6	12	18.3	80	45	M5x0.8P
CAT40-SFS1/8"-3.15"	1/8"	0.35"	0.60"	3.15"	0.78"	M6x1.0P
CAT40-SFS3/16"-3.15"	3/16"	0.43"	0.68"	3.15"	0.78"	M6x1.0P
CAT40-SFS1/4"-3.15"	1/4"	0.47"	0.72"	3.15"	1.42"	M5x0.8P
CAT40-SFS3/8"-3.15"	3/8"	0.63"	0.88"	3.15"	1.93"	M8x1.25P
CAT40-SFS1/2"-3.15"	1/2"	0.70"	0.96"	3.15"	1.93"	M10x1.5P

**Shrink Chuck, 3°**

**热缩刀柄 3度, 细长型**

A ↗ ≤0.003	G Value G2.5	AD AD/B
---------------	-----------------	---------



Size	d	D	L	L2	L1	N	G
HSK50A-SFS03-80	3	9	80	54	-	-	-
HSK50A-SFS04-80	4	10	80	54	-	-	-
HSK50A-SFS06-80	6	12	80	54	36	10	M5
HSK50A-SFS08-80	8	14	80	54	36	10	M6
HSK50A-SFS10-85	10	16	85	59	42	10	M8x1
HSK50A-SFS12-90	12	18	90	64	47	10	M10x1
HSK50A-SFS16-95	16	22	95	69	50	10	M12x1
HSK63A-SFS03-80	3	9	80	54	-	-	-
HSK63A-SFS04-80	4	10	80	54	-	-	-
HSK63A-SFS06-80	6	12	80	54	36	10	M5
HSK63A-SFS08-80	8	14	80	54	36	10	M6
HSK63A-SFS10-85	10	16	85	59	42	10	M8x1
HSK63A-SFS12-90	12	18	90	64	47	10	M10x1
HSK63A-SFS16-95	16	22	95	69	50	10	M12x1
HSK63A-SFS03-120	3	9	120	94	-	-	-
HSK63A-SFS04-120	4	10	120	94	-	-	-
HSK63A-SFS06-120	6	12	120	94	36	10	M5
HSK63A-SFS08-120	8	14	120	94	36	10	M6
HSK63A-SFS10-120	10	16	120	94	42	10	M8x1
HSK63A-SFS12-120	12	18	120	94	47	10	M10x1
HSK63A-SFS16-120	16	22	120	94	50	10	M12x1
HSK63A-SFS03-160	3	9	160	134	-	-	-
HSK63A-SFS04-160	4	10	160	134	-	-	-
HSK63A-SFS06-160	6	12	160	134	36	10	M5
HSK63A-SFS08-160	8	14	160	134	36	10	M6
HSK63A-SFS10-160	10	16	160	134	42	10	M8x1
HSK63A-SFS12-160	12	18	160	134	47	10	M10x1
HSK63A-SFS16-160	16	22	160	134	50	10	M12x1

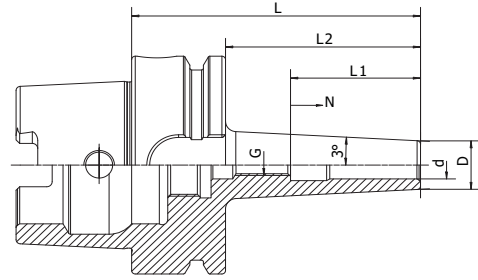
SHRINK



**Shrink Chuck, 3°**
**热缩刀柄 3 度, 细长型**

 A ↗  
 ≤0.003

 G Value  
 G2.5

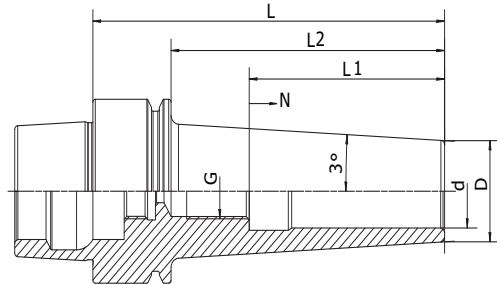

  
 AD AD/B


Size	d	D	L	L2	L1	N	G
HSK63A-SFS1/8-3.15"	0.125"	0.59"	3.15"	2.13"	-	-	-
HSK63A-SFS3/16-3.15"	0.187"	0.59"	3.15"	2.13"	-	-	-
HSK63A-SFS1/4-3.15"	0.250"	0.83"	3.15"	2.13"	1.42"	0.39"	M5
HSK63A-SFS5/16-3.15"	0.312"	0.83"	3.15"	2.13"	1.42"	0.39"	M6
HSK63A-SFS3/8-3.35"	0.375"	0.94"	3.35"	2.32"	1.65"	0.39"	M8x1
HSK63A-SFS1/2-3.54"	0.500"	1.06"	3.54"	2.52"	1.85"	0.39"	M10x1

**Shrink Chuck, 3°**

热缩刀柄 3 度, 细长型

A ↗ ≤0.003	G Value G2.5	AD AD/B
---------------	-----------------	---------



Size	d	D	L	L2	L1	N	G
HSK25E-SFS03-50	3	9	50	33	23	8	M6
HSK25E-SFS04-50	4	10	50	33	20	4	M6
HSK25E-SFS05-50	5	11	50	33	20	3	M6
HSK25E-SFS06-50	6	12	50	33	36	—	—
HSK25E-SFS08-50	8	14	50	38	36	—	—
HSK25E-SFS10-50	10	16	50	40	42	—	—
HSK32E-SFS03-60	3	9	60	44	20	5	M6
HSK32E-SFS04-60	4	10	60	44	20	5	M6
HSK32E-SFS06-70	6	12	70	54	36	5	M5
HSK32E-SFS08-70	8	14	70	54	36	5	M6
HSK32E-SFS10-80	10	16	80	64	42	5	M8x1
HSK40E-SFS03-50	3	9	50	30	20	—	—
HSK40E-SFS04-50	4	10	50	30	20	—	—
HSK40E-SFS06-60	6	12	60	40	36	10	M5
HSK40E-SFS08-60	8	14	60	40	36	10	—
HSK40E-SFS10-60	10	16	60	40	42	10	—
HSK40E-SFS12-60	12	18	60	40	42	10	—
HSK40E-SFS16-70	16	22	70	50	50	10	—
HSK50E-SFS03-60	3	9	60	34	20	—	—
HSK50E-SFS04-80	4	10	80	54	20	—	—
HSK50E-SFS06-80	6	12	80	54	36	10	M5
HSK50E-SFS08-80	8	14	80	54	36	10	M6
HSK50E-SFS10-90	10	16	90	64	42	10	M8x1
HSK50E-SFS12-90	12	18	90	64	47	10	M10x1
HSK50E-SFS16-90	16	22	90	64	50	10	M16x1

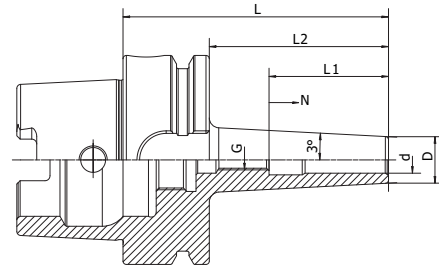
SHRINK

**Shrink Chuck, 3°**

热缩刀柄 3 度, 细长型

 A ↗  
 ≤0.003

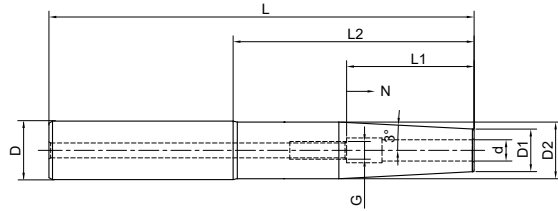
 G Value  
 G2.5

  
 AD AD/B


Size	d	D	D1	L	L2	L1	N	G
HSK40E-SFS1/8-2.36"	1/8"	0.36"	0.63"	2.36"	1.57"	0.78"	–	M6 x 1.0
HSK40E-SFS3/16-2.36"	3/16"	0.43"	0.69"	2.36"	1.57"	0.78"	–	M6 x 1.0
HSK40E-SFS1/4-2.36"	1/4"	0.47"	0.81"	2.36"	1.57"	1.42"	0.39"	M5 x 0.8
HSK40E-SFS3/8-2.36"	3/8"	0.63"	0.94"	2.36"	1.57"	1.65"	0.39"	M8 x 1.25
HSK40E-SFS1/2-2.36"	1/2"	0.71"	1.06"	2.36"	1.57"	1.85"	0.39"	M10 x 1.5
HSK50E-SFS1/8-2.76	0.125	0.39	0.55	2.76	1.65	0.79	–	M6
HSK50E-SFS3/16-2.76	0.187	0.39	0.55	2.76	1.65	0.98	–	M6
HSK50E-SFS1/4-2.76	0.25	0.47	0.63	2.76	1.65	1.42	0.39"	M5
HSK50E-SFS3/8-2.76	0.375	0.63	0.79	2.76	1.65	1.65	0.39"	
HSK50E-SFS1/2-2.76	0.5	0.71	0.87	2.76	1.65	1.85	0.39"	–
HSK50E-SFS5/8-2.76	0.625	0.87	1.02	2.76	1.65	1.85	0.39"	–
HSK50E-SFS1/4-3.54	0.25	0.47	0.71	3.54	2.36	1.42	0.39"	M5
HSK50E-SFS3/8-3.54	0.375	0.63	0.87	3.54	2.36	1.65	0.39"	M8x1
HSK50E-SFS1/2-3.54	0.5	0.79	1.02	3.54	2.36	1.85	0.39"	M10x1
HSK50E-SFS5/8-3.54	0.625	0.87	1.1	3.54	2.36	1.97	0.39"	M10x1
HSK50E-SFS1/8-3.94	0.125	0.39	0.67	3.94	2.76	0.79	–	M6
HSK50E-SFS3/16-3.94	0.187	0.43	0.71	3.94	2.76	0.98	–	M6
HSK50E-SFS1/4-4.72	0.25	0.47	0.83	4.72	3.54	1.42	0.39"	M5
HSK50E-SFS3/8-4.72	0.375	0.63	0.98	4.72	3.54	1.65	0.39"	M8x1
HSK50E-SFS1/2-4.72	0.5	0.79	1.14	4.72	3.54	1.85	0.39"	M10x1
HSK50E-SFS5/8-4.72	0.625	0.87	1.22	4.72	3.54	1.97	0.39"	M10x1

## Shrink Fit Extension (with end stop)

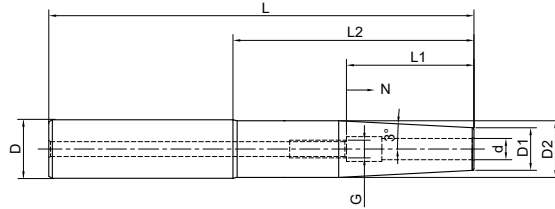
### 3° 直柄热缩延长杆



Size	d	D1	D2	D	L	L1	L2	N	G	
C12-SFS03-120	3	9	11.8	12	120	-	73	-	-	1
C12-SFS04-120	4	10	11.8	12	120	-	73	-	-	1
C12-SFS05-120	5	11	11.8	12	120	-	73	-	-	1
C12-SFS06-120	6	12	17	12	120	36	73	10	M5	3
C12-SFS08-120	8	14	19	12	120	36	73	10	M6	3
C16-SFS03-120	3	9	13	16	120	-	70	-	-	1
C16-SFS04-120	4	10	14	16	120	-	70	-	-	1
C16-SFS05-120	5	11	15	16	120	-	70	-	-	1
C16-SFS06-120	6	12	15.8	16	120	36	70	10	M5	2
C16-SFS08-120	8	14	19	16	120	36	70	10	M6	3
C20-SFS03-120	3	9	13	20	120	-	68	-	-	1
C20-SFS04-120	4	10	14	20	120	-	68	-	-	1
C20-SFS05-120	5	11	15	20	120	-	68	-	-	1
C20-SFS06-120	6	12	16	20	120	36	68	10	M5	1
C20-SFS08-120	8	14	19	20	120	36	68	10	M6	1
C20-SFS10-120	10	16	19.8	20	120	42	68	10	M8x1	1
C20-SFS12-120	12	18	19.8	20	120	47	68	10	M10x1	1
C12-SFS03-160	3	9	11.8	12	160	-	113	-	-	1
C12-SFS04-160	4	10	11.8	12	160	-	113	-	-	1
C16-SFS03-160	3	9	13	16	160	-	110	-	-	1
C16-SFS04-160	4	10	14	16	160	-	110	-	-	1
C16-SFS05-160	5	11	15	16	160	-	110	-	-	1
C20-SFS05-160	5	11	15	20	160	-	110	-	-	1
C20-SFS06-160	6	12	16	20	160	36	108	10	M5	1
C20-SFS08-160	8	14	19	20	160	36	108	10	M6	1
C25-SFS08-160	8	14	19	25	160	36	108	10	M6	1
C25-SFS10-160	10	16	21	25	160	42	108	10	M8x1	1
C25-SFS12-160	12	18	23	25	160	47	108	10	M10x1	1
C25-SFS14-160	14	20	24.8	25	160	47	108	10	M10x1	1
C25-SFS16-160	16	22	24.8	25	160	50	108	10	M12x1	1
C32-SFS10-160	10	16	21	32	160	42	98	10	M8x1	1
C32-SFS12-160	12	18	23	32	160	47	98	10	M10x1	1

## Shrink Fit Extension (with end stop)

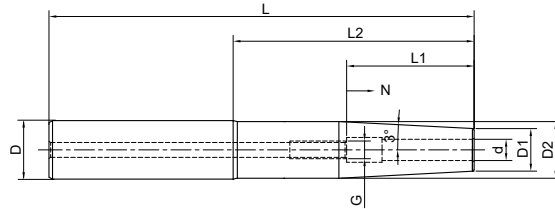
### 3° 直柄热缩延长杆



Size	d	D1	D2	D	L	L1	L2	N	G
C32-SFS14-160	14	20	25	32	160	47	98	10	M10x1
C32-SFS16-160	16	22	28	32	160	50	98	10	M12x1
C32-SFS18-160	18	25	30	32	160	50	98	10	M12x1
C32-SFS20-160	20	26	31.8	32	160	52	98	10	M16x1
C16-SFS03-200	3	9	13	16	200	-	150	-	-
C16-SFS04-200	4	10	14	16	200	-	150	-	-
C16-SFS05-200	5	11	15	16	200	-	150	-	-
C16-SFS06-200	6	12	15.8	16	200	36	150	10	M5
C16-SFS08-200	8	14	19	16	200	36	150	10	M6
C20-SFS04-200	4	10	14	20	200	-	148	-	-
C20-SFS06-200	6	12	16	20	200	36	148	10	M5
C20-SFS08-200	8	14	19	20	200	36	148	10	M6
C20-SFS10-200	10	16	19.8	20	200	42	148	10	M8x1
C20-SFS06-250	6	12	16	20	250	36	198	10	M5
C20-SFS08-250	8	14	19	20	250	36	198	10	M6
C20-SFS10-250	10	16	19.8	20	250	42	198	10	M8x1
C25-SFS12-250	12	18	23	25	250	47	192	10	M10x1
C25-SFS16-250	16	22	28	25	250	50	192	10	M12x1

## Shrink Fit Extension (with end stop)

### 3° 直柄热缩延长杆




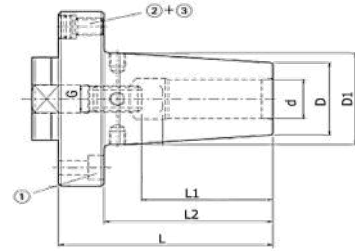
Size	d	D1	D2	D	L	L1	L2	N	G
C1/2-1/8-4.33	1/8	0.39	1/2	1/2	4.33	0.79	2.48	0.2	M6
C3/4-1/8-4.33	1/8	0.39	3/4	3/4	4.33	0.98	2.28	0.2	M6
C1/2-1/4-4.33	1/4	0.47	1/2	1/2	4.33	1.42	2.48	0.39	M5
C3/4-1/4-4.33	1/4	0.47	3/4	3/4	4.33	1.42	2.28	0.39	M5
C3/4-3/8-4.33	3/8	0.63	3/4	3/4	4.33	1.65	2.28	0.39	M8*1
C3/4-1/8-9.84	1/8	0.39	3/4	3/4	9.84	0.79	7.79	0.2	M6
C3/4-1/4-9.84	1/4	0.47	3/4	3/4	9.84	1.42	7.79	0.39	M5
C3/4-3/8-9.84	3/8	0.63	3/4	3/4	9.84	1.65	7.79	0.39	M8*1
C3/4-1/2-9.84	1/2	0.79	1	3/4	9.84	1.85	7.59	0.39	M10*1
C1-1/2-9.84	1/2	0.87	1	1	9.84	1.85	7.59	0.39	M10*1
C1-5/8-9.84	5/8	0.87	1	1	9.84	1.97	7.59	0.39	M12*1

## Module Shrink Chuck

法兰热缩刀柄



A ↗ ≤0.003	G Value G2.5	 AD AD/B
---------------	-----------------	--



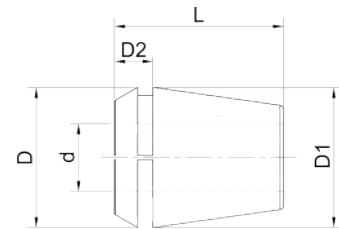
Size	d	D	D1	L	L2	L1	N	G
MOD60-SF06-70	6	21	27	70	57	36	10	M5
MOD60-SF08-70	8	21	27	70	57	36	10	M6
MOD60-SF10-70	10	24	32	70	57	41	10	M8x1
MOD60-SF12-70	12	24	32	70	57	46	10	M10x1
MOD70-SF14-75	14	27	34	75	60	46	10	M10x1
MOD70-SF16-75	16	27	34	75	60	49	10	M12x1
MOD80-SF18-80	18	33	42	80	63	49	10	M12x1
MOD80-SF20-80	20	33	42	80	63	51	10	M16x1
MOD100-SF25-80	25	44	53	80	59	57	10	M16x1
MOD100-SF32-80	32	44	53	80	59	61	10	M16x1

**Shrink Fit ER Collet**

**ER 热缩夹头**



A ↗ ≤0.003	G Value G2.5	AD AD/B
---------------	-----------------	---------



Size	Collet Size	d	D1	D2	L
ER16-SF03	ER16	3	16	6.7	27.5
ER16-SF04	ER16	4	16	6.7	27.5
ER16-SF05	ER16	5	16	6.7	27.5
ER16-SF06	ER16	6	16	6.7	27.5
ER16-SF08	ER16	8	16	6.7	27.5
ER16-SF10	ER16	10	16	6.7	27.5
ER20-SF03	ER20	3	20	7.52	31.5
ER20-SF04	ER20	4	20	7.52	31.5
ER20-SF05	ER20	5	20	7.52	31.5
ER20-SF06	ER20	6	20	7.52	31.5
ER20-SF08	ER20	8	20	7.52	31.5
ER20-SF10	ER20	10	20	7.52	31.5
ER20-SF12	ER20	12	20	7.52	31.5
ER25-SF03	ER25	3	25	8	34
ER25-SF04	ER25	4	25	8	34
ER25-SF05	ER25	5	25	8	34
ER25-SF06	ER25	6	25	8	34
ER25-SF08	ER25	8	25	8	34
ER25-SF10	ER25	10	25	8	34
ER25-SF12	ER25	12	25	8	34
ER25-SF14	ER25	14	25	8	34
ER25-SF16	ER25	16	25	8	34

SHRINK



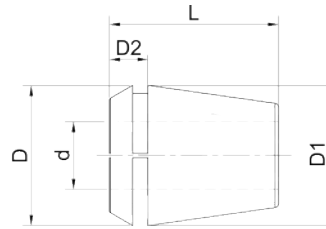
## Shrink Fit ER Collet

### ER 热缩夹头

A ↗  
≤0.003

G Value  
G2.5

AD AD/B

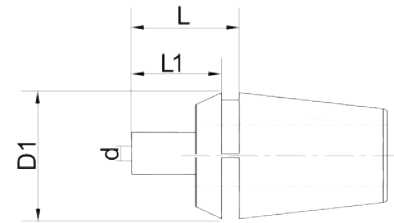


Size	Collet Size	d	D1	D2	L
ER32-SF03	ER32	3	32	9	40
ER32-SF04	ER32	4	32	9	40
ER32-SF05	ER32	5	32	9	40
ER32-SF06	ER32	6	32	9	40
ER32-SF08	ER32	8	32	9	40
ER32-SF10	ER32	10	32	9	40
ER32-SF12	ER32	12	32	9	40
ER32-SF14	ER32	14	32	9	40
ER32-SF16	ER32	16	32	9	40
ER32-SF18	ER32	18	32	9	40
ER32-SF20	ER32	20	32	9	40

## Shrink Fit ER Collet Extension

### ER 热缩延长杆

A ↗ ≤0.003	G Value G2.5	AD AD/B
---------------	-----------------	---------



Size	Collet Size	d	D1	L	L1
ER16-SFS03-35	ER16	3	16	41.7	35
ER16-SFS04-35	ER16	4	16	41.7	35
ER16-SFS05-35	ER16	5	16	41.7	35
ER16-SFS06-35	ER16	6	16	41.7	35
ER16-SFS08-35	ER16	8	16	41.7	35
ER16-SFS10-35	ER16	10	16	41.7	35
ER20-SFS03-35	ER20	3	20	42.52	35
ER20-SFS04-35	ER20	4	20	42.52	35
ER20-SFS05-35	ER20	5	20	42.52	35
ER20-SFS06-35	ER20	6	20	42.52	35
ER20-SFS08-35	ER20	8	20	42.52	35
ER20-SFS10-35	ER20	10	20	42.52	35
ER20-SFS12-35	ER20	12	20	42.52	35
ER25-SFS03-35	ER25	3	25	43	35
ER25-SFS04-35	ER25	4	25	43	35
ER25-SFS05-35	ER25	5	25	43	35
ER25-SFS06-35	ER25	6	25	43	35
ER25-SFS08-35	ER25	8	25	43	35
ER25-SFS10-35	ER25	10	25	43	35
ER25-SFS12-35	ER25	12	25	43	35
ER25-SFS14-35	ER25	14	25	43	35
ER25-SFS16-35	ER25	16	25	43	35

SHRINK

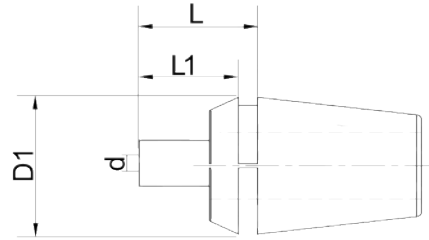
## Shrink Fit ER Collet Extension

### ER 热缩延长杆

A ↗  
≤0.003

G Value  
G2.5

AD AD/B



Size	Collet Size	d	D1	L	L1
ER32-SFS03-35	ER32	3	32	44	35
ER32-SFS04-35	ER32	4	32	44	35
ER32-SFS05-35	ER32	5	32	44	35
ER32-SFS06-35	ER32	6	32	44	35
ER32-SFS08-35	ER32	8	32	44	35
ER32-SFS10-35	ER32	10	32	44	35
ER32-SFS12-35	ER32	12	32	44	35
ER32-SFS14-35	ER32	14	32	44	35
ER32-SFS16-35	ER32	16	32	44	35
ER32-SFS18-35	ER32	18	32	44	35
ER32-SFS20-35	ER32	20	32	44	35

**Shrink Chuck Set**

**热缩刀柄套装**

A ↗  
≤0.003

G Value  
G2.5

AD AD/B



Size	Tool Holder Size	Extension Size	Extension Quantity
BT40-SF16-90-4 pcs	BT40-SF16-90	C16-SFS03/04/06/08-160	4
BT40-SF16-90-4 pcs	BT40-SF16-90	C16-SFS03/04/06/08-160	4
BT40-SF20-90-6 pcs	BT40-SF20-90	C20-SFS03/04/06/08/10/12-160	6
SK40-SF16-90-4 pcs	SK40-SF16-90	C12-SFS03/04/06/08-160	4
SK40-SF16-90-4 pcs	SK40-SF16-90	C16-SFS03/04/06/08-160	4
SK40-SF20-90-6 pcs	SK40-SF20-90	C20-SFS03/04/06/08/10/12-160	6
HSK63A-SF16-90-4 pcs	HSK63A-SF16-90	C12-SFS03/04/06/08-160	4
HSK63A-SF16-90-4 pcs	HSK63A-SF16-90	C16-SFS03/04/06/08-160	4
HSK63A-SF20-90-6 pcs	HSK63A-SF20-90	C20-SFS03/04/06/08/10/12-160	6
BT40-TSF08-40-4 pcs	BT40-TSF08-40	8-SF3/4/6/8-45	4
BT40-TSF08-70-4 pcs	BT40-TSF08-70	8-SF3/4/6/8-45	4
BT40-TSF12-45-6 pcs	BT40-TSF12-45	12-SF3/4/6/8/10/12-80	6
BT40-TSF12-75-6 pcs	BT40-TSF12-75	12-SF3/4/6/8/10/12-80	6
SK40-TSF08-40-4 pcs	SK40-TSF08-40	8-SF3/4/6/8-45	4
SK40-TSF08-70-4 pcs	SK40-TSF08-70	8-SF3/4/6/8-45	4
SK40-TSF12-45-6 pcs	SK40-TSF12-45	12-SF3/4/6/8/10/12-80	6
SK40-TSF12-75-6 pcs	SK40-TSF12-75	12-SF3/4/6/8/10/12-80	6
HSK63A-TSF08-55-4 pcs	HSK63A-TSF08-55	8-SF3/4/6/8-45	4
HSK63A-TSF08-75-4 pcs	HSK63A-TSF08-75	8-SF3/4/6/8-45	4
HSK63A-TSF12-75-6 pcs	HSK63A-TSF12-75	12-SF3/4/6/8/10/12-80	6
HSK63F-TSF08-55-4 pcs	HSK63F-TSF08-55	8-SF3/4/6/8-45	4
HSK63F-TSF08-75-4 pcs	HSK63F-TSF08-75	8-SF3/4/6/8-45	4
HSK63F-TSF12-75-6 pcs	HSK63F-TSF12-75	12-SF3/4/6/8/10/12-80	6

**SHRINK**

## Shrink Chuck Set

### 热缩刀柄套装

A ↗  
≤0.003

G Value  
G2.5

 AD AD/B



Size	Tool Holder Size	Extension Size	Extension Quantity
BT40-TSF08-40-4 pcs	BT40-TSF08-40	8-SF3/4/6/8-45S	4
BT40-TSF08-70-4 pcs	BT40-TSF08-70	8-SF3/4/6/8-45S	4
BT40-TSF12-45-6 pcs	BT40-TSF12-45	12-SF3/4/6/8/10/12-80S	6
BT40-TSF12-75-6 pcs	BT40-TSF12-75	12-SF3/4/6/8/10/12-80S	6
SK40-TSF08-40-4 pcs	SK40-TSF08-40	8-SF3/4/6/8-45S	4
SK40-TSF08-70-4 pcs	SK40-TSF08-70	8-SF3/4/6/8-45S	4
SK40-TSF12-45-6 pcs	SK40-TSF12-45	12-SF3/4/6/8/10/12-80S	6
SK40-TSF12-75-6 pcs	SK40-TSF12-75	12-SF3/4/6/8/10/12-80S	6
HSK63A-TSF08-55-4 pcs	HSK63A-TSF08-55	8-SF3/4/6/8-45S	4
HSK63A-TSF08-75-4 pcs	HSK63A-TSF08-75	8-SF3/4/6/8-45S	4
HSK63A-TSF12-75-6 pcs	HSK63A-TSF12-75	12-SF3/4/6/8/10/12-80S	6
HSK63F-TSF08-55-4 pcs	HSK63F-TSF08-55	8-SF3/4/6/8-45S	4
HSK63F-TSF08-75-4 pcs	HSK63F-TSF08-75	8-SF3/4/6/8-45S	4
HSK63F-TSF12-75-6 pcs	HSK63F-TSF12-75	12-SF3/4/6/8/10/12-80S	6

**Shrink Chuck Taper**  
分体热缩本体，标准型

<b>A</b> ↗ ≤0.003	<b>G Value</b> G2.5	AD AD/B
----------------------	------------------------	---------

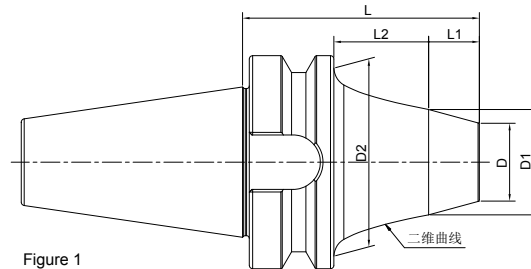


Figure 1

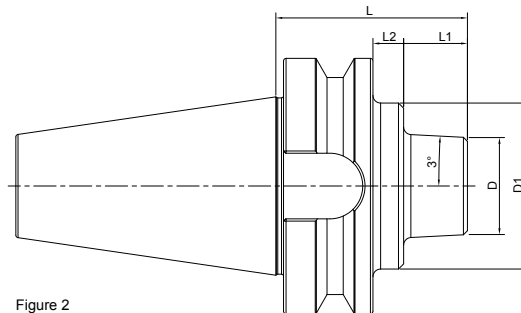



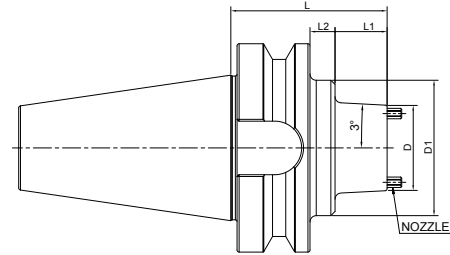
Figure 2

Size	D	D1	D2	L	L1	L2	Figure
BT30-TSF06-35	19	-	34	35	13	-	1
BT30-TSF08-35	23	-	34	35	13	-	1
BT30-TSF12-35	38	-	-	35	13	-	2
BT40-TSF08-40	23	-	53	40	13	-	1
BT40-TSF12-45	38	-	-	45	18	-	2
BT40-TSF12-75	38	-	-	75	48	-	2
BT40-TSF12-135	41	-	-	135	108	-	2
BT50-TSF12-75	38	65	-	75	25	12	2
BT50-TSF12-105	41	66	-	105	55	12	2
BT50-TSF12-135	41	67	-	135	85	12	2

### Shrink Chuck Taper, Coolant

分体热缩本体，端面出水型

A ↗ ≤0.003	G Value G2.5	 AD AD/B
---------------	-----------------	--



Size	D	D1	L	L1	L2
BT40-TSF12-45K	41	-	45	18	-
BT40-TSF12-75K	41	-	75	48	-
BT40-TSF12-135K	41	-	135	108	-
BT50-TSF12-75K	41	65	75	25	12
BT50-TSF12-105K	41	65	105	55	12
BT50-TSF12-135K	41	65	135	85	12

**Shrink Chuck Taper**  
分体热缩本体，标准型

<b>A</b> ↗ ≤0.003	<b>G Value</b> G2.5	AD AD/B
----------------------	------------------------	---------

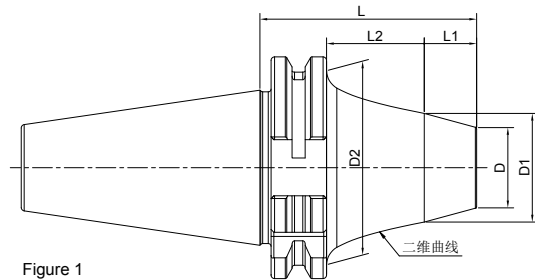


Figure 1

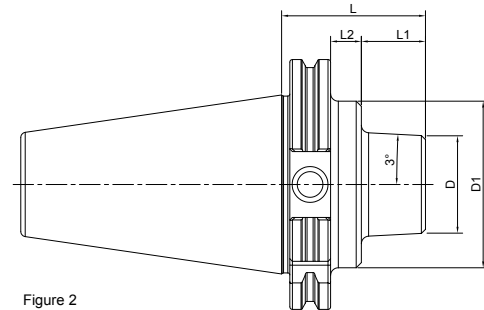



Figure 2

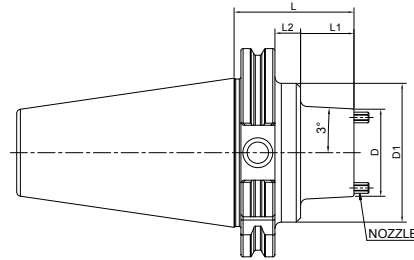
Size	D	D1	D2	L	L1	L2	Figure
SK30-TSF06-35	19	-	34	35	15.9	-	1
SK30-TSF08-35	23	-	34	35	15.9	-	1
SK30-TSF12-35	38	-	-	35	15.9	-	2
SK40-TSF08-40	23	-	50	40	20.9	-	1
SK40-TSF12-45	38	-	-	45	25.9	-	2
SK40-TSF12-75	38	-	-	75	55.9	-	2
SK40-TSF12-135	38	-	-	-	-	-	-
SK50-TSF12-75	38	65	-	75	43.9	12	2
SK50-TSF12-105	38	-	-	-	105	-	-
SK50-TSF12-135	38	-	-	-	105	-	-



Shrink Chuck Taper, Coolant  
分体热缩本体，端面出水型



A ↗ ≤0.003	G Value G2.5	 AD AD/B
---------------	-----------------	--



Size	D	D1	L	L1	L2
SK40-TSF12-45K	41	-	45	25.9	-
SK40-TSF12-75K	41	-	75	55.9	-
SK40-TSF12-135K	41	44	135	28.6	87.3
SK50-TSF12-75K	41	65	75	43.9	12
SK50-TSF12-105K	41	65	105	73.9	12
SK50-TSF12-135K	41	65	135	103.9	12

**Shrink Chuck Taper**  
分体热缩本体，标准型

A ↗ ≤0.003	G Value G2.5	AD AD/B
---------------	-----------------	---------

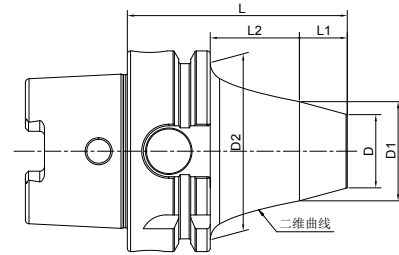


Figure 1

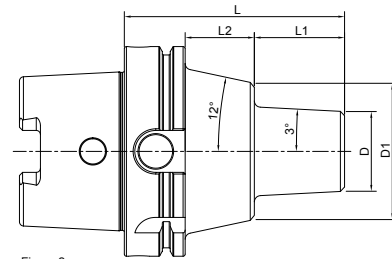


Figure 2

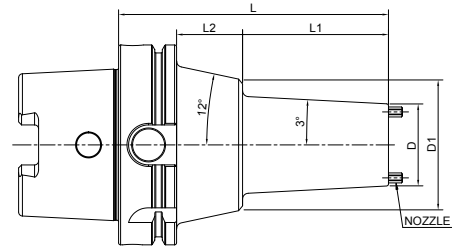
Size	D	D1	D2	L	L1	L2	Figure
HSK50A-TSF06-55	19	24.6	42	55	7	22	1
HSK50A-TSF08-55	23	28.1	42	55	7	22	1
HSK50A-TSF12-75	38	-	-	75	49	-	2
HSK63A-TSF08-55	23	29.5	53	55	7	22	1
HSK63A-TSF12-75	38	-	-	75	49	-	2
HSK63A-TSF12-135	38	-	-	135	109	-	2
HSK100A-TSF12-105	38	65	-	105	43	33	2

**Shrink Chuck Taper, Coolant**  
 分体热缩本体，端面出水型

A ↗  
 ≤0.003

G Value  
 G2.5

AD AD/B



Size	D	D1	L	L1	L2
HSK63A-TSF12-75K	41	-	75	49	-
HSK63A-TSF12-135K	41	-	135	109	-
HSK100A-TSF12-105K	41	65	105	43	33
HSK100A-TSF12-135K	41	65	135	73	33

**Shrink Chuck Taper**  
分体热缩本体，标准型

A ↗ ≤0.003	G Value G2.5	AD AD/B
---------------	-----------------	---------

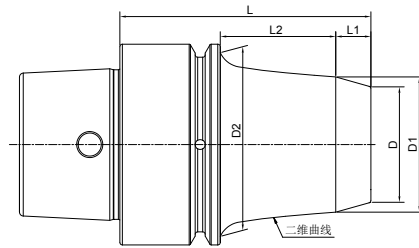


Figure 1

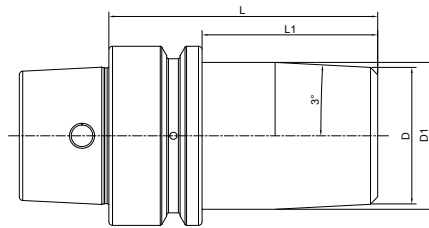


Figure 2

Size	D	D1	D2	L	L1	L2	Figure
HSK32E-TSF06-50	19	26	-	50	7	23	1
HSK40E-TSF06-50	19	23.5	34	50	7	23	1
HSK40E-TSF08-50	23	27	34	50	7	23	1
HSK50E-TSF06-55	19	24.6	42	55	7	22	1
HSK50E-TSF08-55	23	28.1	42	55	7	22	1
HSK50E-TSF12-75	38	-	-	75	49	-	2

### Shrink Chuck Taper

分体热缩本体，标准型

A ↗ ≤0.003	G Value G2.5	AD AD/B
---------------	-----------------	---------

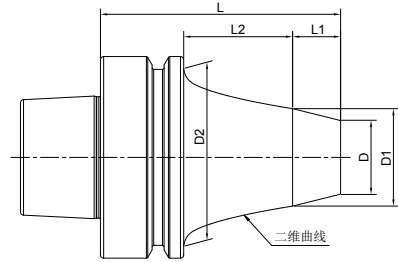


Figure 1

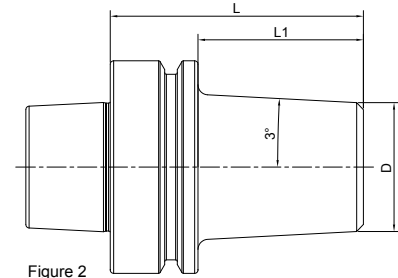
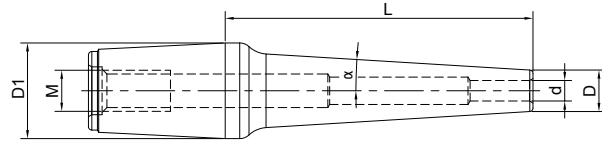


Figure 2

Size	D	D1	D2	L	L1	L2	Figure
HSK63F-TSF08-55	23	29.5	53	55	7	22	1
HSK63F-TSF12-75	38	-	-	75	49	-	2

## Shrink Chuck Extension Slim

分体热缩延长杆，细长型

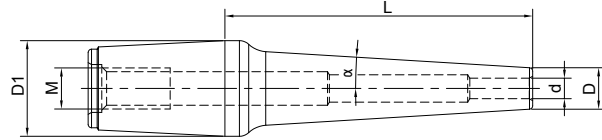


Size	d	D	D1	L	M	$\alpha$
6-SF3-15S	3	6	14	15	M6	12
6-SF3-30S	3	6	14	30	M6	5.5
6-SF3-45S	3	6	14	45	M6	3.5
6-SF4-15S	4	7	14	15	M6	10
6-SF4-30S	4	7	14	30	M6	4.5
6-SF4-45S	4	7	14	45	M6	3
6-SF6-15S	6	9	14	15	M6	7
6-SF6-30S	6	9	14	30	M6	3
6-SF6-45S	6	9	14	45	M6	2
8-SF3-25S	3	6	18	25	M6	9
8-SF3-45S	3	6	18	45	M6	4.5
8-SF3-65S	3	6	18	65	M6	3
8-SF4-25S	4	7	18	25	M6	8
8-SF4-45S	4	7	18	45	M6	4.5
8-SF4-65S	4	7	18	65	M6	3
8-SF6-25S	6	9	18	25	M6	6
8-SF6-45S	6	9	18	45	M6	3.5
8-SF6-65S	6	9	18	65	M6	3
8-SF8-25S	8	11	18	25	M6	5.5
8-SF8-45S	8	11	18	45	M6	3
12-SF3-35S	3	6	26	35	M10	3
12-SF3-55S	3	6	26	55	M10	3
12-SF3-80S	3	6	26	80	M10	3
12-SF3-110S	3	6	26	110	M10	3
12-SF4-35S	4	7	26	35	M10	3
12-SF4-55S	4	7	26	55	M10	3
12-SF4-80S	4	7	26	80	M10	3
12-SF4-110S	4	7	26	110	M10	3

SHRINK

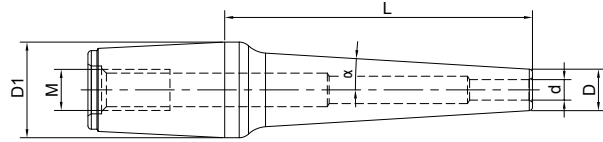
## Shrink Chuck Extension , Slim

### 分体热缩延长杆, 细长型



Size	d	D	D1	L	M	$\alpha$
12-SF5-35S	5	8	26	35	M10	3
12-SF5-55S	5	8	26	55	M10	3
12-SF5-80S	5	8	26	80	M10	3
12-SF5-110S	5	8	26	110	M10	3
12-SF6-35S	6	9	26	35	M10	3
12-SF6-55S	6	9	26	55	M10	3
12-SF6-80S	6	9	26	80	M10	3
12-SF6-110S	6	9	26	110	M10	3
12-SF7-35S	7	10	26	35	M10	3
12-SF7-55S	7	10	26	55	M10	3
12-SF7-80S	7	10	26	80	M10	3
12-SF7-110S	7	10	26	110	M10	3
12-SF8-35S	8	11	26	35	M10	3
12-SF8-55S	8	11	26	55	M10	3
12-SF8-80S	8	11	26	80	M10	3
12-SF8-110S	8	11	26	110	M10	3
12-SF9-35S	9	12	26	35	M10	3
12-SF9-55S	9	12	26	55	M10	3
12-SF9-80S	9	12	26	80	M10	3
12-SF9-110S	9	12	26	110	M10	3
12-SF10-35S	10	13	26	35	M10	3
12-SF10-55S	10	13	26	55	M10	3
12-SF10-80S	10	13	26	80	M10	3
12-SF10-110S	10	13	26	110	M10	3
12-SF11-35S	11	14	26	35	M10	3
12-SF11-55S	11	14	26	55	M10	3
12-SF11-80S	11	14	26	80	M10	3
12-SF11-110S	11	14	26	110	M10	3
12-SF12-35S	12	15	26	35	M10	3
12-SF12-55S	12	15	26	55	M10	3
12-SF12-80S	12	15	26	80	M10	3
12-SF12-110S	12	15	26	110	M10	3

**Shrink Chuck Extension Slim**  
 分体热缩延长杆, 细长型



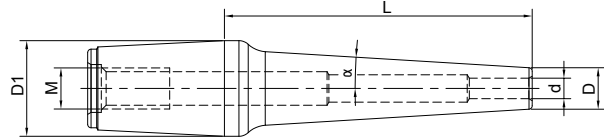
Inch

Size	d	D	D1	L	M	$\alpha$
12-SF3.175-35S	3.175	6.175	26	35	M10	3
12-SF3.175-55S	3.175	6.175	26	55	M10	3
12-SF3.175-80S	3.175	6.175	26	80	M10	3
12-SF3.175-110S	3.175	6.175	26	110	M10	3



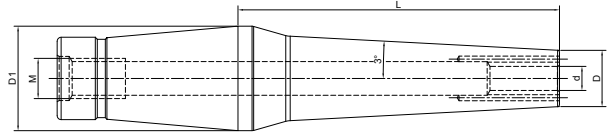
## Shrink Chuck Extension

### 分体热缩延长杆, 标准型



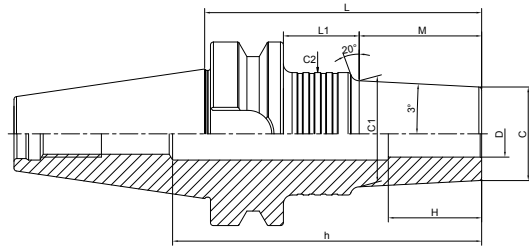
Size	d	D	D1	L	M	$\alpha$
6-SF3-30	3	7.5	14	30	M6	4.5
6-SF3-45	3	7.5	14	45	M6	3
6-SF4-30	4	10	14	30	M6	3
6-SF4-45	4	10	14	45	M6	2
6-SF6-30	6	12	14	30	M6	1.5
6-SF6-45	6	12	14	45	M6	1
8-SF3-45	3	7.5	18	45	M6	4.5
8-SF3-65	3	7.5	18	65	M6	3
8-SF4-45	4	10	18	45	M6	3.5
8-SF4-65	4	10	18	65	M6	2.5
8-SF6-45	6	12	18	45	M6	3
8-SF6-65	6	12	18	65	M6	2
8-SF8-45	8	14	18	45	M6	1.8
12-SF3-35	3	7.5	26	35	M10	3
12-SF3-55	3	7.5	26	55	M10	3
12-SF3-80	3	7.5	26	80	M10	3
12-SF4-35	4	10	26	35	M10	3
12-SF4-55	4	10	26	55	M10	3
12-SF4-80	4	10	26	80	M10	3
12-SF6-35	6	12	26	35	M10	3
12-SF6-55	6	12	26	55	M10	3
12-SF6-80	6	12	26	80	M10	3
12-SF8-35	8	14	26	35	M10	3
12-SF8-55	8	14	26	55	M10	3
12-SF8-80	8	14	26	80	M10	3
12-SF10-35	10	16	26	35	M10	3
12-SF10-55	10	16	26	55	M10	3
12-SF10-80	10	16	26	80	M10	3
12-SF12-35	12	20	26	35	M10	3
12-SF12-55	12	20	26	55	M10	3
12-SF12-80	12	20	26	80	M10	3

**Shrink Chuck Extension Coolant**  
分体热缩延长杆，端面出水型



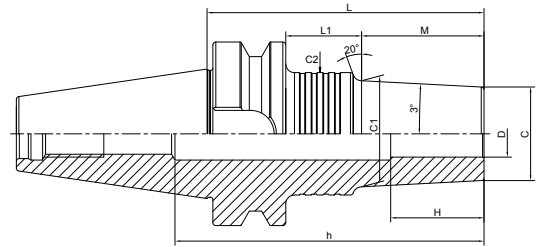
Size	d	D	D1	L	M
8-SF3-45K	3	9.5	18	45	M6
8-SF3-65K	3	9.5	18	65	M6
8-SF4-45K	4	12	18	45	M6
8-SF4-65K	4	12	18	65	M6
8-SF6-45K	6	14	18	45	M6
8-SF6-65K	6	14	18	65	M6
8-SF8-45K	8	16	18	45	M6
12-SF3-35K	3	9.5	26	35	M10
12-SF3-55K	3	9.5	26	55	M10
12-SF3-80K	3	9.5	26	80	M10
12-SF4-35K	4	12	26	35	M10
12-SF4-55K	4	12	26	55	M10
12-SF4-80K	4	12	26	80	M10
12-SF6-35K	6	14	26	35	M10
12-SF6-55K	6	14	26	55	M10
12-SF6-80K	6	14	26	80	M10
12-SF8-35K	8	16	26	35	M10
12-SF8-55K	8	16	26	55	M10
12-SF8-80K	8	16	26	80	M10
12-SF10-35K	10	18	26	35	M10
12-SF10-55K	10	18	26	55	M10
12-SF10-80K	10	18	26	80	M10
12-SF12-35K	12	20	26	35	M10
12-SF12-55K	12	20	26	55	M10
12-SF12-80K	12	20	26	80	M10

SHRINK

**Shrink Chuck, 3°, Slim, Form A**
**热缩刀柄 3 度, 薄壁 A 型**


Size	D	C	L	M	L1	C1	C2	H	h
BT30-SFSA3-60-M22	3	6	60	22	16	8.3	20	9	80
BT30-SFSA3-75-M22	3	6	75	22	31	8.3	25	9	99
BT30-SFSA3-80-M42	3	6	80	42	16	10.4	20	9	100
BT30-SFSA3-95-M42	3	6	95	42	31	10.4	25	9	119
BT30-SFSA3-120-M67	3	6	120	67	31	13	25	9	144
BT30-SFSA4-60-M22	4	7	60	22	16	9.3	20	12	80
BT30-SFSA4-75-M22	4	7	75	22	31	9.3	25	12	99
BT30-SFSA4-95-M42	4	7	95	42	31	11.4	25	12	119
BT30-SFSA4-120-M67	4	7	120	67	31	14	25	12	144
BT30-SFSA6-60-M22	6	9	60	22	16	11.3	20	18	80
BT30-SFSA6-75-M22	6	9	75	22	31	11.3	25	18	99
BT30-SFSA6-95-M42	6	9	95	42	31	13.4	25	18	119
BT30-SFSA6-120-M67	6	9	120	67	31	16	25	18	144
BT30-SFSA3.175-60-M22	3.175	6.175	60	22	16	8.5	20	9	80
BT30-SFSA3.175-75-M22	3.175	6.175	75	22	31	8.5	25	9	99
BT30-SFSA3.175-95-M42	3.175	6.175	95	42	31	10.6	25	9	119


**Shrink Chuck, 3°, Slim, Form A**  
**热缩刀柄 3 度, 薄壁 A 型**

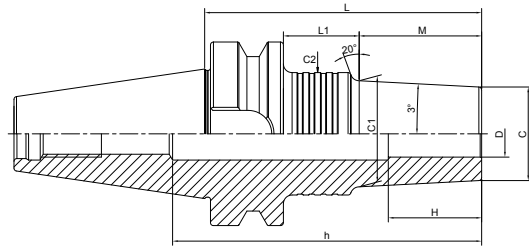


Size	D	C	L	M	L1	C1	C2	H	h
BT40-SFSA3-95-M42	3	6	95	42	26	10.4	26	9	130
BT40-SFSA3-120-M67	3	6	120	67	26	13	26	9	155
BT40-SFSA3-125-M42	3	6	125	42	56	10.4	26	9	160
BT40-SFSA3-150-M67	3	6	150	67	56	13	26	9	185
BT40-SFSA3-150-M97	3	6	150	97	26	16.2	26	9	185
BT40-SFSA3-180-M97	3	6	180	97	56	16.2	26	9	215
BT40-SFSA4-95-M42	4	7	95	42	26	11.4	25	12	130
BT40-SFSA4-120-M67	4	7	120	67	26	14	25	12	155
BT40-SFSA4-125-M42	4	7	125	42	56	11.4	26	12	160
BT40-SFSA4-150-M67	4	7	150	67	56	14	25	12	185
BT40-SFSA4-150-M97	4	7	150	97	26	17.2	26	12	185
BT40-SFSA4-180-M97	4	7	180	97	56	17.2	25	12	215
BT40-SFSA6-95-M42	6	9	95	42	26	13.4	25	18	130
BT40-SFSA6-120-M67	6	9	120	67	26	16	26	18	155
BT40-SFSA6-125-M42	6	9	125	42	56	13.4	25	18	160
BT40-SFSA6-150-M67	6	9	150	67	56	16	25	18	185
BT40-SFSA6-150-M97	6	9	150	97	26	19.2	36	18	185
BT40-SFSA6-180-M97	6	9	180	97	56	19.2	36	18	215
BT40-SFSA8-95-M42	8	11	95	42	26	15.4	25	24	130
BT40-SFSA8-120-M67	8	11	120	67	26	18	36	24	155
BT40-SFSA8-125-M42	8	11	125	42	56	15.4	36	24	160
BT40-SFSA8-150-M67	8	11	150	67	56	18	36	24	185
BT40-SFSA8-150-M97	8	11	150	97	26	21.2	36	24	185
BT40-SFSA8-180-M97	8	11	180	97	56	21.2	36	24	215

SHRINK

**Shrink Chuck, 3°, Slim, Form A**  
**热缩刀柄 3 度, 薄壁 A 型**

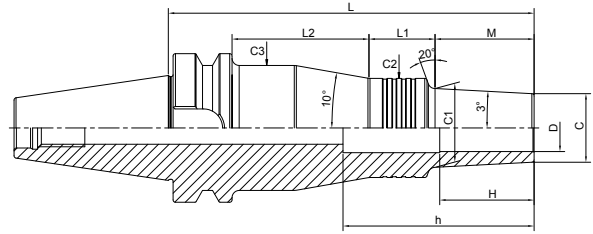
A ↗ ≤0.003	G Value G2.5	 AD AD/B
---------------	-----------------	--



Size	D	C	L	M	L1	C1	C2	H	h
BT40-SFSA10-95-M42	10	13	95	42	26	17.4	25	30	130
BT40-SFSA10-120-M67	10	13	120	67	26	20	36	30	155
BT40-SFSA10-125-M42	10	13	125	42	56	17.4	36	30	160
BT40-SFSA10-150-M67	10	13	150	67	56	20	36	30	185
BT40-SFSA10-150-M97	10	13	150	97	26	23.2	36	30	185
BT40-SFSA10-180-M97	10	13	180	97	56	23.2	36	30	215
BT40-SFSA10-95-M42	12	15	95	42	26	19.4	32	30	130
BT40-SFSA10-120-M67	12	16	120	67	26	22	32	30	155
BT40-SFSA10-125-M42	12	17	125	42	56	19.4	36	30	160
BT40-SFSA10-150-M67	12	18	150	67	56	22	36	30	185
BT40-SFSA10-150-M97	12	19	150	97	26	25.2	36	30	185
BT40-SFSA10-180-M97	12	22	180	97	56	25.2	36	30	215

**Shrink Chuck, 3°, Slim, Form A**  
**热缩刀柄 3 度, 薄壁 A 型**

A ↗ ≤0.003	G Value G2.5	AD AD/B
---------------	-----------------	---------



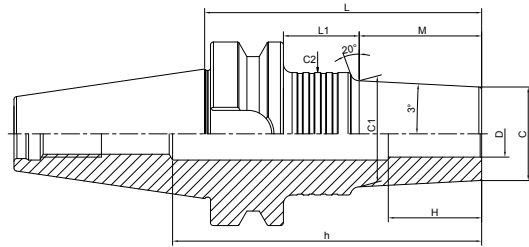
Size	D	C	L	M	L1	L2	C1	C2	C3	H	h
BT40-SFSA3-155-M42	3	6	155	42	33	53	10.4	26	40	9	190
BT40-SFSA3-180-M67	3	6	180	67	33	53	13	26	40	9	215
BT40-SFSA3-210-M97	3	6	210	97	33	53	16.2	26	40	9	245
BT40-SFSA4-155-M42	4	7	155	42	33	53	11.4	26	40	12	190
BT40-SFSA4-180-M67	4	7	180	67	33	53	14	26	40	12	215
BT40-SFSA4-210-M97	4	7	210	97	33	53	17.2	25	39	12	245
BT40-SFSA6-155-M42	6	9	155	42	33	53	13.4	25	39	18	190
BT40-SFSA6-180-M67	6	9	180	67	33	53	16	26	40	18	215
BT40-SFSA6-210-M97	6	9	210	97	28	58	19.2	36	50	18	245
BT40-SFSA8-155-M42	8	11	155	42	33	53	15.4	25	39	24	190
BT40-SFSA8-180-M67	8	11	180	67	28	58	18	36	50	24	215
BT40-SFSA8-210-M97	8	11	210	97	28	58	21.2	36	50	24	245
BT40-SFSA10-155-M42	10	13	155	42	28	58	17.4	36	50	30	190
BT40-SFSA10-180-M67	10	13	180	67	28	58	20	36	50	30	215
BT40-SFSA10-210-M97	10	13	210	97	28	58	23.2	36	50	30	245
BT40-SFSA12-155-M42	12	15	155	42	28	58	19.4	36	50	30	190
BT40-SFSA12-180-M67	12	15	180	67	30	56	22	32	46	30	215
BT40-SFSA12-210-M97	12	15	210	97	28	58	25.2	36	50	30	245

SHRINK

### Shrink Chuck, 3°, Slim, Form A

热缩刀柄 3 度, 薄壁 A 型

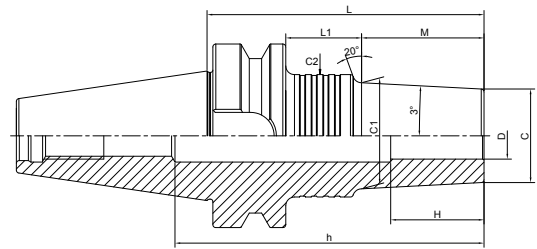
A ↗ ≤0.003	G Value G2.5	AD AD/B
---------------	-----------------	---------



Size	D	C	L	M	L1	C1	C2	H	h
BT50-SFSA3-110-M42	3	6	110	42	30	10.4	26	9	165
BT50-SFSA3-135-M67	3	6	135	67	30	13	26	9	190
BT50-SFSA3-140-M42	3	6	140	42	60	10.4	25	9	195
BT50-SFSA3-165-M67	3	6	165	67	60	13	25	9	220
BT50-SFSA3-165-M97	3	6	165	97	30	16.2	26	9	220
BT50-SFSA3-195-M97	3	6	195	97	60	16.2	26	9	250
BT50-SFSA4-110-M42	4	7	110	42	30	11.4	26	12	165
BT50-SFSA4-135-M67	4	7	135	67	30	14	25	12	190
BT50-SFSA4-140-M42	4	7	140	42	60	11.4	25	12	195
BT50-SFSA4-165-M67	4	7	165	67	60	14	26	12	220
BT50-SFSA4-165-M97	4	7	165	97	30	17.2	25	12	220
BT50-SFSA4-195-M97	4	7	195	97	60	17.2	25	12	250
BT50-SFSA6-110-M42	6	9	110	42	30	13.4	26	18	165
BT50-SFSA6-135-M67	6	9	135	67	30	16	26	18	190
BT50-SFSA6-140-M42	6	9	140	42	60	13.4	26	18	195
BT50-SFSA6-165-M67	6	9	165	67	60	16	26	18	220
BT50-SFSA6-165-M97	6	9	165	97	30	19.2	36	18	220
BT50-SFSA6-195-M97	6	9	195	97	60	19.2	36	18	250
BT50-SFSA8-110-M42	8	11	110	42	30	15.4	25	24	165
BT50-SFSA8-135-M67	8	11	135	67	30	18	36	24	190
BT50-SFSA8-140-M42	8	11	140	42	60	15.4	36	24	195
BT50-SFSA8-165-M67	8	11	165	67	60	18	32	24	220
BT50-SFSA8-165-M97	8	11	165	97	30	21.2	36	24	220
BT50-SFSA8-195-M97	8	11	195	97	60	21.2	36	24	250

**Shrink Chuck, 3°, Slim, Form A**  
**热缩刀柄 3 度, 薄壁 A 型**

A ↗ ≤0.003	G Value G2.5	AD AD/B
---------------	-----------------	---------

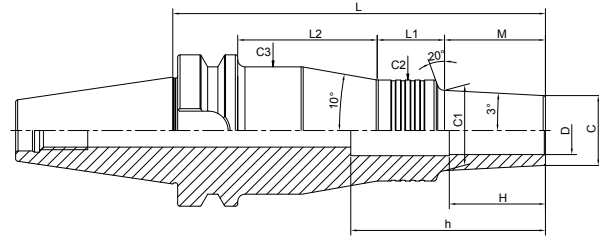


Size	D	C	L	M	L1	C1	C2	H	h
BT50-SFSA10-110-M42	10	13	110	42	30	17.4	25	30	165
BT50-SFSA10-135-M67	10	13	135	67	30	20	36	30	190
BT50-SFSA10-140-M42	10	13	140	42	60	17.4	36	30	195
BT50-SFSA10-165-M67	10	13	165	67	60	20	36	30	220
BT50-SFSA10-165-M97	10	13	165	97	30	23.2	36	30	220
BT50-SFSA10-195-M97	10	13	195	97	60	23.2	32	30	250
BT50-SFSA12-110-M42	12	15	110	42	30	19.4	32	30	165
BT50-SFSA12-135-M67	12	15	135	67	30	22	36	30	190
BT50-SFSA12-140-M42	12	15	140	42	60	19.4	36	30	195
BT50-SFSA12-165-M67	12	15	165	67	60	22	32	30	220
BT50-SFSA12-165-M97	12	15	165	97	30	25.2	36	30	220
BT50-SFSA12-195-M97	12	15	195	97	60	25.2	36	30	250



**Shrink Chuck, 3°, Slim, Form A**  
**热缩刀柄 3 度, 薄壁 A 型**

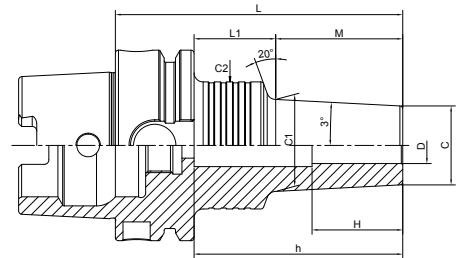
A ↗ ≤0.003	G Value G2.5	AD AD/B
---------------	-----------------	---------



Size	D	C	L	M	L1	L2	C1	C2	C3	H	h
BT50-SFSA3-170-M42	3	6	170	42	33	57	10.4	26	40	9	225
BT50-SFSA3-195-M67	3	6	195	67	33	57	13	26	40	9	250
BT50-SFSA3-225-M97	3	6	225	97	33	57	16.2	26	40	9	280
BT50-SFSA4-170-M42	4	7	170	42	33	57	11.4	25	39	12	225
BT50-SFSA4-195-M67	4	7	195	67	33	57	14	25	39	12	250
BT50-SFSA4-225-M97	4	7	225	97	33	57	17.2	26	40	12	280
BT50-SFSA6-170-M42	6	9	170	42	33	57	13.4	26	40	18	225
BT50-SFSA6-195-M67	6	9	195	67	33	57	16	26	40	18	250
BT50-SFSA6-225-M97	6	9	225	97	28	62	19.2	36	50	18	280
BT50-SFSA8-170-M42	8	11	170	42	33	57	15.4	25	39	24	225
BT50-SFSA8-195-M67	8	11	195	67	28	62	18	36	50	24	250
BT50-SFSA8-225-M97	8	11	225	97	28	62	21.2	36	50	24	280
BT50-SFSA10-170-M42	10	13	170	42	33	57	17.4	25	39	30	225
BT50-SFSA10-195-M67	10	13	195	67	28	62	20	36	50	30	250
BT50-SFSA10-225-M97	10	13	225	97	28	62	23.2	36	50	30	280
BT50-SFSA12-170-M42	12	15	170	42	30	60	19.4	32	46	30	225
BT50-SFSA12-195-M67	12	15	195	67	28	62	22	36	50	30	250
BT50-SFSA12-225-M97	12	15	225	97	28	62	25.2	36	50	30	280

**Shrink Chuck, 3°, Slim, Form A**  
**热缩刀柄 3 度, 薄壁 A 型**

A ↗ ≤0.003	G Value G2.5	AD AD/B
---------------	-----------------	---------




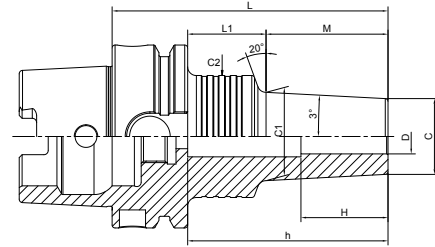
Size	D	C	L	M	L1	C1	C2	H	h
HSK40A-SFSA3-65-M22	3	6	65	22	23	8.3	25	9	44
HSK40A-SFSA3-85-M42	3	6	85	42	23	10.4	25	9	64
HSK40A-SFSA3-100-M42	3	6	100	42	38	10.4	25	9	78
HSK40A-SFSA4-65-M22	4	7	65	22	23	9.3	25	12	44
HSK40A-SFSA4-85-M42	4	7	85	42	23	11.4	25	12	64
HSK40A-SFSA4-100-M42	4	7	100	42	38	11.4	25	12	78
HSK40A-SFSA6-65-M22	6	9	65	22	23	11.3	25	18	44
HSK40A-SFSA6-85-M42	6	9	85	42	23	13.4	25	18	64
HSK40A-SFSA6-100-M42	6	9	100	42	38	13.4	25	18	78
HSK40A-SFSA8-65-M22	8	11	65	22	23	13.3	25	24	44
HSK40A-SFSA8-85-M42	8	11	85	42	23	15.4	25	24	64
HSK40A-SFSA8-100-M42	8	11	100	42	38	15.4	25	24	78
HSK40A-SFSA10-65-M22	10	13	65	22	23	15.3	25	30	44
HSK40A-SFSA10-85-M42	10	13	85	42	23	17.4	25	30	64
HSK40A-SFSA10-100-M42	10	13	100	42	38	17.4	25	30	78
HSK40A-SFSA12-65-M22	12	15	65	22	23	17.3	25	30	44
HSK40A-SFSA12-90-M42	12	15	90	42	28	19.4	32	30	68
HSK50A-SFSA3-95-M42	3	6	95	42	27	10.4	25	9	69
HSK50A-SFSA3-125-M42	3	6	125	42	57	10.4	25	9	100
HSK50A-SFSA4-95-M42	4	7	95	42	27	11.4	26	12	69
HSK50A-SFSA4-125-M42	4	7	125	42	57	11.4	25	12	100
HSK50A-SFSA6-95-M42	6	9	95	42	27	13.4	26	18	69
HSK50A-SFSA6-125-M42	6	9	125	42	57	13.4	25	18	100
HSK50A-SFSA8-95-M42	8	11	95	42	27	15.4	25	24	71
HSK50A-SFSA8-125-M42	8	11	125	42	57	15.4	25	24	101
HSK50A-SFSA10-95-M42	10	13	95	42	27	17.4	25	30	71
HSK50A-SFSA10-125-M42	10	13	125	42	57	17.4	25	30	101

SHRINK

### Shrink Chuck, 3°, Slim, Form A

热缩刀柄 3 度, 薄壁 A 型

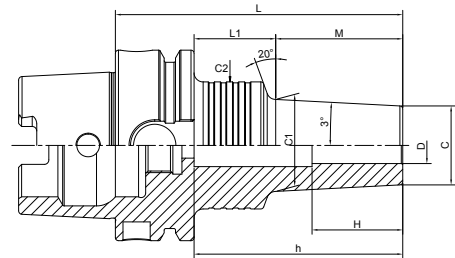
A ↗ ≤0.003	G Value G2.5	 AD AD/B
---------------	-----------------	--



Size	D	C	L	M	L1	C1	C2	H	h
HSK63A-SFSA3-95-M42	3	6	95	42	27	10.4	25	9	70
HSK63A-SFSA3-120-M67	3	6	120	67	27	13	26	9	95
HSK63A-SFSA3-125-M42	3	6	125	42	57	10.4	26	9	100
HSK63A-SFSA3-150-M67	3	6	150	67	57	13	26	9	125
HSK63A-SFSA3-150-M97	3	6	150	97	27	16.2	26	9	125
HSK63A-SFSA3-180-M97	3	6	180	97	57	16.2	26	9	155
HSK63A-SFSA4-95-M42	4	7	95	42	27	11.4	25	12	70
HSK63A-SFSA4-120-M67	4	7	120	67	27	14	25	12	95
HSK63A-SFSA4-125-M42	4	7	125	42	57	11.4	25	12	100
HSK63A-SFSA4-150-M67	4	7	150	67	57	14	25	12	125
HSK63A-SFSA4-150-M97	4	7	150	97	27	17.2	25	12	125
HSK63A-SFSA4-180-M97	4	7	180	97	57	17.2	26	12	155
HSK63A-SFSA6-95-M42	6	9	95	42	27	13.4	25	18	70
HSK63A-SFSA6-120-M67	6	9	120	67	27	16	25	18	95
HSK63A-SFSA6-125-M42	6	9	125	42	57	13.4	25	18	100
HSK63A-SFSA6-150-M67	6	9	150	67	57	16	26	18	125
HSK63A-SFSA6-150-M97	6	9	150	97	27	19.2	32	18	125
HSK63A-SFSA6-180-M97	6	9	180	97	57	19.2	36	18	155
HSK63A-SFSA8-95-M42	8	11	95	42	27	15.4	36	24	70
HSK63A-SFSA8-120-M67	8	11	120	67	27	18	36	24	95
HSK63A-SFSA8-125-M42	8	11	125	42	57	15.4	36	24	100
HSK63A-SFSA8-150-M67	8	11	150	67	57	18	36	24	125
HSK63A-SFSA8-150-M97	8	11	150	97	27	21.2	36	24	125
HSK63A-SFSA8-180-M97	8	11	180	97	57	21.2	36	24	155

**Shrink Chuck, 3°, Slim, Form A**  
**热缩刀柄 3 度, 薄壁 A 型**

A ↗ ≤0.003	G Value G2.5	AD AD/B
---------------	-----------------	---------



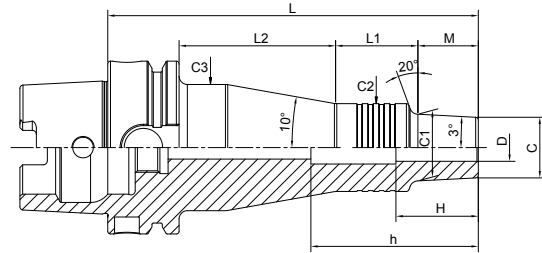
Size	D	C	L	M	L1	C1	C2	H	h
HSK63A-SFSA10-95-M42	10	13	95	42	27	17.4	36	30	68
HSK63A-SFSA10-120-M67	10	13	120	67	27	20	36	30	93
HSK63A-SFSA10-125-M42	10	13	125	42	57	17.4	36	30	98
HSK63A-SFSA10-150-M67	10	13	150	67	57	20	36	30	123
HSK63A-SFSA10-150-M97	10	13	150	97	27	23.2	36	30	123
HSK63A-SFSA10-180-M97	10	13	180	97	57	23.2	36	30	153
HSK63A-SFSA12-95-M42	12	15	95	42	27	19.4	36	30	68
HSK63A-SFSA12-120-M67	12	15	120	67	27	22	36	30	93
HSK63A-SFSA12-125-M42	12	15	125	42	57	19.4	36	30	98
HSK63A-SFSA12-150-M67	12	15	150	67	57	22	32	30	123
HSK63A-SFSA12-150-M97	12	15	150	97	27	25.2	36	30	123
HSK63A-SFSA12-180-M97	12	15	180	97	57	25.2	36	30	153

**Shrink Chuck, 3°, Slim, Form A**  
**热缩刀柄 3 度, 薄壁 A 型**

A ↗  
 ≤0.003

G Value  
 G2.5

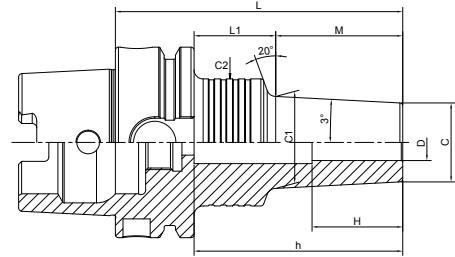
AD AD/B



Size	D	C	L	M	L1	L2	C1	C2	C3	H	h
HSK63A-SFSA3-155-M42	3	6	155	42	33	54	10.4	26	40	9	130
HSK63A-SFSA3-180-M67	3	6	180	67	33	54	13	26	-	9	155
HSK63A-SFSA3-210-M97	3	6	210	97	33	54	16.2	26	40	9	185
HSK63A-SFSA4-155-M42	4	7	155	42	33	54	11.4	25	39	12	130
HSK63A-SFSA4-180-M67	4	7	180	67	33	54	14	26	40	12	155
HSK63A-SFSA4-210-M97	4	7	210	97	33	54	17.2	25	39	12	185
HSK63A-SFSA6-155-M42	6	9	155	42	33	54	13.4	25	39	18	130
HSK63A-SFSA6-180-M67	6	9	180	67	33	54	16	26	40	18	155
HSK63A-SFSA6-210-M97	6	9	210	97	28	59	19.2	36	50	18	185
HSK63A-SFSA8-155-M42	8	11	155	42	33	54	15.4	25	39	24	130
HSK63A-SFSA8-180-M67	8	11	180	67	30	57	18	32	46	24	155
HSK63A-SFSA8-210-M97	8	11	210	97	28	59	21.2	36	50	24	185
HSK63A-SFSA10-155-M42	10	13	155	42	33	54	17.4	25	39	30	128
HSK63A-SFSA10-180-M67	10	13	180	67	30	57	20	32	46	30	153
HSK63A-SFSA10-210-M97	10	13	210	97	30	57	23.2	32	46	30	183
HSK63A-SFSA12-155-M42	12	15	155	42	30	57	19.4	32	46	30	128
HSK63A-SFSA12-180-M67	12	15	180	67	30	57	22	32	46	30	153
HSK63A-SFSA12-210-M97	12	15	210	97	30	57	25.2	32	46	30	183

**Shrink Chuck, 3°, Slim, Form A**  
**热缩刀柄 3 度, 薄壁 A 型**

A ↗ ≤0.003	G Value G2.5	AD AD/B
---------------	-----------------	---------

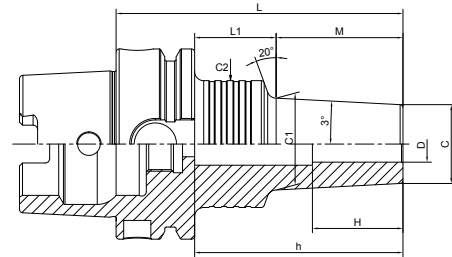


Size	D	C	L	M	L1	C1	C2	H	h
HSK100A-SFSA3-110-M42	3	6	110	42	39	10.4	26	9	80
HSK100A-SFSA3-135-M67	3	6	135	67	39	13	26	9	105
HSK100A-SFSA3-140-M42	3	6	140	42	69	10.4	26	9	110
HSK100A-SFSA3-165-M67	3	6	165	67	69	13	25	9	135
HSK100A-SFSA3-165-M97	3	6	165	97	39	16.2	26	9	135
HSK100A-SFSA3-195-M97	3	6	195	97	69	16.2	26	9	165
HSK100A-SFSA4-110-M42	4	7	110	42	39	11.4	26	12	80
HSK100A-SFSA4-135-M67	4	7	135	67	39	14	26	12	105
HSK100A-SFSA4-140-M42	4	7	140	42	69	11.4	25	12	110
HSK100A-SFSA4-165-M67	4	7	165	67	69	14	26	12	135
HSK100A-SFSA4-165-M97	4	7	165	97	39	17.2	26	12	135
HSK100A-SFSA4-195-M97	4	7	195	97	69	17.2	25	12	165
HSK100A-SFSA6-110-M42	6	9	110	42	39	13.4	25	18	80
HSK100A-SFSA6-135-M67	6	9	135	67	39	16	25	18	105
HSK100A-SFSA6-140-M42	6	9	140	42	69	13.4	25	18	110
HSK100A-SFSA6-165-M67	6	9	165	67	69	16	25	18	135
HSK100A-SFSA6-165-M97	6	9	165	97	39	19.2	36	18	135
HSK100A-SFSA6-195-M97	6	9	195	97	69	19.2	36	18	165

SHRINK

**Shrink Chuck, 3°, Slim, Form A**  
**热缩刀柄 3 度, 薄壁 A 型**

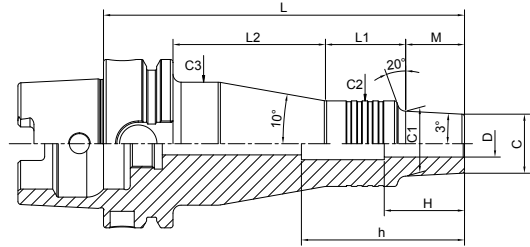
A ↗ ≤0.003	G Value G2.5	 AD AD/B
---------------	-----------------	-------------



Size	D	C	L	M	L1	C1	C2	H	h
HSK100A-SFSA8-110-M42	8	11	110	42	39	15.4	36	24	80
HSK100A-SFSA8-135-M67	8	11	135	67	39	18	32	24	105
HSK100A-SFSA8-140-M42	8	11	140	42	69	15.4	36	24	110
HSK100A-SFSA8-165-M67	8	11	165	67	69	18	36	24	135
HSK100A-SFSA8-165-M97	8	11	165	97	39	21.2	36	24	135
HSK100A-SFSA8-195-M97	8	11	195	97	69	21.2	32	24	165
HSK100A-SFSA10-110-M42	10	13	110	42	39	17.4	25	30	80
HSK100A-SFSA10-135-M67	10	13	135	67	39	20	36	30	105
HSK100A-SFSA10-140-M42	10	13	140	42	69	17.4	25	30	110
HSK100A-SFSA10-165-M67	10	13	165	67	69	20	36	30	135
HSK100A-SFSA10-165-M97	10	13	165	97	39	23.2	36	30	135
HSK100A-SFSA10-195-M97	10	13	195	97	69	23.2	36	30	165
HSK100A-SFSA12-110-M42	12	15	110	42	39	19.4	32	30	79
HSK100A-SFSA12-135-M67	12	15	135	67	39	22	32	30	104
HSK100A-SFSA12-140-M42	12	15	140	42	69	19.4	32	30	105
HSK100A-SFSA12-165-M67	12	15	165	67	69	22	32	30	130
HSK100A-SFSA12-165-M97	12	15	165	97	39	25.2	36	30	134
HSK100A-SFSA12-195-M97	12	15	195	97	69	25.2	36	30	160

**Shrink Chuck, 3°, Slim, Form A**  
**热缩刀柄 3 度, 薄壁 A 型**

A ↗ ≤0.003	G Value G2.5	AD AD/B
---------------	-----------------	---------



Size	D	C	L	M	L1	L2	C1	C2	C3	H	h
HSK100A-SFSA3-170-M42	3	6	170	42	33	66	10.4	26	40	9	140
HSK100A-SFSA3-195-M67	3	6	195	67	33	66	13	26	40	9	165
HSK100A-SFSA3-225-M97	3	6	225	97	33	66	16.2	26	40	9	195
HSK100A-SFSA4-170-M42	4	7	170	42	33	66	11.4	26	40	12	140
HSK100A-SFSA4-195-M67	4	7	195	67	33	66	14	25	39	12	165
HSK100A-SFSA4-225-M97	4	7	225	97	33	66	17.2	25	39	12	195
HSK100A-SFSA6-170-M42	6	9	170	42	33	66	13.4	25	39	18	140
HSK100A-SFSA6-195-M67	6	9	195	67	33	66	16	26	40	18	165
HSK100A-SFSA6-225-M97	6	9	225	97	30	69	19.2	32	46	18	195
HSK100A-SFSA8-170-M42	8	11	170	42	28	71	15.4	36	50	24	140
HSK100A-SFSA8-195-M67	8	11	195	67	28	71	18	36	50	24	165
HSK100A-SFSA8-225-M97	8	11	225	97	28	71	21.2	36	50	24	195
HSK100A-SFSA10-170-M42	10	13	170	42	28	71	17.4	36	50	30	140
HSK100A-SFSA10-195-M67	10	13	195	67	28	71	20	36	50	30	165
HSK100A-SFSA10-225-M97	10	13	225	97	30	69	23.2	32	46	30	195
HSK100A-SFSA12-170-M42	12	15	170	42	28	71	19.4	36	50	30	135
HSK100A-SFSA12-195-M67	12	15	195	67	30	69	22	32	46	30	160
HSK100A-SFSA12-225-M97	12	15	225	97	28	71	25.2	36	50	30	190

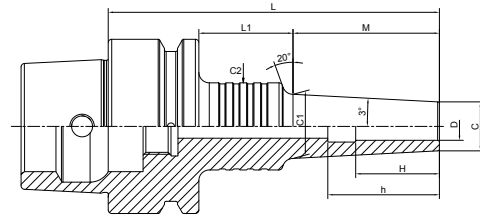


**Shrink Chuck, 3°, Slim, Form A**  
**热缩刀柄 3 度, 薄壁 A 型**

 A ↗  
 ≤0.003

 G Value  
 G2.5

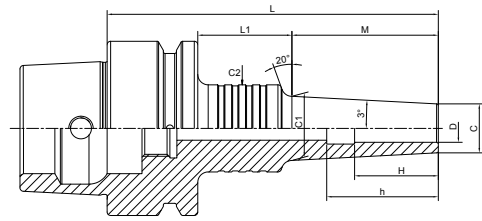
AD AD/B



Size	D	C	L	M	L1	C1	C2	H	h
HSK25E-SFSA3-35	3	6	35	17	8	7.8	18	9	29
HSK25E-SFSA3-50	3	6	50	32	8	9.4	18	9	44
HSK25E-SFSA4-35	4	7	35	17	8	8.8	18	12	29
HSK25E-SFSA4-50	4	7	50	32	8	10.4	18	12	44
HSK25E-SFSA5-35	5	8	35	17	8	9.8	18	15	26
HSK25E-SFSA6-35	6	9	35	17	8	10.8	18	18	26
HSK25E-SFSA6-50	6	9	50	32	8	12.4	18	18	39
HSK25E-SFSA3.175-35	3.175	6.175	35	17	8	8	18	9	29
HSK25E-SFSA3.175-50	3.175	6.175	50	32	8	9.6	18	9	44
HSK32E-SFSA3-50-M22	3	6	50	22	8	8.3	20	9	42
HSK32E-SFSA3-70-M42	3	6	70	42	8	10.4	20	9	62
HSK32E-SFSA3-85-M42	3	6	85	42	23	10.4	25	9	69
HSK32E-SFSA4-50-M22	4	7	50	22	8	9.3	20	12	35
HSK32E-SFSA4-70-M42	4	7	70	42	8	11.4	20	12	54
HSK32E-SFSA4-85-M42	4	7	85	42	23	11.4	25	12	69
HSK32E-SFSA6-70-M42	6	9	70	42	8	13.4	20	18	54
HSK32E-SFSA3.175-50-M22	3.175	6.175	50	22	8	8.5	20	9	42

**Shrink Chuck, 3°, Slim, Form A**  
**热缩刀柄 3 度, 薄壁 A 型**

A ↗ ≤0.003	G Value G2.5	AD AD/B
---------------	-----------------	---------



Size	D	C	L	M	L1	C1	C2	H	h
HSK40E-SFSA3-50-M22	3	6	50	22	8	8.3	20	9	42
HSK40E-SFSA3-70-M42	3	6	70	42	8	10.4	20	9	62
HSK40E-SFSA3-85-M42	3	6	85	42	23	10.4	25	9	69
HSK40E-SFSA3-110-M67	3	6	110	67	23	13	25	9	94
HSK40E-SFSA4-50-M22	4	7	50	22	8	9.3	20	12	42
HSK40E-SFSA4-70-M42	4	7	70	42	8	11.4	20	12	62
HSK40E-SFSA4-85-M42	4	7	85	42	23	11.4	25	12	74
HSK40E-SFSA4-110-M67	4	7	110	67	23	14	25	12	99
HSK40E-SFSA6-50-M22	6	9	50	22	8	11.3	20	18	39
HSK40E-SFSA6-70-M42	6	9	70	42	8	13.4	20	18	54
HSK40E-SFSA6-85-M42	6	9	85	42	23	13.4	25	18	69
HSK40E-SFSA6-110-M67	6	9	110	67	23	16	25	18	94
HSK40E-SFSA8-60-M22	8	11	60	22	18	13.3	26	24	49
HSK40E-SFSA8-80-M42	8	11	80	42	18	15.4	26	24	64
HSK40E-SFSA8-100-M42	8	11	100	42	38	15.4	25	24	84
HSK40E-SFSA10-60-M22	10	13	60	22	18	15.3	26	30	49
HSK40E-SFSA10-80-M42	10	13	80	42	18	17.4	26	30	64
HSK40E-SFSA10-100-M42	10	13	100	42	38	17.4	25	30	89
HSK40E-SFSA3.175-50-M22	3.175	6.175	50	22	8	8.5	20	9	42

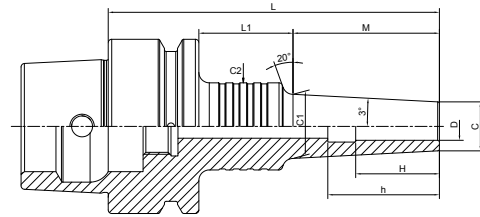
SHRINK

**Shrink Chuck, 3°, Slim, Form A**  
**热缩刀柄 3度, 薄壁 A型**

 A ↗  
 ≤0.003

 G Value  
 G2.5

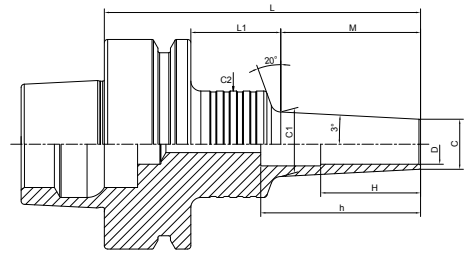
AD AD/B



Size	D	C	L	M	L1	C1	C2	H	h
HSK50E-SFSA3-60-M22	3	6	60	22	12	8.3	20	9	50
HSK50E-SFSA3-75-M22	3	6	75	22	27	8.3	25	9	61
HSK50E-SFSA3-80-M42	3	6	80	42	12	10.4	20	9	70
HSK50E-SFSA3-95-M42	3	6	95	42	27	10.4	25	9	81
HSK50E-SFSA4-60-M22	4	7	60	22	12	9.3	20	12	50
HSK50E-SFSA4-75-M22	4	7	75	22	27	9.3	25	12	61
HSK50E-SFSA4-80-M42	4	7	80	42	12	11.4	20	12	70
HSK50E-SFSA4-95-M42	4	7	95	42	27	11.4	25	12	85
HSK50E-SFSA6-60-M22	6	9	60	22	12	11.3	20	18	42
HSK50E-SFSA6-75-M22	6	9	75	22	27	11.3	25	18	61
HSK50E-SFSA6-80-M42	6	9	80	42	12	13.4	20	18	62
HSK50E-SFSA6-95-M42	6	9	95	42	27	13.4	25	18	81
HSK50E-SFSA6-120-M67	6	9	120	67	27	16	25	18	106
HSK50E-SFSA6-150-M97	6	9	150	97	27	19.2	32	18	135
HSK50E-SFSA8-65-M22	8	11	65	22	17	13.3	26	24	49
HSK50E-SFSA8-75-M22	8	11	75	22	27	15.4	25	24	61
HSK50E-SFSA8-85-M42	8	11	85	42	17	15.4	26	24	67
HSK50E-SFSA8-95-M42	8	11	95	42	27	15.4	25	24	81
HSK50E-SFSA8-120-M67	8	11	120	67	27	18	32	24	105
HSK50E-SFSA8-150-M97	8	11	150	97	27	21.2	32	24	132
HSK50E-SFSA10-65-M22	10	13	65	22	17	15.3	26	30	49
HSK50E-SFSA10-75-M22	10	13	75	22	27	15.3	25	30	61
HSK50E-SFSA10-85-M42	10	13	85	42	17	17.4	26	30	64
HSK50E-SFSA10-95-M42	10	13	95	42	27	17.4	25	30	81
HSK50E-SFSA10-120-M67	10	13	120	67	27	20	32	30	105
HSK50E-SFSA10-150-M97	10	13	150	97	27	23.2	32	30	64
HSK50E-SFSA12-65-M22	12	15	65	22	17	17.3	26	25	49
HSK50E-SFSA12-75-M22	12	15	75	22	27	17.3	25	30	60
HSK50E-SFSA12-85-M42	12	15	85	42	17	19.4	26	30	64
HSK50E-SFSA12-95-M42	12	15	95	42	27	19.4	32	30	80
HSK50E-SFSA12-120-M67	12	15	120	67	27	22	32	30	105

**Shrink Chuck, 3°, Slim, Form A**  
**热缩刀柄 3 度, 薄壁 A 型**

A ↗ ≤0.003	G Value G2.5	AD AD/B
---------------	-----------------	---------

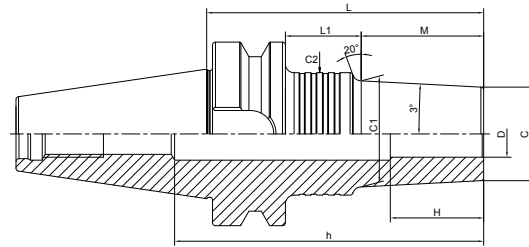


Size	D	C	L	M	L1	C1	C2	H	h
HSK63F-SFSA3-75-M37	3	6	75	37	12	9.9	26	9	58
HSK63F-SFSA3-95-M42	3	6	95	42	27	10.4	25	9	73
HSK63F-SFSA4-75-M37	4	7	75	37	12	10.9	26	12	58
HSK63F-SFSA4-95-M42	4	7	95	42	27	11.4	25	12	78
HSK63F-SFSA6-75-M37	6	9	75	37	12	12.9	26	18	58
HSK63F-SFSA6-95-M42	6	9	95	42	27	13.4	25	18	78
HSK63F-SFSA8-95-M42	8	11	95	42	27	15.4	25	24	78
HSK63F-SFSA10-95-M42	10	13	95	42	27	17.4	25	30	74
HSK63F-SFSA12-95-M42	12	15	95	42	27	19.4	32	30	74

### Shrink Chuck, 3°, Slim, Form B

热缩刀柄 3度, 薄壁 B型

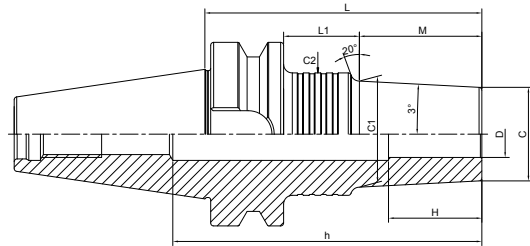
A ↗ ≤0.003	G Value G2.5	 AD AD/B
---------------	-----------------	-------------



Size	D	C	L	M	L1	C1	C2	H	h
BT40-SFSB6-95-M42	6	10	95	42	26	14.4	25	18	130
BT40-SFSB6-120-M67	6	10	120	67	26	17	25	18	155
BT40-SFSB6-125-M42	6	10	125	42	56	14.4	25	18	160
BT40-SFSB6-150-M67	6	10	150	67	56	17	25	18	185
BT40-SFSB6-150-M97	6	10	150	97	26	20.2	32	18	185
BT40-SFSB6-180-M97	6	10	180	97	56	20.2	36	18	215
BT40-SFSB6-180-M127	6	10	180	127	26	23.3	36	18	215
BT40-SFSB6-210-M127	6	10	210	127	56	23.3	36	18	245
BT40-SFSB6-210-M157	6	10	210	157	26	26.5	36	18	245
BT40-SFSB6-240-M157	6	10	240	157	56	26.5	36	18	275
BT40-SFSB8-95-M42	8	13	95	42	26	17.4	32	24	130
BT40-SFSB8-120-M67	8	13	120	67	26	20	32	24	155
BT40-SFSB8-125-M42	8	13	125	42	56	17.4	36	24	160
BT40-SFSB8-150-M67	8	13	150	67	56	20	36	24	185
BT40-SFSB8-150-M97	8	13	150	97	26	23.2	32	24	185
BT40-SFSB8-180-M97	8	13	180	97	56	23.2	36	24	215
BT40-SFSB8-180-M127	8	13	180	127	26	26.3	36	24	215
BT40-SFSB8-210-M127	8	13	210	127	56	26.3	36	24	245
BT40-SFSB8-210-M157	8	13	210	157	26	29.5	36	24	245
BT40-SFSB8-240-M157	8	13	240	157	56	29.5	36	24	275
BT40-SFSB10-95-M42	10	16	95	42	26	20.4	32	30	130
BT40-SFSB10-120-M67	10	16	120	67	26	23	36	30	155
BT40-SFSB10-125-M42	10	16	125	42	56	20.4	36	30	160
BT40-SFSB10-150-M67	10	16	150	67	56	23	32	30	185
BT40-SFSB10-150-M97	10	16	150	97	26	26.2	32	30	185
BT40-SFSB10-180-M97	10	16	180	97	56	26.2	36	30	215
BT40-SFSB10-180-M127	10	16	180	127	26	29.3	50	30	190
BT40-SFSB10-210-M127	10	16	210	127	56	29.3	50	30	220
BT40-SFSB10-210-M157	10	16	210	157	26	32.5	50	30	220
BT40-SFSB10-240-M127	10	16	240	127	86	29.3	50	30	250
BT40-SFSB10-240-M157	10	16	240	157	56	32.5	50	30	250
BT40-SFSB10-270-M157	10	16	270	157	86	32.5	50	30	305

**Shrink Chuck, 3°, Slim, Form B**  
**热缩刀柄 3 度, 薄壁 B 型**

A ↗ ≤0.003	G Value G2.5	AD AD/B
---------------	-----------------	---------

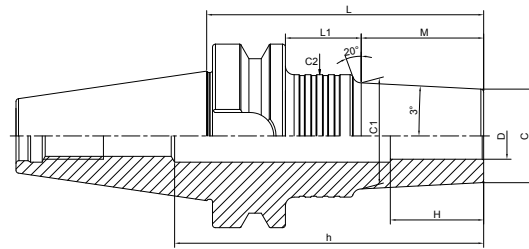


Size	D	C	L	M	L1	C1	C2	H	h
BT40-SFSB12-95-M42	12	19	95	42	26	23.4	32	30	130
BT40-SFSB12-120-M67	12	19	120	67	26	26	36	30	155
BT40-SFSB12-125-M42	12	19	125	42	56	23.4	36	30	160
BT40-SFSB12-150-M67	12	19	150	67	56	26	36	30	185
BT40-SFSB12-150-M97	12	19	150	97	26	29.2	50	30	160
BT40-SFSB12-180-M97	12	19	180	97	56	29.2	50	30	190
BT40-SFSB12-180-M127	12	19	180	127	26	32.3	50	30	190
BT40-SFSB12-210-M97	12	19	210	97	86	29.2	50	30	220
BT40-SFSB12-210-M127	12	19	210	127	56	32.3	50	30	220
BT40-SFSB12-210-M157	12	19	210	157	26	35.5	50	30	220
BT40-SFSB12-240-M127	12	19	240	127	86	32.3	50	30	250
BT40-SFSB12-240-M157	12	19	240	157	56	35.5	50	30	250
BT40-SFSB12-270-M157	12	19	270	157	86	35.5	50	30	280
BT40-SFSB16-95-M42	16	24	95	42	26	28.4	42	32	105
BT40-SFSB16-120-M67	16	24	120	67	26	31	42	32	130
BT40-SFSB16-125-M42	16	24	125	42	56	28.4	50	32	135
BT40-SFSB16-150-M67	16	24	150	67	56	31	42	32	160
BT40-SFSB16-150-M97	16	24	150	97	26	34.2	50	32	160
BT40-SFSB16-155-M42	16	24	155	42	86	28.2	50	32	165
BT40-SFSB16-180-M67	16	24	180	67	86	31	50	32	190
BT40-SFSB16-180-M97	16	24	180	97	56	34.2	50	32	190
BT40-SFSB16-180-M127	16	24	180	127	26	37.3	50	32	190
BT40-SFSB16-210-M97	16	24	210	97	86	34.2	50	32	220
BT40-SFSB16-210-M127	16	24	210	127	56	37.3	50	32	220
BT40-SFSB16-210-M157	16	24	210	157	26	40.5	50	32	220
BT40-SFSB16-240-M127	16	24	240	127	86	37.3	53	32	250
BT40-SFSB16-240-M157	16	24	240	157	56	40.5	50	32	250
BT40-SFSB16-270-M157	16	24	270	157	86	40.5	50	32	280

SHRINK

**Shrink Chuck, 3°, Slim, Form B**
**热缩刀柄 3度, 薄壁 B型**

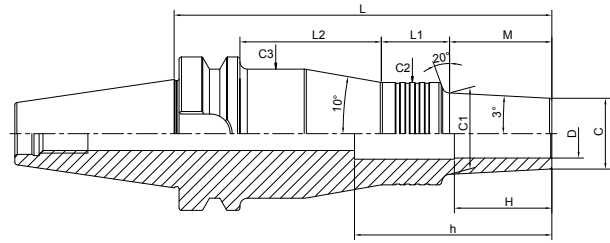
A ↗ ≤0.003	G Value G2.5	AD AD/B
---------------	-----------------	---------



Size	D	C	L	M	L1	C1	C2	H	h
BT40-SFSB20-95-M42	20	29	95	42	26	33.4	42	40	105
BT40-SFSB20-120-M67	20	29	120	67	26	36	42	40	130
BT40-SFSB20-125-M42	20	29	125	42	56	33.4	50	40	135
BT40-SFSB20-150-M67	20	29	150	67	56	36	50	40	160
BT40-SFSB20-150-M97	20	29	150	97	26	39.2	50	40	160
BT40-SFSB20-180-M67	20	29	180	67	86	36	50	40	190
BT40-SFSB20-180-M97	20	29	180	97	56	39.2	50	40	190
BT40-SFSB20-180-M127	20	29	180	127	26	42.3	50	40	190
BT40-SFSB20-210-M97	20	29	210	97	86	39.2	50	40	220
BT40-SFSB20-210-M127	20	29	210	127	56	42.3	50	40	220
BT40-SFSB20-210-M157	20	29	210	157	26	45.5	50	40	220
BT40-SFSB20-240-M127	20	29	240	127	86	42.3	50	40	250
BT40-SFSB20-240-M157	20	29	240	157	56	45.5	50	40	250
BT40-SFSB20-270-M157	20	29	270	157	86	45.5	50	40	280

**Shrink Chuck, 3°, Slim, Form B**  
**热缩刀柄 3 度, 薄壁 B 型**

<b>A</b> ↗ ≤0.003	<b>G Value</b> G2.5	AD AD/B
----------------------	------------------------	---------

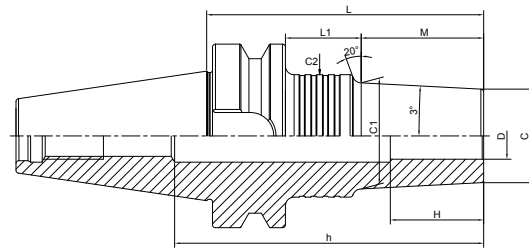


Size	D	C	L	M	L1	L2	C1	C2	C3	H	h
BT40-SFSB6-155-M42	6	10	155	42	33	53	14.4	26	40	18	190
BT40-SFSB6-180-M67	6	10	180	67	33	53	17	25	39	18	215
BT40-SFSB6-210-M97	6	10	210	97	28	58	20.2	36	50	18	245
BT40-SFSB6-240-M127	6	10	240	127	28	58	23.3	36	50	18	275
BT40-SFSB6-270-M157	6	10	270	157	28	58	26.5	36	50	18	305
BT40-SFSB8-155-M42	8	13	155	42	30	56	17.4	32	46	24	190
BT40-SFSB8-180-M67	8	13	180	67	28	58	20	36	50	24	215
BT40-SFSB8-210-M97	8	13	210	97	28	58	23.2	36	50	24	245
BT40-SFSB8-240-MI 27	8	13	240	127	28	58	26.3	36	50	24	275
BT40-SFSB8-270-M157	8	13	270	157	28	58	29.5	42	53	24	305
BT40-SFSB10-155-M42	10	16	155	42	28	58	20.4	36	50	30	190
BT40-SFSB10-180-M67	10	16	180	67	28	58	23	36	50	30	215
BT40-SFSB10-210-M97	10	16	210	97	28	58	26.2	36	50	30	245
BT40-SFSB12-155-M42	12	19	155	42	28	58	23.4	36	50	30	190
BT40-SFSB12-180-M67	12	19	180	67	28	58	26	36	50	30	215
BT40-SFSB20-155-M42	20	29	155	42	28	58	33.4	42	53	40	165



**Shrink Chuck, 3°, Slim, Form B**  
**热缩刀柄 3度, 薄壁 B型**

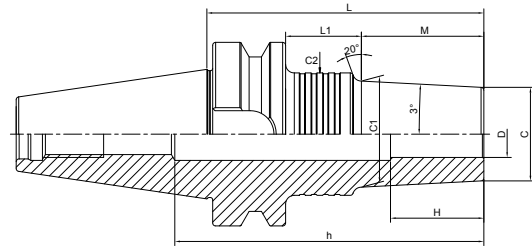
A ↗ ≤0.003	G Value G2.5	AD AD/B
---------------	-----------------	---------



Size	D	C	L	M	L1	C1	C2	H	h
BT50-SFSB6-110-M42	6	10	110	42	30	14.4	26	18	165
BT50-SFSB6-135-M67	6	10	135	67	30	17	25	18	190
BT50-SFSB6-140-M42	6	10	140	42	60	14.4	25	18	195
BT50-SFSB6-165-M67	6	10	165	67	60	17	26	18	220
BT50-SFSB6-165-M97	6	10	165	97	30	20.2	32	18	220
BT50-SFSB6-195-M97	6	10	195	97	60	20.2	32	18	250
BT50-SFSB6-195-MI 27	6	10	195	127	30	23.3	36	18	250
BT50-SFSB6-225-M127	6	10	225	127	60	23.3	36	18	280
BT50-SFSB6-225-M157	6	10	225	157	30	26.5	36	18	280
BT50-SFSB6-255-M157	6	10	255	157	60	26.5	36	18	310
BT50-SFSB8-110-M42	8	13	110	42	30	17.4	32	24	165
BT50-SFSB8-135-M67	8	13	135	67	30	20	32	24	190
BT50-SFSB8-140-M42	8	13	140	42	60	17.4	36	24	195
BT50-SFSB8-165-M67	8	13	165	67	60	20	36	24	220
BT50-SFSB8-165-M97	8	13	165	97	30	23.2	32	24	220
BT50-SFSB8-195-M97	8	13	195	97	60	23.2	32	24	250
BT50-SFSB8-195-M127	8	13	195	127	30	26.3	32	24	250
BT50-SFSB8-225-M127	8	13	225	127	60	26.3	32	24	280
BT50-SFSB8-225-M157	8	13	225	157	30	29.5	42	24	280
BT50-SFSB8-255-M157	8	13	255	157	60	29.5	42	24	310

**Shrink Chuck, 3°, Slim, Form B**  
**热缩刀柄 3 度, 薄壁 B 型**

A ↗ ≤0.003	G Value G2.5	AD AD/B
---------------	-----------------	---------

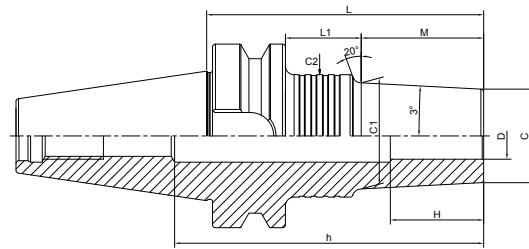


Size	D	C	L	M	L1	C1	C2	H	h
BT50-SFSB10-110-M42	10	16	110	42	30	20.4	32	30	165
BT50-SFSB10-135-M67	10	16	135	67	30	23	32	30	190
BT50-SFSB10-140-M42	10	16	140	42	60	20.4	36	30	195
BT50-SFSB10-165-M67	10	16	165	67	60	23	32	30	220
BT50-SFSB10-165-M97	10	16	165	97	30	26.2	32	30	220
BT50-SFSB10-195-M97	10	16	195	97	60	26.2	32	30	250
BT50-SFSB10-195-M127	10	16	195	127	30	29.3	42	30	250
BT50-SFSB10-225-M127	10	16	225	127	60	29.3	50	30	280
BT50-SFSB10-225-M157	10	16	225	157	30	32.5	50	30	280
BT50-SFSB10-255-M157	10	16	255	157	60	32.5	50	30	310
BT50-SFSB10-285-M157	10	16	285	157	90	32.5	50	30	340
BT50-SFSB12-110-M42	12	19	110	42	30	23.4	32	30	165
BT50-SFSB12-135-M67	12	19	135	67	30	26	32	30	190
BT50-SFSB12-140-M42	12	19	140	42	60	23.4	36	30	195
BT50-SFSB12-165-M67	12	19	165	67	60	26	36	30	220
BT50-SFSB12-165-M97	12	19	165	97	30	29.2	42	30	220
BT50-SFSB12-195-M97	12	19	195	97	60	29.2	42	30	250
BT50-SFSB12-195-M127	12	19	195	127	30	32.3	50	30	250
BT50-SFSB12-225-M97	12	19	225	97	90	29.2	50	30	280
BT50-SFSB12-225-M127	12	19	225	127	60	32.3	42	30	280
BT50-SFSB12-225-M157	12	19	225	157	30	35.5	42	30	280
BT50-SFSB12-255-M127	12	19	255	127	90	32.3	50	30	310
BT50-SFSB12-255-M157	12	19	255	157	60	35.5	42	30	310

SHRINK

**Shrink Chuck, 3°, Slim, Form B**  
**热缩刀柄 3度, 薄壁 B型**

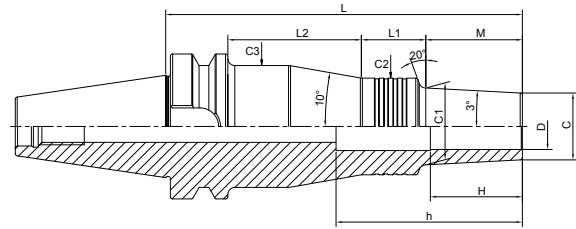
A ↗ ≤0.003	G Value G2.5	AD AD/B
---------------	-----------------	---------



Size	D	C	L	M	L1	C1	C2	H	h
BT50-SFSB16-110-M42	16	24	110	42	30	28.4	42	32	165
BT50-SFSB16-135-M67	16	24	135	67	30	31	42	32	190
BT50-SFSB16-140-M42	16	24	140	42	60	28.4	50	32	195
BT50-SFSB16-165-M67	16	24	165	67	60	31	42	32	220
BT50-SFSB16-165-M97	16	24	165	97	30	34.2	42	32	220
BT50-SFSB16-195-M67	16	24	195	67	90	31	50	32	250
BT50-SFSB16-195-M97	16	24	195	97	60	34.2	50	32	250
BT50-SFSB16-195-M127	16	24	195	127	30	37.3	50	32	250
BT50-SFSB16-225-M127	16	24	225	127	60	37.3	53	32	280
BT50-SFSB16-225-M157	16	24	225	157	30	40.5	50	32	280
BT50-SFSB16-255-M157	16	24	255	157	60	40.5	53	32	310
BT50-SFSB20-110-M42	20	29	110	42	30	33.4	42	40	165
BT50-SFSB20-135-M67	20	29	135	67	30	36	42	40	190
BT50-SFSB20-140-M42	20	29	140	42	60	33.4	50	40	195
BT50-SFSB20-165-M67	20	29	165	67	60	36	50	40	220
BT50-SFSB20-165-M97	20	29	165	97	30	39.2	53	40	220
BT50-SFSB20-195-M67	20	29	195	67	90	36	50	40	250
BT50-SFSB20-195-M97	20	29	195	97	60	39.2	53	40	250
BT50-SFSB20-195-M127	20	29	195	127	30	42.3	53	40	250
BT50-SFSB20-225-M127	20	29	225	127	60	42.3	50	40	280
BT50-SFSB20-225-M157	20	29	225	157	30	45.5	53	40	280
BT50-SFSB20-255-M157	20	29	255	157	60	45.5	53	40	310

**Shrink Chuck, 3°, Slim, Form B**  
**热缩刀柄 3 度, 薄壁 B 型**

<b>A</b> ↗ ≤0.003	<b>G Value</b> G2.5	AD AD/B
----------------------	------------------------	---------




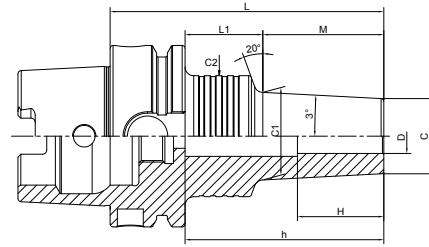
Size	D	C	L	M	L1	L2	C1	C2	C3	H	h
BT50-SFSB6-170-M42	6	10	170	42	33	57	14.4	25	39	18	225
BT50-SFSB6-195-M67	6	10	195	67	33	57	17	26	40	18	250
BT50-SFSB6-225-M97	6	10	225	97	28	62	20.2	36	50	18	280
BT50-SFSB6-255-M127	6	10	255	127	28	62	23.3	36	50	18	310
BT50-SFSB6-285-M157	6	10	285	157	30	60	26.5	32	46	18	340
BT50-SFSB8-170-M42	8	13	170	42	30	60	17.4	32	46	24	225
BT50-SFSB8-195-M67	8	13	195	67	30	60	20	32	46	24	250
BT50-SFSB8-225-M97	8	13	225	97	28	62	23.2	36	50	24	280
BT50-SFSB8-255-M127	8	13	255	127	28	62	26.3	36	50	24	310
BT50-SFSB8-285-M157	8	13	285	157	28	62	29.5	42	56	24	340
BT50-SFSB10-170-M42	10	16	170	42	28	62	20.4	36	50	30	225
BT50-SFSB10-195-M67	10	16	195	67	30	60	23	32	46	30	250
BT50-SFSB10-225-M97	10	16	225	97	30	60	26.2	32	46	30	280
BT50-SFSB10-255-M127	10	16	255	127	28	62	29.3	42	56	30	310
BT50-SFSB12-170-M42	12	19	170	42	28	62	23.4	36	50	30	225
BT50-SFSB12-195-M67	12	19	195	67	28	62	26	36	50	30	250
BT50-SFSB12-285-M157	12	19	285	157	28	62	35.5	42	56	30	340
BT50-SFSB16-170-M42	16	24	170	42	28	62	28.4	42	56	32	225
BT50-SFSB16-225-M97	16	24	225	97	28	62	34.2	42	56	32	280
BT50-SFSB16-255-M127	16	24	255	127	28	62	37.3	53	67	32	310
BT50-SFSB16-285-M157	16	24	285	157	28	62	40.5	53	67	32	340
BT50-SFSB20-170-M42	20	29	170	42	28	62	33.4	42	56	40	225
BT50-SFSB20-225-M97	20	29	225	97	28	62	39.2	53	67	40	280
BT50-SFSB20-255-M127	20	29	255	127	28	62	42.3	53	67	40	310
BT50-SFSB20-285-M157	20	29	285	157	28	62	45.5	53	67	40	340

**SHRINK**

### Shrink Chuck, 3°, Slim, Form B

热缩刀柄 3度, 薄壁 B型

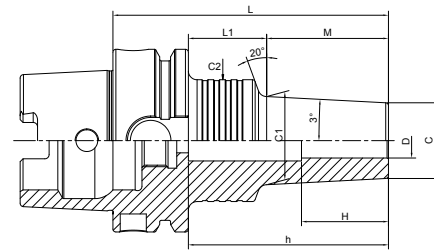
A ↗ ≤0.003	G Value G2.5	 AD AD/B
---------------	-----------------	--



Size	D	C	L	M	L1	C1	C2	H	h
HSK63A-SFSB6-95-M42	6	10	95	42	27	14.4	26	18	70
HSK63A-SFSB6-120-M67	6	10	120	67	27	17	25	18	95
HSK63A-SFSB6-125-M42	6	10	125	42	57	14.4	26	18	100
HSK63A-SFSB6-150-M67	6	10	150	67	57	17	25	18	125
HSK63A-SFSB6-150-M97	6	10	150	97	27	20.2	36	18	125
HSK63A-SFSB6-180-M97	6	10	180	97	57	20.2	36	18	155
HSK63A-SFSB6-180-M127	6	10	180	127	27	23.3	36	18	155
HSK63A-SFSB6-210-M127	6	10	210	127	57	23.3	36	18	185
HSK63A-SFSB6-210-M157	6	10	210	157	27	26.5	36	18	185
HSK63A-SFSB6-240-M157	6	10	240	157	57	26.5	36	18	215
HSK63A-SFSB8-95-M42	8	13	95	42	27	17.4	36	24	70
HSK63A-SFSB8-120-M67	8	13	120	67	27	20	32	24	95
HSK63A-SFSB8-125-M42	8	13	125	42	57	17.4	36	24	100
HSK63A-SFSB8-150-M67	8	13	150	67	57	20	32	24	125
HSK63A-SFSB8-150-M97	8	13	150	97	27	23.2	32	24	125
HSK63A-SFSB8-180-M97	8	13	180	97	57	23.2	36	24	155
HSK63A-SFSB8-180-M127	8	13	180	127	27	26.3	36	24	155
HSK63A-SFSB8-210-M127	8	13	210	127	57	26.3	36	24	185
HSK63A-SFSB8-210-M157	8	13	210	157	27	29.5	36	24	185
HSK63A-SFSB8-240-M157	8	13	240	157	57	29.5	36	24	215
HSK63A-SFSB10-95-M42	10	16	95	42	27	20.4	36	30	68
HSK63A-SFSB10-120-M67	10	16	120	67	27	23	32	30	93
HSK63A-SFSB10-125-M42	10	16	125	42	57	20.4	36	30	98
HSK63A-SFSB10-150-M67	10	16	150	67	57	23	36	30	123
HSK63A-SFSB10-150-M97	10	16	150	97	27	26.2	32	30	123
HSK63A-SFSB10-180-M97	10	16	180	97	57	26.2	36	30	153
HSK63A-SFSB10-180-M127	10	16	180	127	27	29.3	50	30	153
HSK63A-SFSB10-210-M127	10	16	210	127	57	29.3	50	30	180
HSK63A-SFSB10-210-M157	10	16	210	157	27	32.5	50	30	180
HSK63A-SFSB10-240-M127	10	16	240	127	87	29.3	50	30	215
HSK63A-SFSB10-240-M157	10	16	240	157	57	32.5	50	30	215
HSK63A-SFSB10-270-M157	10	16	270	157	87	32.5	50	30	245

**Shrink Chuck, 3°, Slim, Form B**  
**热缩刀柄 3 度, 薄壁 B 型**

A ↗ ≤0.003	G Value G2.5	AD AD/B
---------------	-----------------	---------



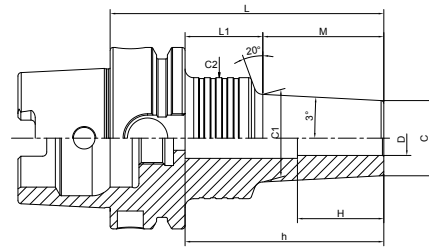
Size	D	C	L	M	L1	C1	C2	H	h
HSK63A-SFSB12-95-M42	12	19	95	42	27	23.4	36	30	68
HSK63A-SFSB12-120-M67	12	19	120	67	27	26	36	30	93
HSK63A-SFSB12-125-M42	12	19	125	42	57	23.4	32	30	98
HSK63A-SFSB12-150-M67	12	19	150	67	57	26	36	30	123
HSK63A-SFSB12-150-M97	12	19	150	97	27	29.2	50	30	123
HSK63A-SFSB12-180-M97	12	19	180	97	57	29.2	50	30	150
HSK63A-SFSB12-180-M127	12	19	180	127	27	32.3	50	30	153
HSK63A-SFSB12-210-M97	12	19	210	97	87	29.2	50	30	180
HSK63A-SFSB12-210-M127	12	19	210	127	57	32.3	50	30	180
HSK63A-SFSB12-210-M157	12	19	210	157	27	35.5	50	30	183
HSK63A-SFSB12-240-M127	12	19	240	127	87	32.3	50	30	215
HSK63A-SFSB12-240-M157	12	19	240	157	57	35.5	50	30	215
HSK63A-SFSB12-270-M157	12	19	270	157	87	35.5	50	30	245
HSK63A-SFSB16-95-M42	16	24	95	42	27	28.4	42	32	68
HSK63A-SFSB16-120-M67	16	24	120	67	27	31	50	32	93
HSK63A-SFSB16-125-M42	16	24	125	42	57	28.4	50	32	95
HSK63A-SFSB16-150-M67	16	24	150	67	57	31	50	32	120
HSK63A-SFSB16-150-M97	16	24	150	97	27	34.2	50	32	123
HSK63A-SFSB16-155-M42	16	24	155	42	87	28.4	50	32	130
HSK63A-SFSB16-180-M97	16	24	180	97	57	34.2	50	32	155
HSK63A-SFSB16-180-M127	16	24	180	127	27	37.3	53	32	153
HSK63A-SFSB16-210-M97	16	24	210	97	87	34.2	50	32	185
HSK63A-SFSB16-210-M127	16	24	210	127	57	37.3	53	32	185
HSK63A-SFSB16-210-M157	16	24	210	157	27	40.5	50	32	183
HSK63A-SFSB16-240-M127	16	24	240	127	87	37.3	53	32	215
HSK63A-SFSB16-240-M157	16	24	240	157	57	40.5	50	32	215
HSK63A-SFSB16-270-M157	16	24	270	157	87	40.5	50	32	245

SHRINK

**Shrink Chuck, 3°, Slim, Form B**
**热缩刀柄 3度, 薄壁 B型**

 A ↗  
 ≤0.003

 G Value  
 G2.5

  
 AD AD/B


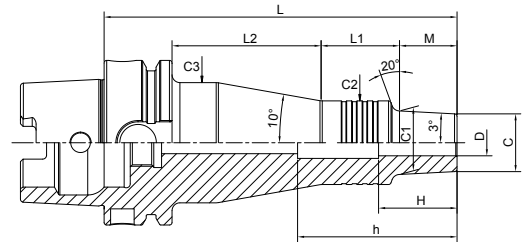
Size	D	C	L	M	L1	C1	C2	H	h
HSK63A-SFSB20-95-M42	20	29	95	42	27	33.4	50	40	68
HSK63A-SFSB20-120-M67	20	29	120	67	27	36	50	40	93
HSK63A-SFSB20-125-M42	20	29	125	42	57	33.4	50	40	95
HSK63A-SFSB20-150-M67	20	29	150	67	57	36	50	40	120
HSK63A-SFSB20-150-M97	20	29	150	97	27	39.2	50	40	123
HSK63A-SFSB20-155-M42	20	29	155	42	87	33.4	50	40	130
HSK63A-SFSB20-180-M67	20	29	180	67	87	36	50	40	155
HSK63A-SFSB20-180-M97	20	29	180	97	57	39.2	50	40	155
HSK63A-SFSB20-180-M127	20	29	180	127	27	42.3	50	40	153
HSK63A-SFSB20-210-M97	20	29	210	97	87	39.2	50	40	185
HSK63A-SFSB20-210-M127	20	29	210	127	57	42.3	50	40	185
HSK63A-SFSB20-210-M157	20	29	210	157	27	45.5	50	40	183
HSK63A-SFSB20-240-M127	20	29	240	127	87	42.3	50	40	215
HSK63A-SFSB20-240-M157	20	29	240	157	57	45.5	50	40	215
HSK63A-SFSB20-270-M157	20	29	270	157	87	45.5	50	40	245

**Shrink Chuck, 3°, Slim, Form B**  
**热缩刀柄 3 度, 薄壁 B 型**

A ↗  
 ≤0.003

G Value  
 G2.5

AD AD/B



Size	D	C	L	M	L1	C1	C2	C3	H	h
HSK63A-SFSB6-155-M42	6	10	155	42	33	14.4	25	39	18	130
HSK63A-SFSB6-180-M67	6	10	180	67	33	17	25	39	18	155
HSK63A-SFSB6-210-M97	6	10	210	97	28	20.2	36	50	18	185
HSK63A-SFSB6-240-M127	6	10	240	127	28	23.3	36	50	18	215
HSK63A-SFSB6-270-M157	6	10	270	157	30	26.5	32	46	18	245
HSK63A-SFSB8-155-M42	8	13	155	42	30	17.4	32	46	24	130
HSK63A-SFSB8-180-M67	8	13	180	67	30	20	32	46	24	155
HSK63A-SFSB8-210-M97	8	13	210	97	27	23.2	36	50	24	185
HSK63A-SFSB8-240-M127	8	13	240	127	30	26.3	32	46	24	215
HSK63A-SFSB8-270-M157	8	13	270	157	28	29.5	36	50	24	245
HSK63A-SFSB10-155-M42	10	16	155	42	28	20.4	36	50	30	128
HSK63A-SFSB10-180-M67	10	16	180	67	28	23	36	50	30	153
HSK63A-SFSB10-210-M97	10	16	210	97	28	26.2	36	50	30	180
HSK63A-SFSB12-155-M42	12	19	155	42	30	23.4	32	46	30	128
HSK63A-SFSB12-180-M67	12	19	180	67	28	26	36	50	30	153
HSK63A-SFSB16-180-M67	16	24	180	67	28	31	42	53	32	155

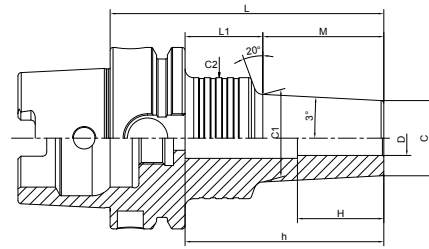
SHRINK



### Shrink Chuck, 3°, Slim, Form B

热缩刀柄 3度, 薄壁 B型

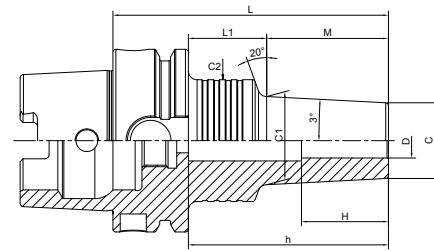
A ↗ ≤0.003	G Value G2.5	 AD AD/B
---------------	-----------------	-------------



Size	D	C	L	M	L1	C1	C2	H	h
HSK100A-SFSB6-110-M42	6	10	110	42	39	14.4	26	18	80
HSK100A-SFSB6-135-M67	6	10	135	67	39	17	26	18	105
HSK100A-SFSB6-140-M42	6	10	140	42	69	14.4	26	18	110
HSK100A-SFSB6-165-M67	6	10	165	67	69	17	26	18	135
HSK100A-SFSB6-165-M97	6	10	165	97	39	20.2	36	18	135
HSK100A-SFSB6-195-M97	6	10	195	97	69	20.2	36	18	165
HSK100A-SFSB6-195-M127	6	10	195	127	39	23.3	36	18	165
HSK100A-SFSB6-225-M127	6	10	225	127	69	23.3	32	18	195
HSK100A-SFSB6-225-M157	6	10	225	157	39	26.5	32	18	195
HSK100A-SFSB6-255-M157	6	10	255	157	69	26.5	32	18	225
HSK100A-SFSB8-110-M42	8	13	110	42	39	17.4	36	24	80
HSK100A-SFSB8-135-M67	8	13	135	67	39	20	36	24	105
HSK100A-SFSB8-140-M42	8	13	140	42	69	17.4	32	24	110
HSK100A-SFSB8-165-M67	8	13	165	67	69	20	32	24	135
HSK100A-SFSB8-165-M97	8	13	165	97	39	23.2	32	24	135
HSK100A-SFSB8-195-M97	8	13	195	97	69	23.2	32	24	165
HSK100A-SFSB8-195-M127	8	13	195	127	39	26.3	36	24	165
HSK100A-SFSB8-225-M127	8	13	225	127	69	26.3	36	24	195
HSK100A-SFSB8-225-M157	8	13	225	157	39	29.5	42	24	195
HSK100A-SFSB8-255-M157	8	13	255	157	69	29.5	42	24	225
HSK100A-SFSB10-110-M42	10	16	110	42	39	20.4	36	30	80
HSK100A-SFSB10-135-M67	10	16	135	67	39	23	36	30	105
HSK100A-SFSB10-140-M42	10	16	140	42	69	20.4	32	30	110
HSK100A-SFSB10-165-M67	10	16	165	67	69	23	32	30	135
HSK100A-SFSB10-165-M97	10	16	165	97	39	26.2	36	30	135
HSK100A-SFSB10-195-M97	10	16	195	97	69	26.2	36	30	165
HSK100A-SFSB10-195-M127	10	16	195	127	39	29.3	42	30	165
HSK100A-SFSB10-225-M127	10	16	225	127	69	29.3	50	30	195
HSK100A-SFSB10-225-M157	10	16	225	157	39	32.5	42	30	195
HSK100A-SFSB10-255-M127	10	16	255	127	99	29.3	50	30	225
HSK100A-SFSB10-255-M157	10	16	255	157	69	32.5	42	30	225
HSK100A-SFSB10-285-M157	10	16	285	157	99	32.5	50	30	255

**Shrink Chuck, 3°, Slim, Form B**  
**热缩刀柄 3 度, 薄壁 B 型**

A ↗ ≤0.003	G Value G2.5	AD AD/B
---------------	-----------------	---------

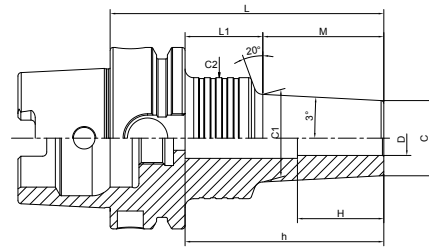


Size	D	C	L	M	L1	C1	C2	H	h
HSK100A-SFSB12-110-M42	12	19	110	42	39	23.4	36	30	79
HSK100A-SFSB12-135-M67	12	19	135	67	39	26	32	30	104
HSK100A-SFSB12-140-M42	12	19	140	42	69	23.4	32	30	105
HSK100A-SFSB12-165-M67	12	19	165	67	69	26	36	30	130
HSK100A-SFSB12-165-M97	12	19	165	97	39	29.2	50	30	130
HSK100A-SFSB12-195-M97	12	19	195	97	69	29.2	50	30	160
HSK100A-SFSB12-195-M127	12	19	195	127	39	32.3	50	30	160
HSK100A-SFSB12-225-M97	12	19	225	97	99	29.2	50	30	190
HSK100A-SFSB12-225-M127	12	19	225	127	69	32.3	42	30	190
HSK100A-SFSB12-225-M157	12	19	225	157	39	35.5	50	30	190
HSK100A-SFSB12-255-M127	12	19	255	127	99	32.3	50	30	220
HSK100A-SFSB12-255-M157	12	19	255	157	69	35.5	42	30	220
HSK100A-SFSB12-285-M157	12	19	285	157	99	35.5	50	30	250
HSK100A-SFSB16-110-M42	16	24	110	42	39	28.4	50	32	75
HSK100A-SFSB16-135-M67	16	24	135	67	39	31	50	32	100
HSK100A-SFSB16-140-M42	16	24	140	42	69	28.4	50	32	105
HSK100A-SFSB16-165-M67	16	24	165	67	69	31	42	32	130
HSK100A-SFSB16-165-M97	16	24	165	97	39	34.2	50	32	130
HSK100A-SFSB16-170-M42	16	24	170	42	99	28.4	50	32	135
HSK100A-SFSB16-195-M67	16	24	195	67	99	31	50	32	160
HSK100A-SFSB16-195-M97	16	24	195	97	69	34.2	42	32	160
HSK100A-SFSB16-195-M127	16	24	195	127	39	37.3	50	32	160
HSK100A-SFSB16-225-M97	16	24	225	97	99	34.2	50	32	190
HSK100A-SFSB16-225-M127	16	24	225	127	69	37.3	50	32	190
HSK100A-SFSB16-225-M157	16	24	225	157	39	40.5	53	32	190
HSK100A-SFSB16-255-M157	16	24	255	157	69	40.5	50	32	220

SHRINK

**Shrink Chuck, 3°, Slim, Form B**  
**热缩刀柄 3 度, 薄壁 B 型**

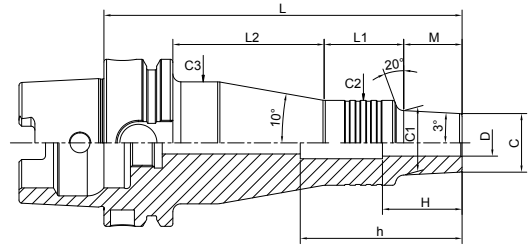
A ↗ ≤0.003	G Value G2.5	AD AD/B
---------------	-----------------	---------



Size	D	C	L	M	L1	C1	C2	H	h
HSK100A-SFSB20-110-M42	20	29	110	42	39	33.4	50	40	75
HSK100A-SFSB20-135-M67	20	29	135	67	39	36	42	40	100
HSK100A-SFSB20-140-M42	20	29	140	42	69	33.4	50	40	105
HSK100A-SFSB20-165-M67	20	29	165	67	69	36	50	40	130
HSK100A-SFSB20-165-M97	20	29	165	97	39	39.2	53	40	130
HSK100A-SFSB20-195-M67	20	29	195	67	99	36	50	40	160
HSK100A-SFSB20-195-M97	20	29	195	97	69	39.2	50	40	160
HSK100A-SFSB20-195-M127	20	29	195	127	39	42.3	53	40	160
HSK100A-SFSB20-225-M97	20	29	225	97	99	39.2	50	40	190
HSK100A-SFSB20-225-M127	20	29	225	127	69	42.3	50	40	190
HSK100A-SFSB20-225-M157	20	29	225	157	39	45.5	53	40	190
HSK100A-SFSB20-255-M127	20	29	255	127	99	42.3	50	40	220
HSK100A-SFSB20-255-M157	20	29	255	157	69	45.5	50	40	220

**Shrink Chuck, 3°, Slim, Form B**  
**热缩刀柄 3 度, 薄壁 B 型**

A ↗ ≤0.003	G Value G2.5	AD AD/B
---------------	-----------------	---------



Size	D	C	L	M	L1	L2	C1	C2	C3	H	h
HSK100A-SFSB6-170-M42	6	10	170	42	33	66	14.4	26	40	18	140
HSK100A-SFSB6-195-M67	6	10	195	67	33	66	17	26	40	18	165
HSK100A-SFSB6-225-M97	6	10	225	97	28	71	20.2	36	50	18	195
HSK100A-SFSB6-255-M127	6	10	255	127	28	71	23.3	36	50	18	225
HSK100A-SFSB6-285-M157	6	10	285	157	30	69	26.5	32	46	18	255
HSK100A-SFSB8-170-M42	8	13	170	42	28	71	17.4	36	50	24	140
HSK100A-SFSB8-195-M67	8	13	195	67	30	69	20	32	46	24	165
HSK100A-SFSB8-225-M97	8	13	225	97	30	69	23.2	32	46	24	195
HSK100A-SFSB8-255-M127	8	13	255	127	30	69	26.3	32	46	24	225
HSK100A-SFSB8-285-M157	8	13	285	157	28	71	29.5	42	56	24	255
HSK100A-SFSB10-170-M42	10	16	170	42	28	71	20.4	36	50	30	140
HSK100A-SFSB10-195-M67	10	16	195	67	28	71	23	36	50	30	165
HSK100A-SFSB10-225-M97	10	16	225	97	30	69	26.2	32	46	30	195
HSK100A-SFSB12-170-M42	12	19	170	42	28	71	23.4	36	50	30	135
HSK100A-SFSB12-195-M67	12	19	195	67	28	71	26	36	50	30	160
HSK100A-SFSB16-255-M127	16	24	255	127	28	71	37.3	53	67	32	220
HSK100A-SFSB16-285-M157	16	24	285	157	28	71	40.5	53	67	32	250
HSK100A-SFSB20-170-M42	20	29	170	42	28	71	33.4	42	56	40	135
HSK100A-SFSB20-285-M157	20	29	285	157	28	71	45.5	53	67	40	250

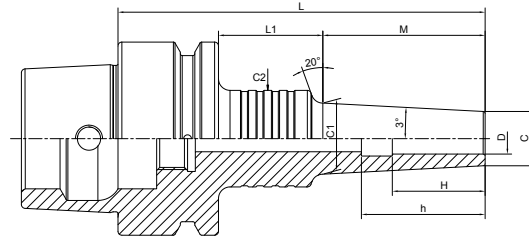
SHRINK

**Shrink Chuck, 3°, Slim, Form B**  
**热缩刀柄 3度, 薄壁 B型**

A ↗  
 ≤0.003

G Value  
 G2.5

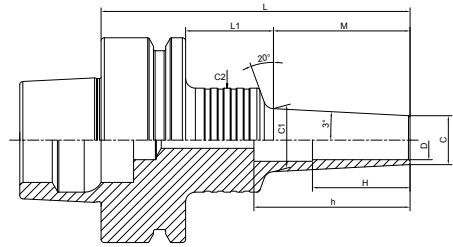
AD AD/B



Size	D	C	L	M	L1	C1	C2	H	h
HSK50E-SFSB6-95-M42	6	10	95	42	27	14.4	25	18	77
HSK50E-SFSB6-120-M67	6	10	120	67	27	17	25	18	102
HSK50E-SFSB6-150-M97	6	10	150	97	27	20.2	32	18	135
HSK50E-SFSB8-95-M42	8	13	95	42	27	17.4	32	24	77
HSK50E-SFSB8-120-M67	8	13	120	67	27	20	32	24	105
HSK50E-SFSB8-150-M97	8	13	150	97	27	23.2	32	24	132
HSK50E-SFSB10-95-M42	10	16	95	42	27	20.4	32	30	80
HSK50E-SFSB10-120-M67	10	16	120	67	27	23	32	30	105
HSK50E-SFSB10-150-M97	10	16	150	97	27	26.2	32	30	135
HSK50E-SFSB12-95-M42	12	19	95	42	27	23.4	32	30	64
HSK50E-SFSB12-120-M67	12	19	120	67	27	26	32	30	64
HSK50E-SFSB12-150-M97	12	19	150	97	27	29.2	32	30	135
HSK50E-SFSB16-95-M42	16	24	95	42	27	28.4	42	32	81
HSK50E-SFSB16-120-M67	16	24	120	67	27	31	42	32	81
HSK50E-SFSB20-95-M42	20	29	95	42	27	33.4	42	40	82

**Shrink Chuck, 3°, Slim, Form B**  
**热缩刀柄 3 度, 薄壁 B 型**

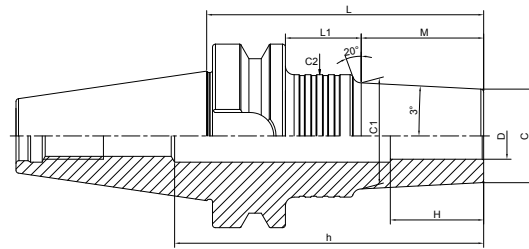
A ↗ ≤0.003	G Value G2.5	AD AD/B
---------------	-----------------	---------



Size	D	C	L	M	L1	C1	C2	H	h
HSK63F-SFSB6-95-M42	6	10	95	42	27	14.4	25	18	73
HSK63F-SFSB8-95-M42	8	13	95	42	27	17.4	32	24	73
HSK63F-SFSB10-95-M42	10	16	95	42	27	20.4	32	30	73
HSK63F-SFSB12-95-M42	12	19	95	42	27	23.4	32	30	73

**Shrink Chuck, 3°, Regular, Form A**
**热缩刀柄 3度, 标准 A 型**

A ↗ ≤0.003	G Value G2.5	AD AD/B
---------------	-----------------	---------

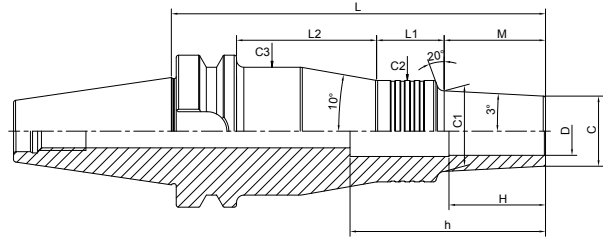


Size	D	C	L	M	L1	C1	C2	H	h
BT30-SFRA3-75-M22	3	7.5	75	22	31	9.8	25	9	99
BT30-SFRA4-75-M22	4	10	75	22	31	12.3	25	12	99
BT30-SFRA6-75-M22	6	12	75	22	31	14.3	25	18	99
BT30-SFRA8-75-M22	8	14	75	22	31	16.3	25	24	99
BT30-SFRA10-75-M22	10	16	75	22	31	18.3	25	30	99
BT30-SFRA12-75-M22	12	20	75	22	31	22.3	25	30	99
BT30-SFRA16-60-M22	16	26	60	22	16	28.3	34	32	60
BT30-SFRA20-65-M22	20	32	65	22	21	34.3	40	38	60
BT40-SFRA3-75-M22	3	7.5	75	22	26	9.8	25	9	110
BT40-SFRA3-95-M42	3	7.5	95	42	26	11.9	25	9	130
BT40-SFRA3-105-M22	3	7.5	105	22	56	9.8	26	9	140
BT40-SFRA3-120-M67	3	7.5	120	67	26	14.5	26	9	155
BT40-SFRA3-125-M42	3	7.5	125	42	56	11.9	26	9	160
BT40-SFRA3-150-M67	3	7.5	150	67	56	14.5	26	9	185
BT40-SFRA3-150-M97	3	7.5	150	97	26	17.7	26	9	185
BT40-SFRA3-180-M97	3	7.5	180	97	56	17.7	26	9	215
BT40-SFRA3-180-M127	3	7.5	180	127	26	20.8	36	9	215
BT40-SFRA3-210-M127	3	7.5	210	127	56	20.8	36	9	245
BT40-SFRA4-75-M22	4	10	75	22	26	12.3	25	12	110
BT40-SFRA4-95-M42	4	10	95	42	26	14.4	26	12	130
BT40-SFRA4-105-M22	4	10	105	22	56	12.3	26	12	140
BT40-SFRA4-120-M67	4	10	120	67	26	17	25	12	155
BT40-SFRA4-125-M42	4	10	125	42	56	14.4	26	12	160
BT40-SFRA4-150-M67	4	10	150	67	56	17	25	12	185
BT40-SFRA4-150-M97	4	10	150	97	26	20.2	25	12	185
BT40-SFRA4-180-M97	4	10	180	97	56	20.2	26	12	215
BT40-SFRA4-180-M127	4	10	180	127	26	23.3	36	12	215
BT40-SFRA4-210-M127	4	10	210	127	56	23.3	36	12	245

**SHRINK**

**Shrink Chuck, 3°, Regular, Form A**  
**热缩刀柄 3 度, 标准 A 型**

A ↗ ≤0.003	G Value G2.5	AD AD/B
---------------	-----------------	---------

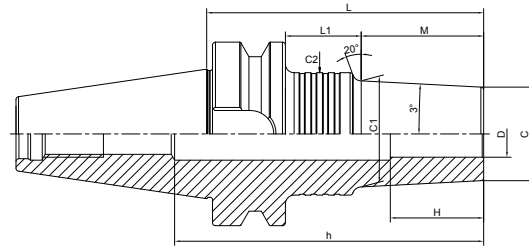


Size	D	C	L	M	L1	L2	C1	C2	C3	H	h
BT40-SFRA3-135-M22	3	7.5	135	22	33	53	9.8	25	39	9	170
BT40-SFRA3-155-M42	3	7.5	155	42	33	53	11.9	26	40	9	190
BT40-SFRA3-180-M67	3	7.5	180	67	33	53	14.5	26	40	9	215
BT40-SFRA3-210-M97	3	7.5	210	97	33	53	17.7	26	40	9	245
BT40-SFRA3-240-M127	3	7.5	240	127	28	58	20.8	36	50	9	275
BT40-SFRA4-135-M22	4	10	135	22	33	53	12.3	26	40	12	170
BT40-SFRA4-155-M42	4	10	155	42	33	53	14.4	26	40	12	190
BT40-SFRA4-180-M67	4	10	180	67	33	53	17	25	39	12	215
BT40-SFRA4-210-M97	4	10	210	97	33	53	20.2	26	40	12	245
BT40-SFRA4-240-M127	4	10	240	127	28	58	23.3	36	50	12	275



**Shrink Chuck, 3°, Regular, Form A**  
**热缩刀柄 3度, 标准 A 型**

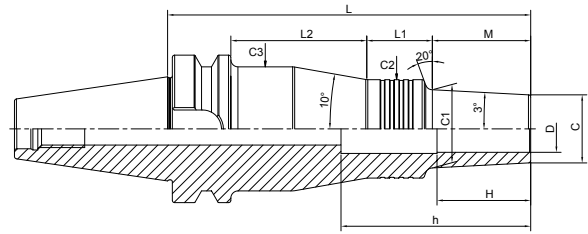
A ↗ ≤0.003	G Value G2.5	AD AD/B
---------------	-----------------	---------



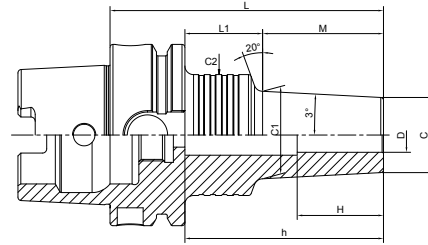
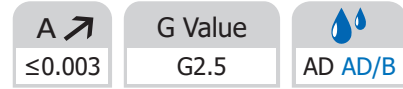
Size	D	C	L	M	L1	C1	C2	H	h
BT50-SFRA3-90-M22	3	7.5	90	22	30	9.8	25	9	145
BT50-SFRA3-110-M42	3	7.5	110	42	30	11.9	26	9	165
BT50-SFRA3-120-M22	3	7.5	120	22	60	9.8	26	9	175
BT50-SFRA3-135-M67	3	7.5	135	67	30	14.5	26	9	190
BT50-SFRA3-140-M42	3	7.5	140	42	60	11.9	26	9	195
BT50-SFRA3-165-M67	3	7.5	165	67	60	14.5	26	9	220
BT50-SFRA3-165-M97	3	7.5	165	97	30	17.7	26	9	220
BT50-SFRA3-195-M97	3	7.5	195	97	60	17.7	26	9	250
BT50-SFRA3-195-M127	3	7.5	195	127	30	20.8	32	9	250
BT50-SFRA3-225-M127	3	7.5	225	127	60	20.8	36	9	280
BT50-SFRA4-90-M22	4	10	90	22	30	12.3	25	12	145
BT50-SFRA4-110-M42	4	10	110	42	30	14.4	26	12	165
BT50-SFRA4-120-M22	4	10	120	22	60	12.3	25	12	175
BT50-SFRA4-135-M67	4	10	135	67	30	17	26	12	190
BT50-SFRA4-140-M42	4	10	140	42	60	14.4	26	12	195
BT50-SFRA4-165-M67	4	10	165	67	60	17	26	12	220
BT50-SFRA4-165-M97	4	10	165	97	30	20.2	26	12	220
BT50-SFRA4-195-M97	4	10	195	97	60	20.2	26	12	250
BT50-SFRA4-195-M127	4	10	195	127	30	23.3	36	12	250
BT50-SFRA4-225-MI 27	4	10	225	127	60	23.3	36	12	280

**Shrink Chuck, 3°, Regular, Form A**  
**热缩刀柄 3 度, 标准 A 型**

<b>A</b> ↗ ≤0.003	<b>G Value</b> G2.5	AD AD/B
----------------------	------------------------	---------



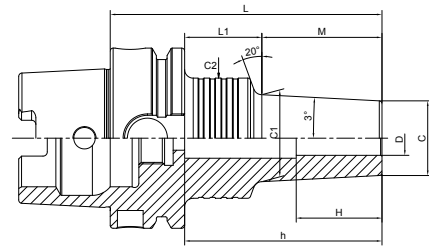
Size	D	C	L	M	L1	L2	C1	C2	C3	H	h
BT50-SFRA3-150-M22	3	7.5	150	22	33	57	9.8	25	39	9	205
BT50-SFRA3-170-M42	3	7.5	170	42	33	57	11.9	25	40	9	225
BT50-SFRA3-195-M67	3	7.5	195	67	33	57	14.5	25	40	9	250
BT50-SFRA3-225-M97	3	7.5	225	97	33	57	17.7	26	40	9	280
BT50-SFRA3-255-M127	3	7.5	255	127	30	60	20.8	32	46	9	310
BT50-SFRA4-150-M22	4	10	150	22	33	57	12.3	25	39	12	205
BT50-SFRA4-170-M42	4	10	170	42	33	57	14.4	26	40	12	225
BT50-SFRA4-195-M67	4	10	195	67	33	57	17	26	40	12	250
BT50-SFRA4-225-M97	4	10	225	97	33	57	20.2	26	40	12	280
BT50-SFRA4-255-M127	4	10	255	127	30	60	23.3	32	46	12	310

**Shrink Chuck, 3°, Regular, Form A**
**热缩刀柄 3度, 标准 A 型**


Size	D	C	L	M	L1	C1	C2	H	h
HSK40A-SFRA3-65-M22	3	7.5	65	22	23	9.8	25	9	44
HSK40A-SFRA3-85-M42	3	7.5	85	42	23	11.9	25	9	64
HSK40A-SFRA4-65-M22	4	10	65	22	23	12.3	25	12	44
HSK40A-SFRA4-85-M42	4	10	85	42	23	14.4	25	12	64
HSK40A-SFRA6-65-M22	6	12	65	22	23	14.3	25	18	44
HSK40A-SFRA6-85-M42	6	12	85	42	23	16.4	25	18	64
HSK40A-SFRA8-65-M22	8	14	65	22	23	16.3	25	24	44
HSK40A-SFRA8-85-M42	8	14	85	42	23	18.4	25	24	64
HSK40A-SFRA10-65-M22	10	16	65	22	23	18.3	25	30	44
HSK40A-SFRA10-90-M42	10	16	90	42	28	20.4	32	30	60
HSK40A-SFRA12-65-M22	12	20	65	22	23	22.3	25	30	44
HSK40A-SFRA16-65-M22	16	26	65	22	23	28.3	34	32	43
HSK40A-SFRA20-70-M50	20	32	70	50	-	34	-	38	48
HSK50A-SFRA3-75-M22	3	7.5	75	22	27	9.8	25	9	49
HSK50A-SFRA3-95-M42	3	7.5	95	42	27	11.9	25	9	69
HSK50A-SFRA3-125-M42	3	7.5	125	42	57	11.9	25	9	100
HSK50A-SFRA4-75-M22	4	10	75	22	27	12.3	25	12	49
HSK50A-SFRA4-95-M42	4	10	95	42	27	14.4	25	12	69
HSK50A-SFRA4-125-M42	4	10	125	42	57	14.4	25	12	99

**Shrink Chuck, 3°, Regular, Form A**  
**热缩刀柄 3 度, 标准 A 型**

A ↗ ≤0.003	G Value G2.5	AD AD/B
---------------	-----------------	---------



Size	D	C	L	M	L1	C1	C2	H	h
HSK63A-SFRA3-75-M22	3	7.5	75	22	27	9.8	25	9	50
HSK63A-SFRA3-95-M42	3	7.5	95	42	27	11.9	25	9	70
HSK63A-SFRA3-105-M22	3	7.5	105	22	57	9.8	26	9	80
HSK63A-SFRA3-120-M67	3	7.5	120	67	27	14.5	26	9	95
HSK63A-SFRA3-125-M42	3	7.5	125	42	57	11.9	26	9	100
HSK63A-SFRA3-150-M67	3	7.5	150	67	57	14.5	25	9	125
HSK63A-SFRA3-150-M97	3	7.5	150	97	27	17.7	25	9	125
HSK63A-SFRA3-180-M97	3	7.5	180	97	57	17.7	26	9	155
HSK63A-SFRA3-180-M127	3	7.5	180	127	27	20.8	36	9	155
HSK63A-SFRA3-210-M127	3	7.5	210	127	57	20.8	36	9	185
HSK63A-SFRA4-75-M22	4	10	75	22	27	12.3	25	12	50
HSK63A-SFRA4-95-M42	4	10	95	42	27	14.4	25	12	70
HSK63A-SFRA4-105-M22	4	10	105	22	57	12.3	26	12	80
HSK63A-SFRA4-120-M67	4	10	120	67	27	17	25	12	95
HSK63A-SFRA4-125-M42	4	10	125	42	57	14.4	26	12	100
HSK63A-SFRA4-150-M67	4	10	150	67	57	17	26	12	125
HSK63A-SFRA4-150-M97	4	10	150	97	27	20.2	25	12	125
HSK63A-SFRA4-180-M97	4	10	180	97	57	20.2	26	12	155
HSK63A-SFRA4-180-M127	4	10	180	127	27	23.3	36	12	155
HSK63A-SFRA4-210-M127	4	10	210	127	57	23.3	36	12	185

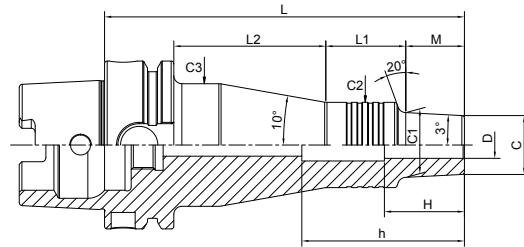
**SHRINK**

**Shrink Chuck, 3°, Regular, Form A**
**热缩刀柄 3 度, 标准 A 型**

 A ↗  
 ≤0.003

 G Value  
 G2.5

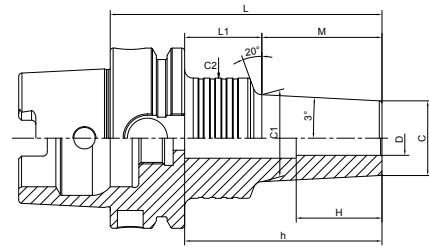
AD AD/B



Size	D	C	L	M	L1	C1	C2	H	h
HSK63A-SFRA3-135-M22	3	7.5	135	22	33	9.8	25	9	110
HSK63A-SFRA3-155-M42	3	7.5	155	42	33	11.9	26	9	130
HSK63A-SFRA3-180-M67	3	7.5	180	67	33	14.5	26	9	155
HSK63A-SFRA3-210-M97	3	7.5	210	97	33	17.7	26	9	185
HSK63A-SFRA3-240-M127	3	7.5	240	127	28	20.8	36	9	215
HSK63A-SFRA4-135-M22	4	10	135	22	33	12.3	26	12	110
HSK63A-SFRA4-155-M42	4	10	155	42	33	14.4	25	12	130
HSK63A-SFRA4-180-M67	4	10	180	67	33	17	25	12	155
HSK63A-SFRA4-210-M97	4	10	210	97	33	20.2	26	12	185
HSK63A-SFRA4-240-M127	4	10	240	127	28	23.3	36	12	215

**Shrink Chuck, 3°, Regular, Form A**  
**热缩刀柄 3 度, 标准 A 型**

A ↗ ≤0.003	G Value G2.5	AD AD/B
---------------	-----------------	---------



Size	D	C	L	M	L1	C1	C2	H	h
HSK100A-SFRA3-90-M22	3	7.5	90	22	39	9.8	26	9	60
HSK100A-SFRA3-110-M42	3	7.5	110	42	39	11.9	26	9	80
HSK100A-SFRA3-120-M22	3	7.5	120	22	69	9.8	25	9	90
HSK100A-SFRA3-135-M67	3	7.5	135	67	39	14.5	26	9	105
HSK100A-SFRA3-140-M42	3	7.5	140	42	69	11.9	26	9	110
HSK100A-SFRA3-165-M67	3	7.5	165	67	69	14.5	26	9	135
HSK100A-SFRA3-165-M97	3	7.5	165	97	39	17.7	26	9	135
HSK100A-SFRA3-195-M97	3	7.5	195	97	69	17.7	26	9	165
HSK100A-SFRA3-195-M127	3	7.5	195	127	39	20.8	36	9	165
HSK100A-SFRA3-225-M127	3	7.5	225	127	69	20.8	36	9	195
HSK100A-SFRA4-90-M22	4	10	90	22	39	12.3	26	12	60
HSK100A-SFRA4-110-M42	4	10	110	42	39	14.4	26	12	80
HSK100A-SFRA4-120-M22	4	10	120	22	69	12.3	26	12	90
HSK100A-SFRA4-135-M67	4	10	135	67	39	17	26	12	105
HSK100A-SFRA4-140-M42	4	10	140	42	69	14.4	26	12	110
HSK100A-SFRA4-165-M67	4	10	165	67	69	17	26	12	135
HSK100A-SFRA4-165-M97	4	10	165	97	39	20.2	26	12	135
HSK100A-SFRA4-195-M97	4	10	195	97	69	20.2	26	12	165
HSK100A-SFRA4-195-MI 27	4	10	195	127	39	23.3	32	12	165
HSK100A-SFRA4-225-M127	4	10	225	127	69	23.3	36	12	195

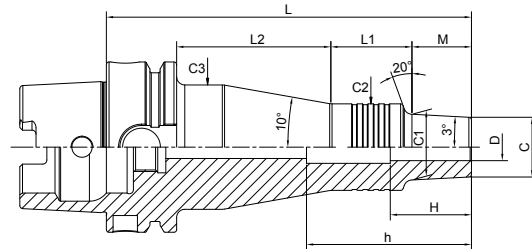
SHRINK

**Shrink Chuck, 3°, Regular, Form A**
**热缩刀柄 3度, 标准 A 型**

 A ↗  
 ≤0.003

 G Value  
 G2.5

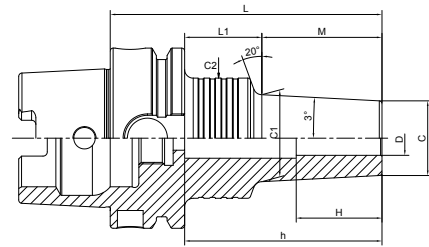
AD AD/B



Size	D	C	L	M	L1	L2	C1	C2	C3	H	h
HSK100A-SFRA3-150-M22	3	7.5	150	22	33	66	9.8	26	40	9	120
HSK100A-SFRA3-170-M42	3	7.5	170	42	33	66	11.9	26	40	9	140
HSK100A-SFRA3-195-M67	3	7.5	195	67	33	66	14.5	26	40	9	165
HSK100A-SFRA3-225-M97	3	7.5	225	97	33	66	17.7	26	40	9	195
HSK100A-SFRA3-255-M127	3	7.5	255	127	28	71	20.8	36	50	9	225
HSK100A-SFRA4-150-M22	4	10	150	22	33	66	12.3	26	40	12	120
HSK100A-SFRA4-170-M42	4	10	170	42	33	66	14.4	26	40	12	140
HSK100A-SFRA4-195-M67	4	10	195	67	33	66	17	25	39	12	165
HSK100A-SFRA4-225-M97	4	10	225	97	33	66	20.2	26	40	12	195
HSK100A-SFRA4-255-M127	4	10	255	127	28	71	23.3	36	50	12	225

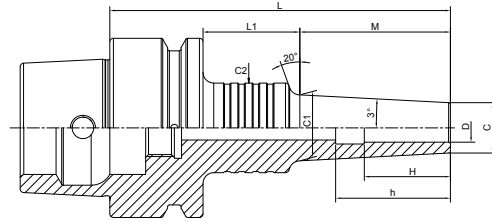
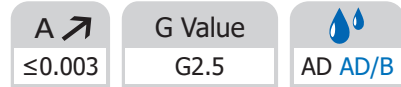
**Shrink Chuck, 3°, Regular, Form A**  
**热缩刀柄 3 度, 标准 A 型**

A ↗ ≤0.003	G Value G2.5	AD AD/B
---------------	-----------------	---------



Size	D	C	L	M	L1	C1	C2	H	h
HSK32E-SFRA3-50-M22	3	7.5	50	22	8	9.8	20	9	42
HSK32E-SFRA3-70-M42	3	7.5	70	42	8	11.9	20	9	62
HSK32E-SFRA3-85-M42	3	7.5	85	42	23	11.9	25	9	69
HSK32E-SFRA4-50-M22	4	10	50	22	8	12.3	20	12	35
HSK32E-SFRA4-70-M42	4	10	70	42	8	14.4	20	12	54
HSK32E-SFRA4-85-M42	4	10	85	42	23	14.4	25	12	69
HSK32E-SFRA6-50-M22	6	12	50	22	8	14.3	26	18	39
HSK32E-SFRA6-70-M42	6	12	70	42	8	16.4	26	18	54
HSK32E-SFRA6-85-M42	6	12	85	42	23	16.4	25	18	69
HSK32E-SFRA8-50-M22	8	14	50	22	8	16.3	26	20	39
HSK32E-SFRA8-85-M42	8	14	85	42	23	18.4	25	24	49
HSK32E-SFRA10-55-M22	10	16	55	22	13	18.3	26	25	44
HSK32E-SFRA12-55-M22	12	20	55	22	13	22.3	26	25	44
HSK32E-SFRA16-55-M35	16	26	55	35	-	-	-	32	44

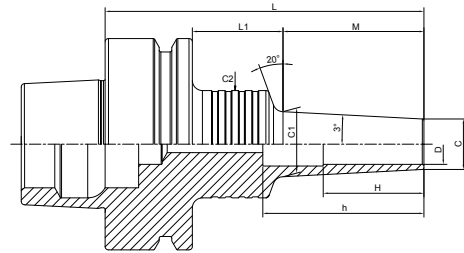


**Shrink Chuck, 3°, Regular, Form A**
**热缩刀柄 3度, 标准 A 型**


Size	D	C	L	M	L1	C1	C2	H	h
HSK40E-SFRA3-50-M22	3	7.5	50	22	8	9.8	20	9	42
HSK40E-SFRA3-70-M42	3	7.5	70	42	8	11.9	20	9	62
HSK40E-SFRA3-85-M42	3	7.5	85	42	23	11.9	25	9	69
HSK40E-SFRA3-110-M67	3	7.5	110	67	23	14.5	25	9	94
HSK40E-SFRA4-50-M22	4	10	50	22	8	12.3	20	12	42
HSK40E-SFRA4-70-M42	4	10	70	42	8	14.4	20	12	62
HSK40E-SFRA4-85-M42	4	10	85	42	23	14.4	25	12	69
HSK40E-SFRA4-110-M67	4	10	110	67	23	17	25	12	94
HSK40E-SFRA6-50-M22	6	12	50	22	8	14.3	26	18	39
HSK40E-SFRA6-70-M42	6	12	70	42	8	16.4	26	18	54
HSK40E-SFRA6-85-M42	6	12	85	42	23	16.4	25	18	69
HSK40E-SFRA6-110-M67	6	12	110	67	23	19	25	18	94
HSK40E-SFRA8-50-M22	8	14	50	22	8	16.3	26	20	39
HSK40E-SFRA8-85-M42	8	14	85	42	23	18.4	25	24	69
HSK40E-SFRA8-100-M42	8	14	100	42	38	18.4	25	24	84
HSK40E-SFRA10-55-M22	10	16	55	22	13	18.3	26	25	44
HSK40E-SFRA10-85-M42	10	16	85	42	23	20.4	25	30	64
HSK40E-SFRA10-100-M42	10	16	100	42	38	20.4	25	30	64
HSK40E-SFRA12-55-M22	12	20	55	22	13	22.3	30	25	44
HSK40E-SFRA12-85-M42	12	20	85	42	23	24.4	32	30	74
HSK40E-SFRA16-55-M22	16	26	55	22	13	28.3	34	32	44
HSK40E-SFRA20-60-M40	20	32	60	40	-	34	-	38	49

**Shrink Chuck, 3°, Regular, Form A**  
**热缩刀柄 3度, 标准 A 型**

A ↗ ≤0.003	G Value G2.5	AD AD/B
---------------	-----------------	---------



Size	D	C	L	M	L1	C1	C2	H	h
HSK50E-SFRA3-75-M22	3	7.5	75	22	27	9.8	25	9	61
HSK50E-SFRA3-95-M42	3	7.5	95	42	27	11.9	25	9	81
HSK50E-SFRA3-120-M67	3	7.5	120	67	27	14.5	25	9	106
HSK50E-SFRA3-150-M97	3	7.5	150	97	27	17.7	25	9	136
HSK50E-SFRA4-75-M22	4	10	75	22	27	12.3	25	12	61
HSK50E-SFRA4-95-M42	4	10	95	42	27	14.4	25	12	81
HSK50E-SFRA4-120-M67	4	10	120	67	27	17	25	12	106
HSK50E-SFRA4-150-M97	4	10	150	97	27	20.2	25	12	135
HSK50E-SFRA6-60-M22	6	12	60	22	12	14.3	26	18	44
HSK50E-SFRA6-75-M22	6	12	75	22	27	14.3	25	18	61
HSK50E-SFRA6-95-M42	6	12	95	42	27	16.4	25	18	81
HSK50E-SFRA6-120-M67	6	12	120	67	27	19	25	18	106
HSK50E-SFRA8-60-M22	8	14	60	22	12	16.3	26	20	44
HSK50E-SFRA8-75-M22	8	14	75	22	27	16.3	25	24	61
HSK50E-SFRA8-95-M42	8	14	95	42	27	18.4	25	24	81
HSK50E-SFRA10-60-M22	10	16	60	22	12	18.3	26	25	44
HSK50E-SFRA10-75-M22	10	16	75	22	27	18.3	25	30	60
HSK50E-SFRA12-60-M22	12	20	60	22	12	22.3	26	25	44
HSK50E-SFRA12-75-M22	12	20	75	22	27	22.3	25	30	62
HSK50E-SFRA16-60-M22	16	26	60	22	12	28.3	34	32	44
HSK50E-SFRA20-65-M22	20	32	65	22	17	34.3	40	38	49

SHRINK

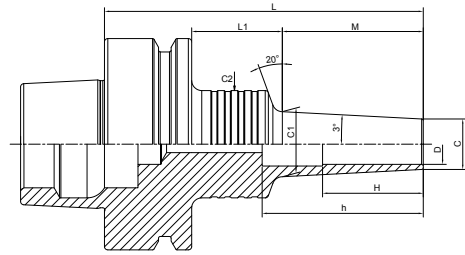
## Shrink Chuck, 3°, Regular, Form A

### 热缩刀柄 3 度, 标准 A 型

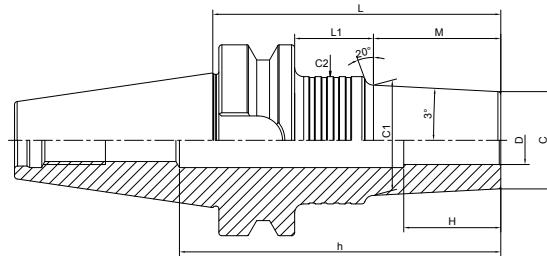
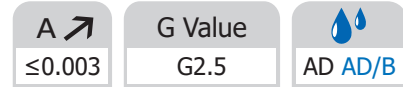
A ↗  
≤0.003

G Value  
G2.5

AD AD/B



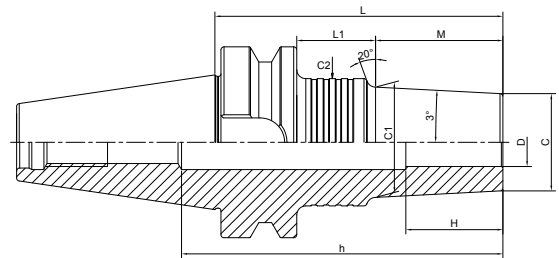
Size	D	C	L	M	L1	C1	C2	H	h
HSK63F-SFRA3-70-M22	3	7.5	70	22	22	9.8	26	9	53
HSK63F-SFRA3-75-M22	3	7.5	75	22	27	9.8	25	9	54
HSK63F-SFRA3-95-M42	3	7.5	95	42	27	11.9	25	9	78
HSK63F-SFRA4-70-M22	4	10	70	22	22	12.3	26	12	53
HSK63F-SFRA4-75-M22	4	10	75	22	27	12.3	25	12	58
HSK63F-SFRA4-95-M42	4	10	95	42	27	14.4	25	12	73
HSK63F-SFRA6-70-M22	6	12	70	22	22	14.3	26	18	53
HSK63F-SFRA6-75-M22	6	12	75	22	27	14.3	25	18	58
HSK63F-SFRA6-95-M42	6	12	95	42	27	16.4	25	18	73
HSK63F-SFRA8-70-M22	8	14	70	22	22	16.3	26	24	53
HSK63F-SFRA8-75-M22	8	14	75	22	27	16.3	25	24	58
HSK63F-SFRA8-95-M42	8	14	95	42	27	18.4	25	24	78
HSK63F-SFRA10-70-M22	10	16	70	22	22	18.3	26	30	53
HSK63F-SFRA10-75-M22	10	16	75	22	27	18.3	25	30	54
HSK63F-SFRA12-70-M22	12	20	70	22	22	22.3	26	30	53
HSK63F-SFRA12-75-M22	12	20	75	22	27	22.3	25	30	54

**Shrink Chuck, 3°, Regular, Form B**
**热缩刀柄 3度, 标准 B 型**


Size	D	C	L	M	L1	C1	C2	H	h
BT40-SFRB6-75-M22	6	14	75	22	26	16.3	32	18	110
BT40-SFRB6-95-M42	6	14	95	42	26	18.4	32	18	130
BT40-SFRB6-105-M22	6	14	105	22	56	16.3	36	18	140
BT40-SFRB6-120-M67	6	14	120	67	26	21	32	18	155
BT40-SFRB6-125-M42	6	14	125	42	56	18.4	32	18	160
BT40-SFRB6-150-M67	6	14	150	67	56	21	32	18	185
BT40-SFRB8-75-M22	8	18	75	22	26	20.3	32	24	110
BT40-SFRB8-95-M42	8	18	95	42	26	22.4	36	24	130
BT40-SFRB8-105-M22	8	18	105	22	56	20.3	36	24	140
BT40-SFRB8-120-M67	8	18	120	67	26	25	36	24	155
BT40-SFRB8-125-M42	8	18	125	42	56	22.4	36	24	160
BT40-SFRB8-150-M67	8	18	150	67	56	25	36	24	185
BT40-SFRB10-75-M22	10	22	75	22	26	24.3	32	30	110
BT40-SFRB10-95-M42	10	22	95	42	26	26.4	32	30	130
BT40-SFRB10-105-M22	10	22	105	22	56	24.3	32	30	140
BT40-SFRB10-120-M67	10	22	120	67	26	29	36	30	155
BT40-SFRB10-125-M42	10	22	125	42	56	26.4	36	30	160
BT40-SFRB10-150-M67	10	22	150	67	56	29	36	30	185
BT40-SFRB12-75-M22	12	26	75	22	26	28.3	42	30	85
BT40-SFRB12-95-M42	12	26	95	42	26	30.4	50	30	105
BT40-SFRB12-105-M22	12	26	105	22	56	28.3	50	30	115
BT40-SFRB12-120-M67	12	26	120	67	26	33	50	30	130
BT40-SFRB12-125-M42	12	26	125	42	56	30.4	50	30	135
BT40-SFRB12-135-M22	12	26	135	22	86	28.3	50	30	145
BT40-SFRB12-150-M67	12	26	150	67	56	33	50	30	160
BT40-SFRB12-155-M42	12	26	155	42	86	30.4	50	30	165
BT40-SFRB12-180-M67	12	26	180	67	86	33	50	30	190

**Shrink Chuck, 3°, Regular, Form B**  
**热缩刀柄 3 度, 标准 B 型**

<b>A</b> ↗ ≤0.003	<b>G Value</b> G2.5	AD AD/B
----------------------	------------------------	---------



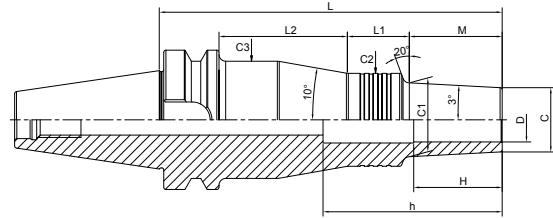
Size	D	C	L	M	L1	C1	C2	H	h
BT40-SFRB16-75-M22	16	32	75	22	26	34.3	50	32	85
BT40-SFRB16-95-M42	16	32	95	42	26	36.4	42	32	105
BT40-SFRB16-105-M22	16	32	105	22	56	34.3	50	32	115
BT40-SFRB16-120-M67	16	32	120	67	26	39	50	32	130
BT40-SFRB16-125-M42	16	32	125	42	56	36.4	50	32	135
BT40-SFRB16-135-M22	16	32	135	22	86	34.3	50	32	145
BT40-SFRB16-150-M67	16	32	150	67	56	39	50	32	160
BT40-SFRB16-155-M42	16	32	155	42	86	36.4	50	32	165
BT40-SFRB16-180-M67	16	32	180	67	86	39	50	32	190
BT40-SFRB20-95-M42	20	38	95	42	26	42.4	50	40	105
BT40-SFRB20-120-M67	20	38	120	67	26	45	50	40	130
BT40-SFRB20-125-M42	20	38	125	42	56	42.4	50	40	135
BT40-SFRB20-150-M67	20	38	150	67	56	45	50	40	160
BT40-SFRB20-155-M42	20	38	155	42	86	42.4	50	40	165
BT40-SFRB20-180-M67	20	38	180	67	86	45	50	40	190

**Shrink Chuck, 3°, Regular, Form B**  
**热缩刀柄 3度, 标准 B 型**

A ↗  
 ≤0.003

G Value  
 G2.5

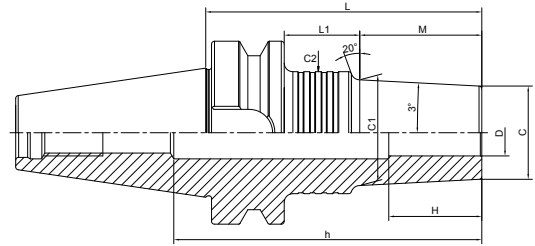
AD AD/B



Size	D	C	L	M	L1	L2	C1	C2	C3	H	h
BT40-SFRB6-135-M22	6	14	135	22	28	58	16.3	36	50	18	170
BT40-SFRB6-155-M42	6	14	155	42	28	58	18.4	36	50	18	190
BT40-SFRB6-180-M67	6	14	180	67	28	58	21	36	50	18	215
BT40-SFRB8-135-M22	8	18	135	22	30	56	20.3	32	46	24	170
BT40-SFRB8-155-M42	8	18	155	42	30	56	22.4	32	46	24	190
BT40-SFRB8-180-M67	8	18	180	67	28	58	25	36	50	24	215
BT40-SFRB10-135-M22	10	22	135	22	28	58	24.3	36	50	30	170
BT40-SFRB10-155-M42	10	22	155	42	28	58	26.4	36	50	30	190
BT40-SFRB10-180-M67	10	22	180	67	28	58	29	36	50	30	215

**Shrink Chuck, 3°, Regular, Form B**  
**热缩刀柄 3 度, 标准 B 型**


<b>A</b> ↗ ≤0.003	<b>G Value</b> G2.5	<b>AD AD/B</b>
----------------------	------------------------	----------------

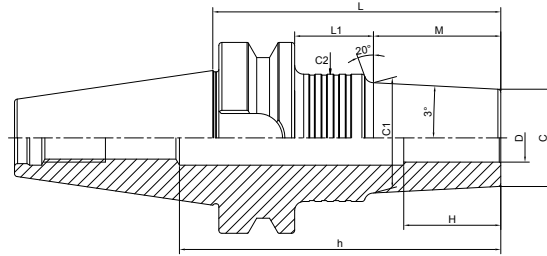


Size	D	C	L	M	L1	C1	C2	H	h
BT50-SFRB6-90-M22	6	14	90	22	30	16.3	32	18	145
BT50-SFRB6-110-M42	6	14	110	42	30	18.4	32	18	165
BT50-SFRB6-120-M22	6	14	120	22	60	16.3	32	18	175
BT50-SFRB6-135-M67	6	14	135	67	30	21	36	18	190
BT50-SFRB6-140-M42	6	14	140	42	60	18.4	36	18	195
BT50-SFRB6-165-M67	6	14	165	67	60	21	32	18	220
BT50-SFRB8-90-M22	8	18	90	22	30	20.3	32	24	145
BT50-SFRB8-110-M42	8	18	110	42	30	22.4	32	24	165
BT50-SFRB8-120-M22	8	18	120	22	60	20.3	36	24	175
BT50-SFRB8-135-M67	8	18	135	67	30	25	36	24	190
BT50-SFRB8-140-M42	8	18	140	42	60	22.4	36	24	195
BT50-SFRB8-165-M67	8	18	165	67	60	25	36	24	220
BT50-SFRB10-90-M22	10	22	90	22	30	24.3	32	30	145
BT50-SFRB10-110-M42	10	22	110	42	30	26.4	32	30	165
BT50-SFRB10-120-M22	10	22	120	22	60	24.3	32	30	175
BT50-SFRB10-135-M67	10	22	135	67	30	29	42	30	190
BT50-SFRB10-140-M42	10	22	140	42	60	26.4	36	30	195
BT50-SFRB10-165-M67	10	22	165	67	60	29	42	30	220
BT50-SFRB12-90-M22	12	26	90	22	30	28.3	50	30	145
BT50-SFRB12-110-M42	12	26	110	42	30	30.4	42	30	165
BT50-SFRB12-120-M22	12	26	120	22	60	28.3	42	30	175
BT50-SFRB12-135-M67	12	26	135	67	30	33	42	30	190
BT50-SFRB12-140-M42	12	26	140	42	60	30.4	50	30	195
BT50-SFRB12-165-M67	12	26	165	67	60	33	42	30	220

**SHRINK**

**Shrink Chuck, 3°, Regular, Form B**  
**热缩刀柄 3度, 标准 B 型**

A ↗ ≤0.003	G Value G2.5	 AD AD/B
---------------	-----------------	--

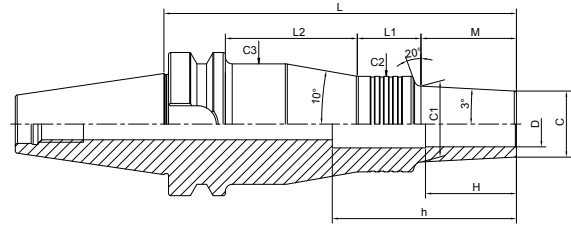


Size	D	C	L	M	L1	C1	C2	H	h
BT50-SFRB16-90-M22	16	32	90	22	30	34.3	50	32	145
BT50-SFRB16-110-M42	16	32	110	42	30	36.4	50	32	165
BT50-SFRB16-120-M22	16	32	120	22	60	34.3	50	32	175
BT50-SFRB16-135-M67	16	32	135	67	30	39	42	32	190
BT50-SFRB16-140-M42	16	32	140	42	60	36.4	50	32	195
BT50-SFRB16-165-M67	16	32	165	67	60	39	50	32	220
BT50-SFRB16-195-M67	16	32	195	67	90	39	50	32	250
BT50-SFRB20-110-M42	20	38	110	42	30	42.4	53	40	165
BT50-SFRB20-135-M67	20	38	135	67	30	45	53	40	190
BT50-SFRB20-140-M42	20	38	140	42	60	42.4	50	40	195
BT50-SFRB20-165-M67	20	38	165	67	60	45	53	40	220
BT50-SFRB25-110-M42	25	45	110	42	30	49.4	53	45	165
BT50-SFRB25-140-M42	25	45	140	42	60	49.4	53	45	195
BT50-SFRB25-170-M42	25	45	170	42	90	49.4	50	45	225



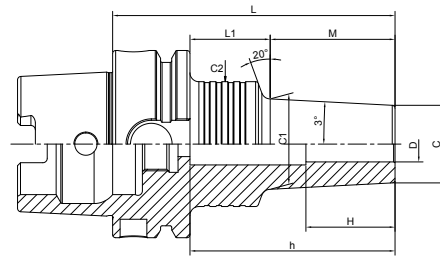
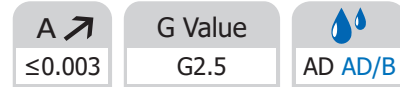
**Shrink Chuck, 3°, Regular, Form B**  
**热缩刀柄 3 度, 标准 B 型**

A ↗ ≤0.003	G Value G2.5	AD AD/B
---------------	-----------------	---------



Size	D	C	L	M	L1	L2	C1	C2	C3	H	h
BT50-SFRB6-150-M22	6	14	150	22	30	60	16.3	32	46	18	205
BT50-SFRB6-170-M42	6	14	170	42	28	62	18.4	36	50	18	225
BT50-SFRB6-195-M67	6	14	195	67	30	60	21	32	46	18	250
BT50-SFRB8-150-M22	8	18	150	22	30	60	20.3	32	46	24	205
BT50-SFRB8-170-M42	8	18	170	42	28	62	22.4	36	50	24	225
BT50-SFRB8-195-M67	8	18	195	67	30	60	25	32	46	24	250
BT50-SFRB10-150-M22	10	22	150	22	30	60	24.3	32	46	30	205
BT50-SFRB10-170-M42	10	22	170	42	28	62	26.4	36	50	30	225
BT50-SFRB10-195-M67	10	22	195	67	28	62	29	42	56	30	250
BT50-SFRB12-150-M22	12	26	150	22	28	62	28.3	42	56	30	205
BT50-SFRB12-170-M42	12	26	170	42	28	62	30.4	42	56	30	225
BT50-SFRB12-195-M67	12	26	195	67	28	62	33	42	56	30	250
BT50-SFRB16-150-M22	16	32	150	22	28	62	34.3	42	56	32	205
BT50-SFRB16-170-M42	16	32	170	42	28	62	36.4	42	56	32	225
BT50-SFRB20-170-M42	20	38	170	42	28	62	42.4	53	67	40	225
BT50-SFRB20-195-M67	20	38	195	67	28	62	45	53	67	40	250

SHRINK

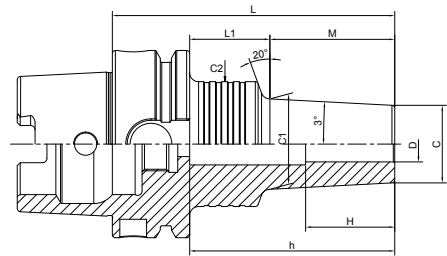
**Shrink Chuck, 3°, Regular, Form B**
**热缩刀柄 3 度, 标准 B 型**


Size	D	C	L	M	L1	C1	C2	H	h
HSK50A-SFRB6-75-M22	6	14	75	22	27	16.3	32	18	50
HSK50A-SFRB6-95-M42	6	14	95	42	27	18.4	32	18	70
HSK50A-SFRB6-125-M42	6	14	125	42	57	18.4	32	18	100
HSK50A-SFRB8-75-M22	8	18	75	22	27	20.3	36	24	49
HSK50A-SFRB8-95-M42	8	18	95	42	27	22.4	36	24	69
HSK50A-SFRB8-125-M42	8	18	125	42	57	22.4	32	24	100
HSK50A-SFRB10-75-M22	10	22	75	22	27	24.3	32	30	50
HSK50A-SFRB10-95-M42	10	22	95	42	27	26.4	32	30	70
HSK50A-SFRB10-125-M42	10	22	125	42	57	26.4	32	30	100
HSK50A-SFRB12-75-M42	12	26	75	22	27	28.3	49	30	51
HSK50A-SFRB12-95-M42	12	26	95	42	27	30.4	42	30	72
HSK50A-SFRB12-125-M42	12	26	125	42	57	30.4	42	30	98
HSK50A-SFRB16-75-M22	16	32	75	22	27	34.3	49	32	51
HSK50A-SFRB16-105-M22	16	32	105	22	57	34.3	42	32	78
HSK50A-SFRB20-75-M22	20	38	75	22	27	40.3	49	40	51
HSK50A-SFRB20-105-M22	20	38	105	22	57	40.3	49	40	76

**Shrink Chuck, 3°, Regular, Form B**  
**热缩刀柄 3度, 标准 B 型**



<b>A</b> ↗ ≤0.003	<b>G Value</b> G2.5	AD AD/B
----------------------	------------------------	---------

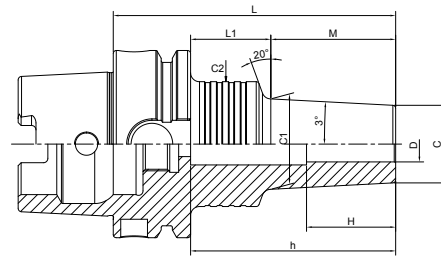


Size	D	C	L	M	L1	C1	C2	H	h
HSK63A-SFRB6-75-M22	6	14	75	22	27	16.3	32	18	50
HSK63A-SFRB6-95-M42	6	14	95	42	27	18.4	32	18	70
HSK63A-SFRB6-105-M22	6	14	105	22	57	16.3	36	18	80
HSK63A-SFRB6-120-M67	6	14	120	67	27	21	36	18	95
HSK63A-SFRB6-125-M42	6	14	125	42	57	18.4	36	18	100
HSK63A-SFRB6-150-M67	6	14	150	67	57	21	32	18	125
HSK63A-SFRB8-75-M22	8	18	75	22	27	20.3	32	24	50
HSK63A-SFRB8-95-M42	8	18	95	42	27	22.4	32	24	70
HSK63A-SFRB8-105-M22	8	18	105	22	57	20.3	36	24	80
HSK63A-SFRB8-120-M67	8	18	120	67	27	25	32	24	95
HSK63A-SFRB8-125-M42	8	18	125	42	57	22.4	36	24	100
HSK63A-SFRB8-150-M67	8	18	150	67	57	25	36	24	125
HSK63A-SFRB10-75-M22	10	22	75	22	27	24.3	36	30	48
HSK63A-SFRB10-95-M42	10	22	95	42	27	26.4	32	30	68
HSK63A-SFRB10-105-M22	10	22	105	22	57	24.3	36	30	78
HSK63A-SFRB10-120-M67	10	22	120	67	27	29	36	30	93
HSK63A-SFRB10-125-M42	10	22	125	42	57	26.4	36	30	98
HSK63A-SFRB10-150-M67	10	22	150	67	57	29	36	30	123
HSK63A-SFRB12-75-M22	12	26	75	22	27	28.3	42	30	48
HSK63A-SFRB12-95-M42	12	26	95	42	27	30.4	42	30	68
HSK63A-SFRB12-105-M22	12	26	105	22	57	28.3	50	30	75
HSK63A-SFRB12-120-M67	12	26	120	67	27	33	50	30	93
HSK63A-SFRB12-125-M42	12	26	125	42	57	30.4	50	30	95
HSK63A-SFRB12-150-M67	12	26	150	67	57	33	50	30	120
HSK63A-SFRB12-155-M42	12	26	155	42	87	30.4	50	30	125
HSK63A-SFRB12-180-M67	12	26	180	67	87	33	50	30	150

SHRINK

**Shrink Chuck, 3°, Regular, Form B**
**热缩刀柄 3 度, 标准 B 型**


A ↗ ≤0.003	G Value G2.5	AD AD/B
---------------	-----------------	---------



Size	D	C	L	M	L1	C1	C2	H	h
HSK63A-SFRB16-75-M22	16	32	75	22	27	34.3	50	32	48
HSK63A-SFRB16-95-M42	16	32	95	42	27	36.4	50	32	68
HSK63A-SFRB16-105-M22	16	32	105	22	57	34.3	50	32	75
HSK63A-SFRB16-120-M67	16	32	120	67	27	39	50	32	93
HSK63A-SFRB16-125-M42	16	32	125	42	57	36.4	42	32	95
HSK63A-SFRB16-135-M22	16	32	135	22	87	34.3	50	32	105
HSK63A-SFRB16-150-M67	16	32	150	67	57	39	42	32	120
HSK63A-SFRB16-155-M42	16	32	155	42	87	36.4	50	32	125
HSK63A-SFRB16-180-M67	16	32	180	67	87	39	50	32	150
HSK63A-SFRB20-95-M42	20	38	95	42	27	42.4	53	40	68
HSK63A-SFRB20-120-M67	20	38	120	67	27	45	50	40	93
HSK63A-SFRB20-125-M42	20	38	125	42	57	42.4	50	40	95
HSK63A-SFRB20-150-M67	20	38	150	67	57	45	50	40	120
HSK63A-SFRB20-155-M42	20	38	155	42	87	42.4	50	40	125
HSK63A-SFRB20-180-M67	20	38	180	67	87	45	50	40	150
HSK63A-SFRB25-95-M42	25	45	95	42	27	49.4	53	45	68
HSK63A-SFRB25-125-M42	25	45	125	42	57	49.4	53	45	95
HSK63A-SFRB25-155-M42	25	45	155	42	87	49.4	50	45	125

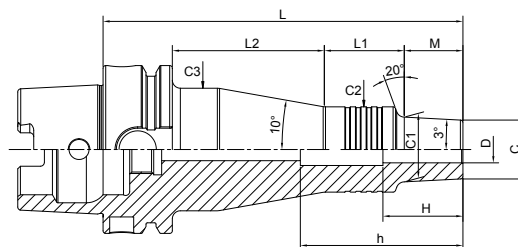
**Shrink Chuck, 3°, Regular, Form B**

**热缩刀柄 3度, 标准 B 型**

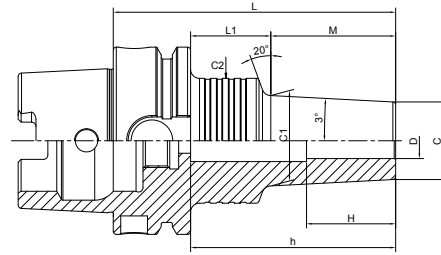
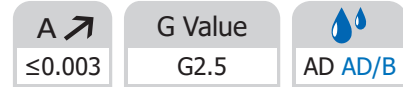
A ↗  
≤0.003

G Value  
G2.5

AD AD/B



Size	D	C	L	M	L1	L2	C1	C2	C3	H	h
HSK63A-SFRB6-135-M22	6	14	135	22	28	59	16.3	36	50	18	110
HSK63A-SFRB6-155-M42	6	14	155	42	30	57	18.4	32	46	18	130
HSK63A-SFRB6-180-M67	6	14	180	67	30	57	21	32	46	18	155
HSK63A-SFRB8-135-M22	8	18	135	22	30	57	20.3	32	46	24	110
HSK63A-SFRB8-155-M42	8	18	155	42	30	57	22.4	32	46	24	130
HSK63A-SFRB8-180-M67	8	18	180	67	30	57	25	32	46	24	155
HSK63A-SFRB10-135-M22	10	22	135	22	30	57	24.3	32	46	30	108
HSK63A-SFRB10-155-M42	10	22	155	42	28	59	26.4	36	50	30	128
HSK63A-SFRB10-180-M67	10	22	180	67	28	59	29	42	53	30	153
HSK63A-SFRB12-135-M22	12	26	135	22	28	59	28.3	42	53	30	105

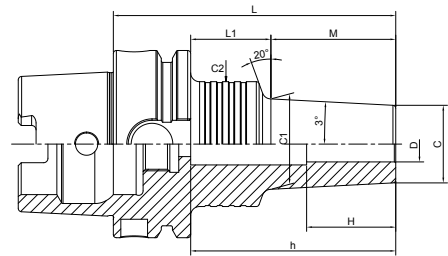
**Shrink Chuck, 3°, Regular, Form B**
**热缩刀柄 3 度, 标准 B 型**


Size	D	C	L	M	L1	C1	C2	H	h
HSK100A-SFRB6-90-M22	6	14	90	22	39	16.3	32	18	60
HSK100A-SFRB6-110-M42	6	14	110	42	39	18.4	32	18	80
HSK100A-SFRB6-120-M22	6	14	120	22	69	16.3	36	18	90
HSK100A-SFRB6-135-M67	6	14	135	67	39	21	32	18	105
HSK100A-SFRB6-140-M42	6	14	140	42	69	18.4	32	18	110
HSK100A-SFRB6-165-M67	6	14	165	67	69	21	36	18	135
HSK100A-SFRB8-90-M22	8	18	90	22	39	20.3	32	24	60
HSK100A-SFRB8-110-M42	8	18	110	42	39	22.4	36	24	80
HSK100A-SFRB8-120-M22	8	18	120	22	69	20.3	32	24	90
HSK100A-SFRB8-135-M67	8	18	135	67	39	25	32	24	105
HSK100A-SFRB8-140-M42	8	18	140	42	69	22.4	32	24	110
HSK100A-SFRB8-165-M67	8	18	165	67	69	25	36	24	135
HSK100A-SFRB10-90-M22	10	22	90	22	39	24.3	36	30	60
HSK100A-SFRB10-110-M42	10	22	110	42	39	26.4	36	30	80
HSK100A-SFRB10-120-M22	10	22	120	22	69	24.3	36	30	90
HSK100A-SFRB10-135-M67	10	22	135	67	39	29	42	30	105
HSK100A-SFRB10-140-M42	10	22	140	42	69	26.4	32	30	110
HSK100A-SFRB10-165-M67	10	22	165	67	69	29	36	30	135
HSK100A-SFRB12-90-M22	12	26	90	22	39	28.3	50	30	55
HSK100A-SFRB12-110-M42	12	26	110	42	39	30.4	42	30	75
HSK100A-SFRB12-120-M22	12	26	120	22	69	28.3	42	30	85
HSK100A-SFRB12-135-M67	12	26	135	67	39	33	50	30	100
HSK100A-SFRB12-140-M42	12	26	140	42	69	30.4	42	30	105
HSK100A-SFRB12-150-M22	12	26	150	22	99	28.3	50	30	115
HSK100A-SFRB12-165-M67	12	26	165	67	69	33	42	30	130
HSK100A-SFRB12-170-M42	12	26	170	42	99	30.4	50	30	135
HSK100A-SFRB12-195-M67	12	26	195	67	99	33	50	30	165

**Shrink Chuck, 3°, Regular, Form B**  
**热缩刀柄 3 度, 标准 B 型**



A ↗ ≤0.003	G Value G2.5	AD AD/B
---------------	-----------------	---------



Size	D	C	L	M	L1	C1	C2	H	h
HSK100A-SFRB16-90-M22	16	32	90	22	39	34.3	42	32	55
HSK100A-SFRB16-110-M42	16	32	110	42	39	36.4	42	32	75
HSK100A-SFRB16-120-M22	16	32	120	22	69	34.3	42	32	85
HSK100A-SFRB16-135-M67	16	32	135	67	39	39	50	32	100
HSK100A-SFRB16-140-M42	16	32	140	42	69	36.4	50	32	105
HSK100A-SFRB16-150-M22	16	32	150	22	99	34.3	50	32	115
HSK100A-SFRB16-165-M67	16	32	165	67	69	39	42	32	130
HSK100A-SFRB16-170-M42	16	32	170	42	99	36.4	50	32	135
HSK100A-SFRB16-195-M67	16	32	195	67	99	39	50	32	160
HSK100A-SFRB20-110-M42	20	38	110	42	39	42.4	53	40	75
HSK100A-SFRB20-135-M67	20	38	135	67	39	45	53	40	100
HSK100A-SFRB20-140-M42	20	38	140	42	69	42.4	53	40	105
HSK100A-SFRB20-165-M67	20	38	165	67	69	45	53	40	130
HSK100A-SFRB20-170-M42	20	38	170	42	99	42.4	50	40	135
HSK100A-SFRB25-110-M42	25	45	110	42	39	49.4	50	45	75
HSK100A-SFRB25-140-M42	25	45	140	42	69	49.4	50	45	105

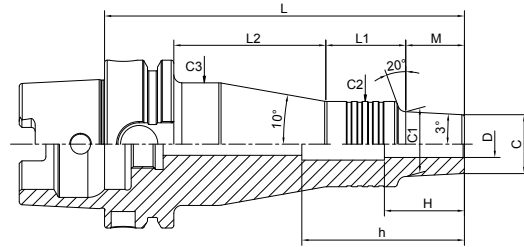
SHRINK

**Shrink Chuck, 3°, Regular, Form B**
**热缩刀柄 3 度, 标准 B 型**

 A ↗  
 ≤0.003

 G Value  
 G2.5

AD AD/B

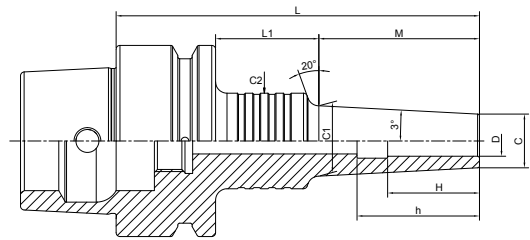


Size	D	C	L	M	L1	L2	C1	C2	C3	H	h
HSK100A-SFRB6-150-M22	6	14	150	22	30	69	16.3	32	46	18	120
HSK100A-SFRB6-170-M42	6	14	170	42	28	71	18.4	36	50	18	140
HSK100A-SFRB6-195-M67	6	14	195	67	28	71	21	36	50	18	165
HSK100A-SFRB8-150-M22	8	18	150	22	30	69	20.3	32	46	24	120
HSK100A-SFRB8-170-M42	8	18	170	42	28	71	22.4	36	50	24	140
HSK100A-SFRB8-195-M67	8	18	195	67	28	71	25	36	50	24	165
HSK100A-SFRB10-150-M22	10	22	150	22	28	71	24.3	36	50	30	120
HSK100A-SFRB10-170-M42	10	22	170	42	28	71	26.4	36	50	30	140
HSK100A-SFRB10-195-M67	10	22	195	67	28	71	29	36	50	30	165
HSK100A-SFRB20-195-M67	20	38	195	67	28	71	45	53	67	40	160
HSK100A-SFRB25-170-M42	25	45	170	42	28	71	49.4	53	67	45	135



**Shrink Chuck, 3°, Regular, Form B**  
**热缩刀柄 3 度, 标准 B 型**

A ↗ ≤0.003	G Value G2.5	AD AD/B
---------------	-----------------	---------

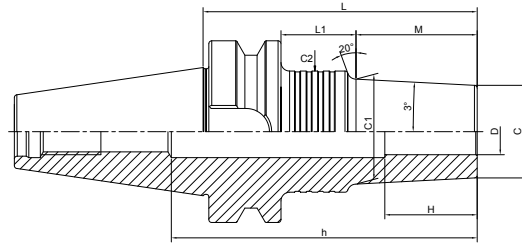


Size	D	C	L	M	L1	C1	C2	H	h
HSK50E-SFRB6-95-M42	6	14	95	42	27	18.4	32	18	80
HSK50E-SFRB8-95-M42	8	18	95	42	27	22.4	32	24	77
HSK50E-SFRB8-120-M67	8	18	120	67	27	25	32	24	105
HSK50E-SFRB10-95-M42	10	22	95	42	27	26.4	32	30	64
HSK50E-SFRB10-120-M67	10	22	120	67	27	29	42	30	107
HSK50E-SFRB12-95-M42	12	26	95	42	27	30.4	42	30	82
HSK50E-SFRB12-120-M67	12	26	120	67	27	33	42	30	64
HSK50E-SFRB16-75-M22	16	32	75	22	27	34.3	42	32	62

### Shrink Chuck, 3°, Regular, Coolant

热缩刀柄 3度, 端面出水型

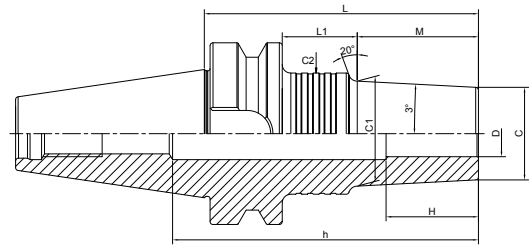
A ↗ ≤0.003	G Value G2.5	AD AD/B
---------------	-----------------	---------



Size	D	C	L	M	L1	C1	C2	H	h
BT40-SFFB3-75-M22	3	9.5	75	22	26	11.8	25	9	110
BT40-SFFB3-95-M42	3	9.5	95	42	26	13.9	26	9	130
BT40-SFFB3-105-M22	3	9.5	105	22	56	11.8	26	9	140
BT40-SFFB3-120-M67	3	9.5	120	67	26	16.5	26	9	155
BT40-SFFB3-125-M42	3	9.5	125	42	56	13.9	25	9	160
BT40-SFFB3-150-M67	3	9.5	150	67	56	16.5	26	9	185
BT40-SFFB4-75-M22	4	12	75	22	26	14.3	26	12	110
BT40-SFFB4-95-M42	4	12	95	42	26	16.4	25	12	130
BT40-SFFB4-105-M22	4	12	105	22	56	14.3	25	12	140
BT40-SFFB4-120-M67	4	12	120	67	26	19	25	12	155
BT40-SFFB4-125-M42	4	12	125	42	56	16.4	26	12	160
BT40-SFFB4-150-M67	4	12	150	67	56	19	26	12	185
BT40-SFFB6-75-M22	6	14	75	22	26	16.3	32	18	110
BT40-SFFB6-95-M42	6	14	95	42	26	18.4	32	18	130
BT40-SFFB6-105-M22	6	14	105	22	56	16.3	32	18	140
BT40-SFFB6-120-M67	6	14	120	67	26	21	36	18	155
BT40-SFFB6-125-M42	6	14	125	42	56	18.4	32	18	160
BT40-SFFB6-150-M67	6	14	150	67	56	21	32	18	185
BT40-SFFB8-75-M22	8	18	75	22	26	20.3	36	24	110
BT40-SFFB8-95-M42	8	18	95	42	26	22.4	32	24	130
BT40-SFFB8-105-M22	8	18	105	22	56	20.3	36	24	140
BT40-SFFB8-120-M67	8	18	120	67	26	25	32	24	155
BT40-SFFB8-125-M42	8	18	125	42	56	22.4	36	24	160
BT40-SFFB8-150-M67	8	18	150	67	56	25	32	24	185
BT40-SFFB10-75-M22	10	22	75	22	26	24.3	32	30	110
BT40-SFFB10-95-M42	10	22	95	42	26	26.4	32	30	130
BT40-SFFB10-105-M22	10	22	105	22	56	24.3	32	30	140
BT40-SFFB10-120-M67	10	22	120	67	26	29	36	30	155
BT40-SFFB10-125-M42	10	22	125	42	56	26.4	36	30	160
BT40-SFFB10-150-M67	10	22	150	67	56	29	42	30	185

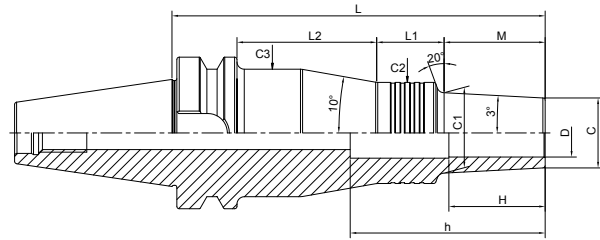
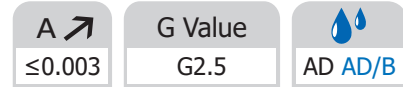
**Shrink Chuck, 3°, Regular, Coolant**  
**热缩刀柄 3 度, 端面出水型**

A ↗ ≤0.003	G Value G2.5	AD AD/B
---------------	-----------------	---------



Size	D	C	L	M	L1	C1	C2	H	h
BT40-SFFB12-75-M22	12	26	75	22	26	28.3	50	30	85
BT40-SFFB12-95-M42	12	26	95	42	26	30.4	42	30	105
BT40-SFFB12-105-M22	12	26	105	22	56	28.3	42	30	115
BT40-SFFB12-120-M67	12	26	120	67	26	33	50	30	130
BT40-SFFB12-125-M42	12	26	125	42	56	30.4	50	30	135
BT40-SFFB12-150-M67	12	26	150	67	56	33	50	30	160
BT40-SFFB12-155-M42	12	26	155	42	86	30.4	50	30	165
BT40-SFFB12-180-M67	12	26	180	67	86	33	50	30	190
BT40-SFFB16-75-M22	16	32	75	22	26	34.3	50	32	85
BT40-SFFB16-95-M42	16	32	95	42	26	36.4	50	32	105
BT40-SFFB16-105-M22	16	32	105	22	56	34.3	50	32	115
BT40-SFFB16-120-M67	16	32	120	67	26	39	50	32	130
BT40-SFFB16-125-M42	16	32	125	42	56	36.4	50	32	135
BT40-SFFB16-135-M22	16	32	135	22	86	34.3	50	32	145
BT40-SFFB16-150-M67	16	32	150	67	56	39	50	32	160
BT40-SFFB16-155-M42	16	32	155	42	86	36.4	50	32	165
BT40-SFFB16-180-M67	16	32	180	67	86	39	50	32	190
BT40-SFFB20-95-M42	20	38	95	42	26	42.4	50	40	105
BT40-SFFB20-120-M67	20	38	120	67	26	45	50	40	130
BT40-SFFB20-125-M42	20	38	125	42	56	42.4	50	40	135
BT40-SFFB20-150-M67	20	38	150	67	56	45	50	40	160
BT40-SFFB20-155-M42	20	38	155	42	86	42.4	50	40	165
BT40-SFFB20-180-M67	20	38	180	67	86	45	50	40	190
BT40-SFFB25-95-M42	25	45	95	42	26	49.4	50	45	105
BT40-SFFB25-125-M42	25	45	125	42	56	49.4	53	45	135
BT40-SFFB25-155-M42	25	45	155	42	86	49.4	53	45	165

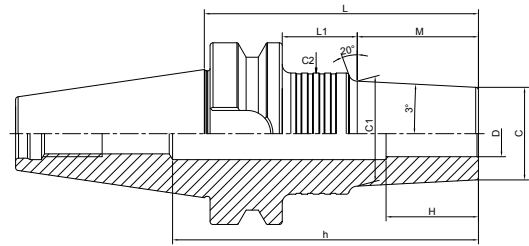
SHRINK

**Shrink Chuck, 3°, Regular, Coolant**
**热缩刀柄 3 度, 端面出水型**


Size	D	C	L	M	L1	L2	C1	C2	C3	H	h
BT40-SFFB3-135-M22	3	9.5	135	22	33	53	11.8	25	39	9	170
BT40-SFFB3-155-M42	3	9.5	155	42	33	53	13.9	25	39	9	190
BT40-SFFB3-180-M67	3	9.5	180	67	33	53	16.5	26	40	9	215
BT40-SFFB4-135-M22	4	12	135	22	33	53	14.3	26	40	12	170
BT40-SFFB4-155-M42	4	12	155	42	33	53	16.4	26	40	12	190
BT40-SFFB4-180-M67	4	12	180	67	33	53	19	26	40	12	215
BT40-SFFB6-135-M22	6	14	135	22	30	56	16.3	32	46	18	170
BT40-SFFB6-155-M42	6	14	155	42	30	56	18.4	32	46	18	190
BT40-SFFB6-180-M67	6	14	180	67	28	58	21	36	50	18	215
BT40-SFFB8-135-M22	8	18	135	22	30	56	20.3	32	46	24	170
BT40-SFFB8-155-M42	8	18	155	42	30	56	22.4	32	46	24	190
BT40-SFFB8-180-M67	8	18	180	67	28	58	25	36	50	24	215
BT40-SFFB10-135-M22	10	22	135	22	30	56	24.3	32	46	30	170
BT40-SFFB10-155-M42	10	22	155	42	28	58	26.4	36	50	30	190
BT40-SFFB10-180-M67	10	22	180	67	28	58	29	36	50	30	215
BT40-SFFB12-135-M22	12	26	135	22	28	58	28.3	42	53	30	145

**Shrink Chuck, 3°, Regular, Coolant**  
**热缩刀柄 3 度, 端面出水型**

<b>A</b> ↗ ≤0.003	<b>G Value</b> G2.5	<b>AD AD/B</b>
----------------------	------------------------	----------------

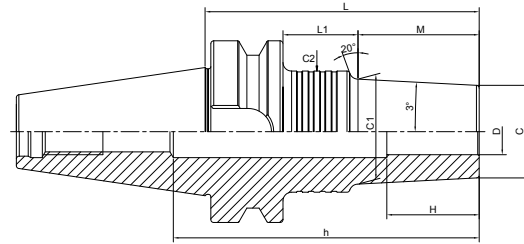


Size	D	C	L	M	L1	C1	C2	H	h
BT50-SFFB3-90-M22	3	9.5	90	22	30	11.8	26	9	145
BT50-SFFB3-110-M42	3	9.5	110	42	30	13.9	26	9	165
BT50-SFFB3-120-M22	3	9.5	120	22	60	11.8	26	9	175
BT50-SFFB3-135-M67	3	9.5	135	67	30	16.5	26	9	190
BT50-SFFB3-140-M42	3	9.5	140	42	60	13.9	25	9	195
BT50-SFFB3-165-M67	3	9.5	165	67	60	16.5	26	9	220
BT50-SFFB4-90-M22	4	12	90	22	30	14.3	26	12	145
BT50-SFFB4-110-M42	4	12	110	42	30	16.4	26	12	165
BT50-SFFB4-120-M22	4	12	120	22	60	14.3	25	12	175
BT50-SFFB4-135-M67	4	12	135	67	30	19	26	12	190
BT50-SFFB4-140-M42	4	12	140	42	60	16.4	26	12	195
BT50-SFFB4-165-M67	4	12	165	67	60	19	26	12	220
BT50-SFFB6-90-M22	6	14	90	22	30	16.3	36	18	145
BT50-SFFB6-110-M42	6	14	110	42	30	18.4	36	18	165
BT50-SFFB6-120-M22	6	14	120	22	60	16.3	32	18	175
BT50-SFFB6-135-M67	6	14	135	67	30	21	32	18	190
BT50-SFFB6-140-M42	6	14	140	42	60	18.4	32	18	195
BT50-SFFB6-165-M67	6	14	165	67	60	21	36	18	220
BT50-SFFB8-90-M22	8	18	90	22	30	20.3	36	24	145
BT50-SFFB8-110-M42	8	18	110	42	30	22.4	36	24	165
BT50-SFFB8-120-M22	8	18	120	22	60	20.3	32	24	175
BT50-SFFB8-135-M67	8	18	135	67	30	25	32	24	190
BT50-SFFB8-140-M42	8	18	140	42	60	22.4	32	24	195
BT50-SFFB8-165-M67	8	18	165	67	60	25	32	24	220
BT50-SFFB10-90-M22	10	22	90	22	30	24.3	36	30	145
BT50-SFFB10-110-M42	10	22	110	42	30	26.4	36	30	165
BT50-SFFB10-120-M22	10	22	120	22	60	24.3	32	30	175
BT50-SFFB10-135-M67	10	22	135	67	30	29	36	30	190
BT50-SFFB10-140-M42	10	22	140	42	60	26.4	36	30	195
BT50-SFFB10-165-M67	10	22	165	67	60	29	36	30	220

**SHRINK**

**Shrink Chuck, 3°, Regular, Coolant**  
**热缩刀柄 3度, 端面出水型**

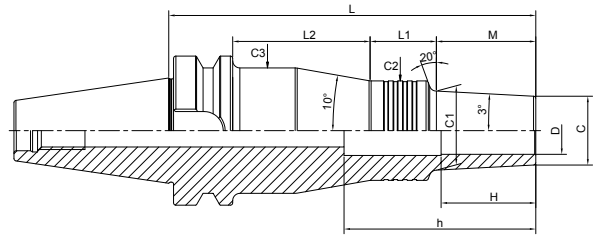
A ↗ ≤0.003	G Value G2.5	AD AD/B
---------------	-----------------	---------



Size	D	C	L	M	L1	C1	C2	H	h
BT50-SFFB12-90-M22	12	26	90	22	30	28.3	50	30	145
BT50-SFFB12-110-M42	12	26	110	42	30	30.4	50	30	165
BT50-SFFB12-120-M22	12	26	120	22	60	28.3	42	30	175
BT50-SFFB12-135-M67	12	26	135	67	30	33	50	30	190
BT50-SFFB12-140-M42	12	26	140	42	60	30.4	50	30	195
BT50-SFFB12-165-M67	12	26	165	67	60	33	42	30	220
BT50-SFFB16-90-M22	16	32	90	22	30	34.3	42	32	145
BT50-SFFB16-110-M42	16	32	110	42	30	36.4	50	32	165
BT50-SFFB16-120-M22	16	32	120	22	60	34.3	42	32	175
BT50-SFFB16-135-M67	16	32	135	67	30	39	42	32	190
BT50-SFFB16-140-M42	16	32	140	42	60	36.4	42	32	195
BT50-SFFB16-165-M67	16	32	165	67	60	39	42	32	220
BT50-SFFB16-170-M42	16	32	170	42	90	36.4	50	32	225
BT50-SFFB20-110-M42	20	38	110	42	30	42.4	50	40	165
BT50-SFFB20-135-M67	20	38	135	67	30	45	53	40	190
BT50-SFFB20-140-M42	20	38	140	42	60	42.4	50	40	195
BT50-SFFB20-165-M67	20	38	165	67	60	45	50	40	220
BT50-SFFB20-195-M67	20	38	195	67	90	45	50	40	250
BT50-SFFB25-110-M42	25	45	110	42	30	49.4	50	45	165
BT50-SFFB25-140-M42	25	45	140	42	60	49.4	53	45	195

**Shrink Chuck, 3°, Regular, Coolant**  
**热缩刀柄 3 度, 端面出水型**

A ↗ ≤0.003	G Value G2.5	AD AD/B
---------------	-----------------	---------



Size	D	C	L	M	L1	L2	C1	C2	C3	H	h
BT50-SFFB3-150-M22	3	9.5	150	22	33	57	11.8	25	39	9	205
BT50-SFFB3-170-M42	3	9.5	170	42	33	57	13.9	25	39	9	225
BT50-SFFB3-195-M67	3	9.5	195	67	33	57	16.5	25	39	9	250
BT50-SFFB4-150-M22	4	12	150	22	33	57	14.3	25	39	12	205
BT50-SFFB4-170-M42	4	12	170	42	33	57	16.4	26	40	12	225
BT50-SFFB4-195-M67	4	12	195	67	33	57	19	26	40	12	250
BT50-SFFB6-150-M22	6	14	150	22	30	60	16.3	32	46	18	205
BT50-SFFB6-170-M42	6	14	170	42	30	60	18.4	32	46	18	225
BT50-SFFB6-195-M67	6	14	195	67	28	62	21	36	50	18	250
BT50-SFFB8-150-M22	8	18	150	22	30	60	20.3	32	46	24	205
BT50-SFFB8-170-M42	8	18	170	42	28	62	22.4	36	50	24	225
BT50-SFFB8-195-M67	8	18	195	67	30	60	25	32	46	24	250
BT50-SFFB10-150-M22	10	22	150	22	30	60	24.3	32	46	30	205
BT50-SFFB10-170-M42	10	22	170	42	28	62	26.4	36	50	30	225
BT50-SFFB10-195-M67	10	22	195	67	28	62	29	36	50	30	250
BT50-SFFB12-150-M22	12	26	150	22	28	62	28.3	42	56	30	205
BT50-SFFB12-170-M42	12	26	170	42	28	62	30.4	42	56	30	225
BT50-SFFB12-195-M67	12	26	195	67	28	62	33	42	56	30	250
BT50-SFFB16-150-M22	16	32	150	22	28	62	34.3	42	56	32	205
BT50-SFFB16-195-M67	16	32	195	67	28	62	39	42	56	32	250
BT50-SFFB20-170-M42	20	38	170	42	28	62	42.4	53	67	40	225
BT50-SFFB25-170-M42	25	45	170	42	28	62	49.4	53	67	45	195

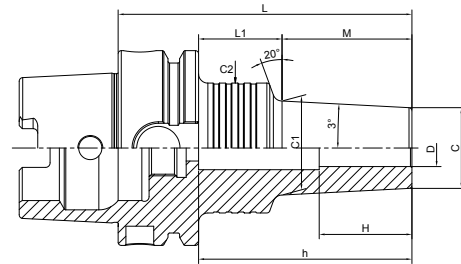
SHRINK

**Shrink Chuck, 3°, Regular, Coolant**  
**热缩刀柄 3度, 端面出水型**

A ↗  
 ≤0.003

G Value  
 G2.5

AD AD/B



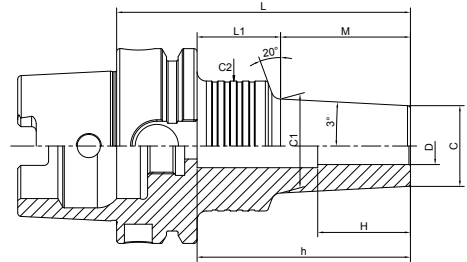
Size	D	C	L	M	L1	C1	C2	H	h
HSK40A-SFFB3-65-M22	3	9.5	65	22	23	11.8	25	9	44
HSK40A-SFFB3-85-M42	3	9.5	85	42	23	13.9	25	9	64
HSK40A-SFFB4-65-M22	4	12	65	22	23	14.3	25	12	44
HSK40A-SFFB4-85-M42	4	12	85	42	23	16.4	25	12	64
HSK40A-SFFB6-70-M22	6	14	70	22	28	16.3	32	18	48
HSK40A-SFFB6-90-M42	6	14	90	42	28	18.4	32	18	68
HSK40A-SFFB8-70-M22	8	18	70	22	28	20.3	32	24	48
HSK40A-SFFB8-90-M42	8	18	90	42	28	22.4	32	24	68
HSK40A-SFFB10-70-M22	10	22	70	22	28	24.3	32	30	48
HSK40A-SFFB10-90-M42	10	22	90	42	28	26.4	32	30	68
HSK40A-SFFB12-70-M22	12	26	70	22	28	28.3	32	30	48



**Shrink Chuck, 3°, Regular, Coolant**  
**热缩刀柄 3 度, 端面出水型**



<b>A</b> ↗ ≤0.003	<b>G Value</b> G2.5	<b>AD AD/B</b>
----------------------	------------------------	----------------

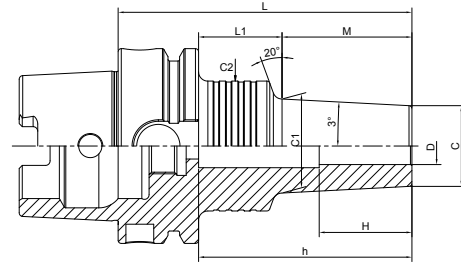


Size	D	C	L	M	L1	C1	C2	H	h
HSK63A-SFFB3-75-M22	3	9.5	75	22	27	11.8	26	9	50
HSK63A-SFFB3-95-M42	3	9.5	95	42	27	13.9	26	9	70
HSK63A-SFFB3-105-M22	3	9.5	105	22	57	11.8	26	9	80
HSK63A-SFFB3-120-M67	3	9.5	120	67	27	16.5	26	9	95
HSK63A-SFFB3-125-M42	3	9.5	125	42	57	13.9	26	9	100
HSK63A-SFFB3-150-M67	3	9.5	150	67	57	16.5	26	9	125
HSK63A-SFFB4-75-M22	4	12	75	22	27	14.3	25	12	50
HSK63A-SFFB4-95-M42	4	12	95	42	27	16.4	25	12	70
HSK63A-SFFB4-105-M22	4	12	105	22	57	14.3	26	12	80
HSK63A-SFFB4-120-M67	4	12	120	67	27	19	26	12	95
HSK63A-SFFB4-125-M42	4	12	125	42	57	16.4	26	12	100
HSK63A-SFFB4-150-M67	4	12	150	67	57	19	26	12	125
HSK63A-SFFB6-75-M22	6	14	75	22	27	16.3	32	18	50
HSK63A-SFFB6-95-M42	6	14	95	42	27	18.4	32	18	70
HSK63A-SFFB6-105-M22	6	14	105	22	57	16.3	36	18	80
HSK63A-SFFB6-120-M67	6	14	120	67	27	21	36	18	95
HSK63A-SFFB6-125-M42	6	14	125	42	57	18.4	36	18	100
HSK63A-SFFB6-150-M67	6	14	150	67	57	21	32	18	125
HSK63A-SFFB8-75-M22	8	18	75	22	27	20.3	36	24	50
HSK63A-SFFB8-95-M42	8	18	95	42	27	22.4	32	24	70
HSK63A-SFFB8-105-M22	8	18	105	22	57	20.3	36	24	80
HSK63A-SFFB8-120-M67	8	18	120	67	27	25	36	24	95
HSK63A-SFFB8-125-M42	8	18	125	42	57	22.4	36	24	100
HSK63A-SFFB8-150-M67	8	18	150	67	57	25	32	24	125
HSK63A-SFFB10-75-M22	10	22	75	22	27	24.3	36	30	48
HSK63A-SFFB10-95-M42	10	22	95	42	27	26.4	36	30	68
HSK63A-SFFB10-105-M22	10	22	105	22	57	24.3	36	30	78
HSK63A-SFFB10-120-M67	10	22	120	67	27	29	36	30	93
HSK63A-SFFB10-125-M42	10	22	125	42	57	26.4	36	30	98
HSK63A-SFFB10-150-M67	10	22	150	67	57	29	36	30	123

**SHRINK**

**Shrink Chuck, 3°, Regular, Coolant**  
**热缩刀柄 3度, 端面出水型**

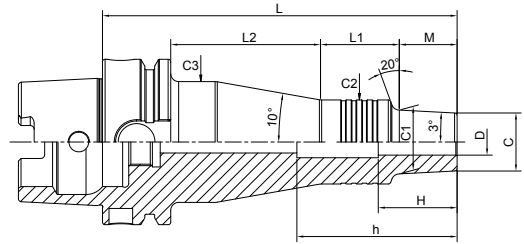
A ↗ ≤0.003	G Value G2.5	AD AD/B
---------------	-----------------	---------



Size	D	C	L	M	L1	C1	C2	H	h
HSK63A-SFFB12-75-M22	12	26	75	22	27	28.3	50	30	48
HSK63A-SFFB12-95-M42	12	26	95	42	27	30.4	50	30	68
HSK63A-SFFB12-105-M22	12	26	105	22	57	28.3	42	30	75
HSK63A-SFFB12-120-M67	12	26	120	67	27	33	50	30	93
HSK63A-SFFB12-125-M42	12	26	125	42	57	30.4	50	30	95
HSK63A-SFFB12-150-M67	12	26	150	67	57	33	50	30	120
HSK63A-SFFB12-155-M42	12	26	155	42	87	30.4	50	30	125
HSK63A-SFFB16-75-M22	16	32	75	22	27	34.3	42	32	48
HSK63A-SFFB16-95-M42	16	32	95	42	27	36.4	50	32	68
HSK63A-SFFB16-105-M22	16	32	105	22	57	34.3	50	32	75
HSK63A-SFFB16-120-M67	16	32	120	67	27	39	50	32	93
HSK63A-SFFB16-125-M42	16	32	125	42	57	36.4	50	32	95
HSK63A-SFFB16-135-M22	16	32	135	22	87	34.3	50	32	105
HSK63A-SFFB16-150-M67	16	32	150	67	57	39	50	32	120
HSK63A-SFFB16-155-M42	16	32	155	42	87	36.4	50	32	125
HSK63A-SFFB20-95-M42	20	38	95	42	27	42.4	50	40	68
HSK63A-SFFB20-120-M67	20	38	120	67	27	45	50	40	93
HSK63A-SFFB20-125-M42	20	38	125	42	57	42.4	50	40	95
HSK63A-SFFB20-150-M67	20	38	150	67	57	45	50	40	120
HSK63A-SFFB20-155-M42	20	38	155	42	87	42.4	50	40	125
HSK63A-SFFB20-180-M67	20	38	180	67	87	45	50	40	150
HSK63A-SFFB25-95-M42	25	45	95	42	27	49.4	50	45	68
HSK63A-SFFB25-125-M42	25	45	125	42	57	49.4	53	45	95
HSK63A-SFFB25-155-M42	25	45	155	42	87	49.4	53	45	125

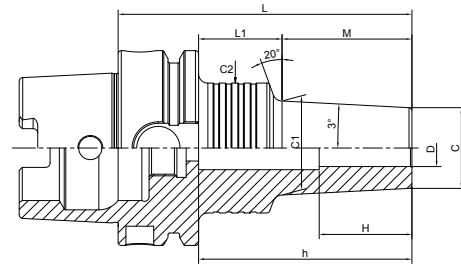
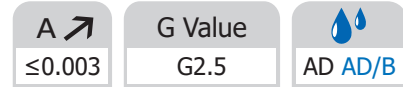
**Shrink Chuck, 3°, Regular, Coolant**  
**热缩刀柄 3 度, 端面出水型**

A ↗ ≤0.003	G Value G2.5	AD AD/B
---------------	-----------------	---------



Size	D	C	L	M	L1	C1	C2	H	h
HSK63A-SFFB3-135-M22	3	9.5	135	22	33	11.8	26	9	110
HSK63A-SFFB3-155-M42	3	9.5	155	42	33	13.9	25	9	130
HSK63A-SFFB3-180-M67	3	9.5	180	67	33	16.5	26	9	155
HSK63A-SFFB4-135-M22	4	12	135	22	33	14.3	26	12	110
HSK63A-SFFB4-155-M42	4	12	155	42	33	16.4	26	12	130
HSK63A-SFFB4-180-M67	4	12	180	67	33	19	26	12	155
HSK63A-SFFB6-135-M22	6	14	135	22	28	16.3	36	18	110
HSK63A-SFFB6-155-M42	6	14	155	42	30	18.4	32	18	130
HSK63A-SFFB6-180-M67	6	14	180	67	30	21	32	18	155
HSK63A-SFFB8-135-M22	8	18	135	22	30	20.3	32	24	110
HSK63A-SFFB8-155-M42	8	18	155	42	30	22.4	32	24	130
HSK63A-SFFB8-180-M67	8	18	180	67	30	25	32	24	155
HSK63A-SFFB10-135-M22	10	22	135	22	30	24.3	32	30	108
HSK63A-SFFB10-155-M42	10	22	155	42	30	26.4	32	30	128
HSK63A-SFFB10-180-M67	10	22	180	67	28	29	36	30	153
HSK63A-SFFB12-135-M22	12	26	135	22	28	28.3	42	30	105
HSK63A-SFFB12-180-M67	12	26	180	67	28	33	42	30	150
HSK63A-SFFB16-180-M67	16	32	180	67	28	39	42	32	150

SHRINK

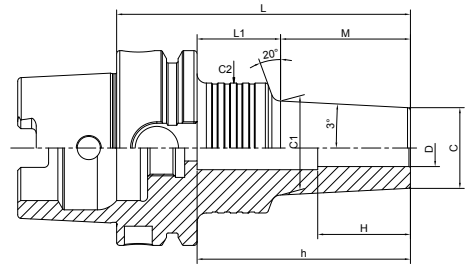
**Shrink Chuck, 3°, Regular, Coolant**
**热缩刀柄 3度, 端面出水型**


Size	D	C	L	M	L1	C1	C2	H	h
HSK100A-SFFB3-90-M22	3	9.5	90	22	39	11.8	26	9	60
HSK100A-SFFB3-110-M42	3	9.5	110	42	39	13.9	26	9	80
HSK100A-SFFB3-120-M22	3	9.5	120	22	69	11.8	26	9	90
HSK100A-SFFB3-135-M67	3	9.5	135	67	39	16.5	26	9	105
HSK100A-SFFB3-140-M42	3	9.5	140	42	69	13.9	25	9	110
HSK100A-SFFB3-165-M67	3	9.5	165	67	69	16.5	26	9	135
HSK100A-SFFB4-90-M22	4	12	90	22	39	14.3	26	12	60
HSK100A-SFFB4-110-M42	4	12	110	42	39	16.4	26	12	80
HSK100A-SFFB4-120-M22	4	12	120	22	69	14.3	25	12	90
HSK100A-SFFB4-135-M67	4	12	135	67	39	19	26	12	105
HSK100A-SFFB4-140-M42	4	12	140	42	69	16.4	26	12	110
HSK100A-SFFB4-165-M67	4	12	165	67	69	19	26	12	135
HSK100A-SFFB6-90-M22	6	14	90	22	39	16.3	36	18	60
HSK100A-SFFB6-110-M42	6	14	110	42	39	18.4	32	18	80
HSK100A-SFFB6-120-M22	6	14	120	22	69	16.3	32	18	90
HSK100A-SFFB6-135-M67	6	14	135	67	39	21	36	18	105
HSK100A-SFFB6-140-M42	6	14	140	42	69	18.4	32	18	110
HSK100A-SFFB6-165-M67	6	14	165	67	69	21	36	18	135
HSK100A-SFFB8-90-M22	8	18	90	22	39	20.3	36	24	60
HSK100A-SFFB8-110-M42	8	18	110	42	39	22.4	36	24	80
HSK100A-SFFB8-120-M22	8	18	120	22	69	20.3	32	24	90
HSK100A-SFFB8-135-M67	8	18	135	67	39	25	36	24	105
HSK100A-SFFB8-140-M42	8	18	140	42	69	22.4	36	24	110
HSK100A-SFFB8-165-M67	8	18	165	67	69	25	36	24	135
HSK100A-SFFB10-90-M22	10	22	90	22	39	24.3	32	30	60
HSK100A-SFFB10-110-M42	10	22	110	42	39	26.4	36	30	80
HSK100A-SFFB10-120-M22	10	22	120	22	69	24.3	32	30	90
HSK100A-SFFB10-135-M67	10	22	135	67	39	29	36	30	105
HSK100A-SFFB10-140-M42	10	22	140	42	69	26.4	36	30	110
HSK100A-SFFB10-165-M67	10	22	165	67	69	29	36	30	135

**Shrink Chuck, 3°, Regular, Coolant**  
**热缩刀柄 3 度, 端面出水型**



<b>A</b> ↗ ≤0.003	<b>G Value</b> G2.5	<b>AD AD/B</b>
----------------------	------------------------	----------------



Size	D	C	L	M	L1	C1	C2	H	h
HSK100A-SFFB12-90-M22	12	26	90	22	39	28.3	42	30	55
HSK100A-SFFB12-110-M42	12	26	110	42	39	30.4	50	30	75
HSK100A-SFFB12-120-M22	12	26	120	22	69	28.3	42	30	85
HSK100A-SFFB12-135-M67	12	26	135	67	39	33	50	30	100
HSK100A-SFFB12-140-M42	12	26	140	42	69	30.4	50	30	105
HSK100A-SFFB12-165-M67	12	26	165	67	69	33	42	30	130
HSK100A-SFFB12-170-M42	12	26	170	42	99	30.4	50	30	135
HSK100A-SFFB12-195-M67	12	26	195	67	99	33	50	30	160
HSK100A-SFFB16-90-M22	16	32	90	22	39	34.3	42	32	55
HSK100A-SFFB16-110-M42	16	32	110	42	39	36.4	50	32	75
HSK100A-SFFB16-120-M22	16	32	120	22	69	34.3	42	32	85
HSK100A-SFFB16-135-M67	16	32	135	67	39	39	50	32	100
HSK100A-SFFB16-140-M42	16	32	140	42	69	36.4	50	32	105
HSK100A-SFFB16-165-M67	16	32	165	67	69	39	42	32	130
HSK100A-SFFB16-170-M42	16	32	170	42	99	36.4	50	32	135
HSK100A-SFFB16-195-M67	16	32	195	67	99	39	50	32	160
HSK100A-SFFB20-110-M42	20	38	110	42	39	42.4	50	40	75
HSK100A-SFFB20-135-M67	20	38	135	67	39	45	53	40	100
HSK100A-SFFB20-140-M42	20	38	140	42	69	42.4	50	40	105
HSK100A-SFFB20-165-M67	20	38	165	67	69	45	53	40	130
HSK100A-SFFB20-170-M42	20	38	170	42	99	42.4	50	40	135
HSK100A-SFFB20-195-M67	20	38	195	67	99	45	50	40	160
HSK100A-SFFB25-110-M42	25	45	110	42	39	49.4	50	45	75
HSK100A-SFFB25-140-M42	25	45	140	42	69	49.4	50	45	105

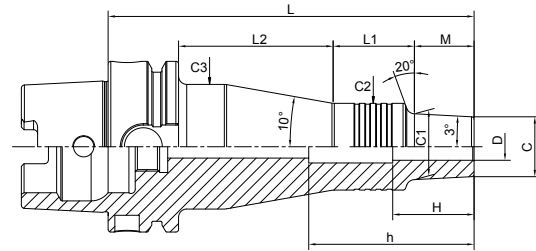
**SHRINK**

**Shrink Chuck, 3°, Regular, Coolant**
**热缩刀柄 3度, 端面出水型**

 A ↗  
 ≤0.003

 G Value  
 G2.5

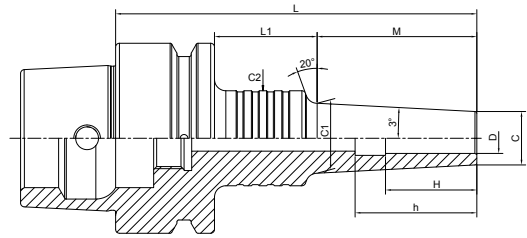
AD AD/B



Size	D	C	L	M	L1	L2	C1	C2	C3	H	h
HSK100A-SFFB3-150-M22	3	9.5	150	22	33	66	11.8	26	40	9	120
HSK100A-SFFB3-170-M42	3	9.5	170	42	33	66	13.9	26	40	9	140
HSK100A-SFFB3-195-M67	3	9.5	195	67	33	66	16.5	26	40	9	165
HSK100A-SFFB4-150-M22	4	12	150	22	33	66	14.3	25	39	12	120
HSK100A-SFFB4-170-M42	4	12	170	42	33	66	16.4	26	40	12	140
HSK100A-SFFB4-195-M67	4	12	195	67	33	66	19	26	40	12	165
HSK100A-SFFB6-150-M22	6	14	150	22	30	69	16.3	32	46	18	120
HSK100A-SFFB6-170-M42	6	14	170	42	28	71	18.4	36	50	18	140
HSK100A-SFFB6-195-M67	6	14	195	67	30	69	21	32	46	18	165
HSK100A-SFFB8-150-M22	8	18	150	22	30	69	20.3	32	46	24	120
HSK100A-SFFB8-170-M42	8	18	170	42	28	71	22.4	36	50	24	140
HSK100A-SFFB8-195-M67	8	18	195	67	28	71	25	36	50	24	165
HSK100A-SFFB10-150-M22	10	22	150	22	30	69	24.3	32	46	30	120
HSK100A-SFFB10-170-M42	10	22	170	42	28	71	26.4	36	50	30	140
HSK100A-SFFB10-195-M67	10	22	195	67	28	71	29	36	50	30	115
HSK100A-SFFB12-150-M22	12	26	150	22	28	71	28.3	42	56	30	115
HSK100A-SFFB16-150-M22	16	32	150	22	28	71	34.3	42	56	32	115
HSK100A-SFFB25-170-M42	25	45	170	42	28	71	49.4	53	67	45	135

**Shrink Chuck, 3°, Regular, Coolant**  
**热缩刀柄 3 度, 端面出水型**

A ↗ ≤0.003	G Value G2.5	AD AD/B
---------------	-----------------	---------



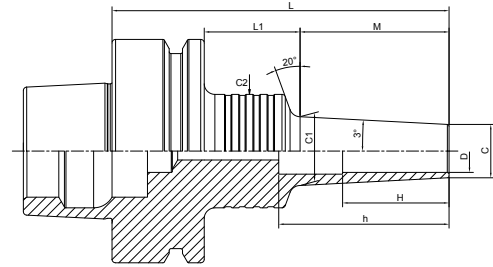
Size	D	C	L	M	L1	C1	C2	H	h
HSK50E-SFFB3-75-M22	3	9.5	75	22	27	11.8	25	9	61
HSK50E-SFFB4-75-M22	4	12	75	22	27	14.3	25	12	61
HSK50E-SFFB6-75-M22	6	14	75	22	27	16.3	32	18	60
HSK50E-SFFB8-75-M22	8	18	75	22	27	20.3	32	24	60
HSK50E-SFFB10-75-M22	10	22	75	22	27	24.3	32	30	60
HSK50E-SFFB12-75-M22	12	26	75	22	27	28.3	42	30	62
HSK50E-SFFB16-75-M22	16	32	75	22	27	34.3	42	32	62

**Shrink Chuck, 3°, Regular, Coolant**  
**热缩刀柄 3 度, 端面出水型**

A ↗  
 ≤0.003

G Value  
 G2.5

AD AD/B

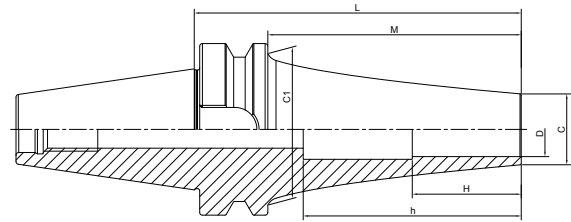


Size	D	C	L	M	L1	C1	C2	H	h
HSK63F-SFFB3-75-M22	3	9.5	75	22	27	11.8	25	9	58
HSK63F-SFFB3-95-M42	3	9.5	95	42	27	13.9	25	9	73
HSK63F-SFFB3-120-M67	3	9.5	120	67	27	16.5	25	9	98
HSK63F-SFFB4-75-M22	4	12	75	22	27	14.3	25	12	53
HSK63F-SFFB4-95-M42	4	12	95	42	27	16.4	25	12	78
HSK63F-SFFB4-120-M67	4	12	120	67	27	19	25	12	98
HSK63F-SFFB6-75-M22	6	14	75	22	27	16.3	32	18	58
HSK63F-SFFB8-75-M22	8	18	75	22	27	20.3	32	24	58
HSK63F-SFFB10-75-M22	10	22	75	22	27	24.3	32	30	54
HSK63F-SFFB12-75-M22	12	26	75	22	27	28.3	42	30	53
HSK63F-SFFB16-75-M22	16	32	75	22	27	34.3	42	32	53
HSK63F-SFFB20-75-M22	20	38	75	22	27	40.3	50	40	53
HSK63F-SFFB25-75-M22	25	45	75	22	27	47.3	50	45	53



**Shrink Chuck, Curved**  
**热缩刀柄，曲线型**

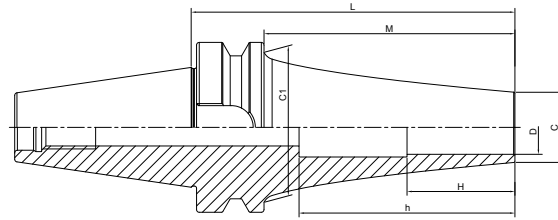
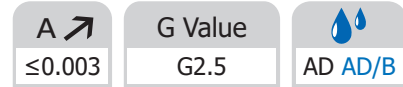
A ↗ ≤0.003	G Value G2.5	AD AD/B
---------------	-----------------	---------



Size	D	C	L	M	C1	H	h	
BT30-SFSA4-75 CV	4	7	75	53	34	12	99	
BT30-SFSA4-90 CV	4	7	90	68	34	12	114	
BT30-SFSA4-120 CV	4	7	120	98	34	12	144	
BT30-SFRA4-90 CV	4	10	90	68	34	12	114	
BT30-SFRA4-120 CV	4	10	120	98	34	12	144	
							24	
BT30-SFSA6-75 CV	6	9	75	53	34	18	99	
BT30-SFSA6-90 CV	6	9	90	68	34	18	114	
BT30-SFSA6-120 CV	6	9	120	98	34	18	144	
BT30-SFRA6-90 CV	6	13	90	68	34	18	114	
BT30-SFRA6-120 CV	6	13	120	98	34	18	144	
							24	
BT30-SFSA8-75 CV	8	11	75	53	34		99	
BT30-SFSA8-90 CV	8	11	90	68	34	24	114	
BT30-SFRA8-90 CV	8	16	90	68	34	24	114	
							30	
BT30-SFSA10-75 CV	10	13	75	53	34	30	99	
BT30-SFSA10-90 CV	10	13	90	68	34	30	114	
BT30-SFRA10-90 CV	10	19	90	68	34	30	114	

## Shrink Chuck, Curved

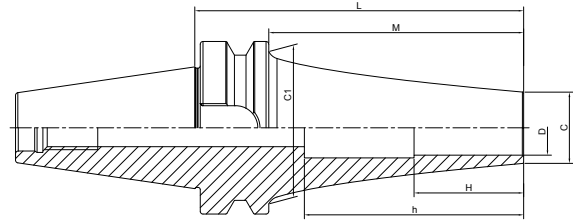
热缩刀柄, 曲线型



Size	D	C	L	M	C1	H	h
BT40-SFSA4-90 CV	4	7	90	63	53	12	125
BT40-SFSA4-120 CV	4	7	120	93	53	12	155
BT40-SFSA4-150 CV	4	7	150	123	53	12	185
BT40-SFSA4-180 CV	4	7	180	153	53	12	215
BT40-SFSA4-210 CV	4	7	210	183	53	12	245
BT40-SFSA4-240 CV	4	7	240	213	53	12	275
BT40-SFRA4-120 CV	4	10	120	93	53	12	155
BT40-SFRA4-150 CV	4	10	150	123	53	12	185
BT40-SFRA4-180 CV	4	10	180	153	53	12	215
BT40-SFRA4-210 CV	4	10	210	183	53	12	245
BT40-SFSA6-90 CV	6	9	90	63	53	18	125
BT40-SFSA6-120 CV	6	9	120	93	53	18	155
BT40-SFSA6-150 CV	6	9	150	123	53	18	185
BT40-SFSA6-180 CV	6	9	180	153	53	18	215
BT40-SFSA6-210 CV	6	9	210	183	53	18	245
BT40-SFSA6-240 CV	6	9	240	213	53	18	275
BT40-SFRA6-90 CV	6	13	90	63	53	18	125
BT40-SFRA6-120 CV	6	13	120	93	53	18	155
BT40-SFRA6-150 CV	6	13	150	123	53	18	185
BT40-SFRA6-180 CV	6	13	180	153	53	18	215
BT40-SFRA6-210 CV	6	13	210	183	53	18	245
BT40-SFFA6-90 CV	6	13	90	63	53	18	125
BT40-SFFA6-120 CV	6	13	120	93	53	18	155
BT40-SFFA6-150 CV	6	13	150	123	53	18	185
BT40-SFFA6-180 CV	6	13	180	153	53	18	215
BT40-SFFA6-210 CV	6	13	210	183	53	18	245

**Shrink Chuck, Curved**  
**热缩刀柄, 曲线型**

A ↗ ≤0.003	G Value G2.5	AD AD/B
---------------	-----------------	---------




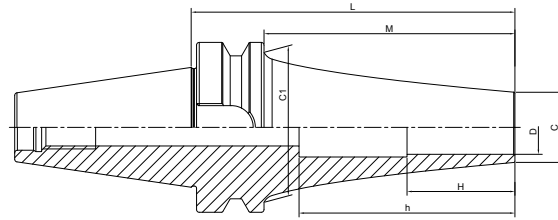
Size	D	C	L	M	C1	H	h
BT40-SFSA8-90 CV	8	11	90	63	53	24	125
BT40-SFSA8-120 CV	8	11	120	93	53	24	155
BT40-SFSA8-150 CV	8	11	150	123	53	24	185
BT40-SFSA8-180 CV	8	11	180	153	53	24	215
BT40-SFSA8-210 CV	8	11	210	183	53	24	245
BT40-SFSA8-240 CV	8	11	240	213	53	24	275
BT40-SFRA8-90 CV	8	16	90	63	53	24	125
BT40-SFRA8-120 CV	8	16	120	93	53	24	155
BT40-SFRA8-150 CV	8	16	150	123	53	24	185
BT40-SFRA8-180 CV	8	16	180	153	53	24	215
BT40-SFRA8-210 CV	8	16	210	183	53	24	245
BT40-SFFA8-90 CV	8	16	90	63	53	24	125
BT40-SFFA8-120 CV	8	16	120	93	53	24	155
BT40-SFFA8-150 CV	8	16	150	123	53	24	185
BT40-SFFA8-180 CV	8	16	180	153	53	24	215
BT40-SFFA8-210 CV	8	16	210	183	53	24	245
BT40-SFSA10-90 CV	10	13	90	63	53	30	125
BT40-SFSA10-120 CV	10	13	120	93	53	30	155
BT40-SFSA10-150 CV	10	13	150	123	53	30	185
BT40-SFSA10-180 CV	10	13	180	153	53	30	215
BT40-SFSA10-210 CV	10	13	210	183	53	30	245
BT40-SFSA10-240 CV	10	13	240	213	53	30	275
BT40-SFRA10-90 CV	10	19	90	63	53	30	125
BT40-SFRA10-120 CV	10	19	120	93	53	30	155
BT40-SFRA10-150 CV	10	19	150	123	53	30	185
BT40-SFRA10-180 CV	10	19	180	153	53	30	215
BT40-SFRA10-210 CV	10	19	210	183	53	30	245
BT40-SFFA10-90 CV	10	19	90	63	53	30	125
BT40-SFFA10-120 CV	10	19	120	93	53	30	155
BT40-SFFA10-150 CV	10	19	150	123	53	30	185
BT40-SFFA10-180 CV	10	19	180	153	53	30	215
BT40-SFFA10-210 CV	10	19	210	183	53	30	245

SHRINK

## Shrink Chuck, Curved

### 热缩刀柄, 曲线型

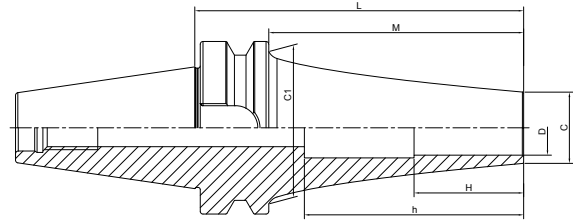
A ↗ ≤0.003	G Value G2.5	 AD AD/B
---------------	-----------------	--



Size	D	C	L	M	C1	H	h
BT40-SFSA12-90 CV	12	15	90	63	53	30	125
BT40-SFSA12-120 CV	12	15	120	93	53	30	155
BT40-SFSA12-150 CV	12	15	150	123	53	30	185
BT40-SFSA12-180 CV	12	15	180	153	53	30	215
BT40-SFSA12-210 CV	12	15	210	183	53	30	245
BT40-SFSA12-240 CV	12	15	240	213	53	30	275
BT40-SFRA12-90 CV	12	22	90	63	53	30	125
BT40-SFRA12-120 CV	12	22	120	93	53	30	155
BT40-SFRA12-150 CV	12	22	150	123	53	30	185
BT40-SFRA12-180 CV	12	22	180	153	53	30	215
BT40-SFRA12-210 CV	12	22	210	183	53	30	245
BT40-SFFA12-90 CV	12	22	90	63	53	30	125
BT40-SFFA12-120 CV	12	22	120	93	53	30	155
BT40-SFFA12-150 CV	12	22	150	123	53	30	185
BT40-SFFA12-180 CV	12	22	180	153	53	30	215
BT40-SFFA12-210 CV	12	22	210	183	53	30	245
BT40-SFSB16-90 CV	16	21	90	63	53	32	100
BT40-SFSB16-120 CV	16	21	120	93	53	32	130
BT40-SFSB16-150 CV	16	21	150	123	53	32	160
BT40-SFSB16-180 CV	16	21	180	153	53	32	190
BT40-SFSB16-210 CV	16	21	210	183	53	32	220
BT40-SFSB16-240 CV	16	21	240	213	53	32	250
BT40-SFSB20-90 CV	20	26	90	63	50.5	40	100
BT40-SFSB20-120 CV	20	26	120	93	53	40	130
BT40-SFSB20-150 CV	20	26	150	123	53	40	160
BT40-SFSB20-180 CV	20	26	180	153	53	40	190
BT40-SFSB20-210 CV	20	26	210	183	53	40	220
BT40-SFSB20-240 CV	20	26	240	213	53	40	250

**Shrink Chuck, Curved**  
**热缩刀柄, 曲线型**

A ↗ ≤0.003	G Value G2.5	AD AD/B
---------------	-----------------	---------

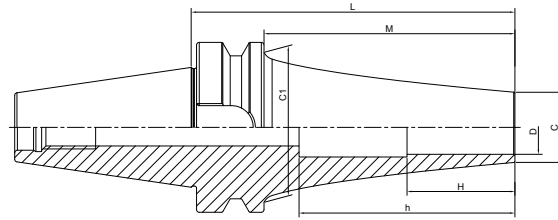
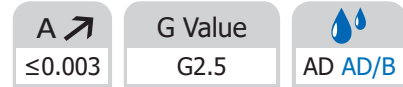


Size	D	C	L	M	C1	H	h
BT50-SFSA4-165CV	4	7	165	127	85	12	220
BT50-SFSA4-195CV	4	7	195	157	85	12	250
BT50-SFSA4-225 CV	4	7	225	187	85	12	280
BT50-SFSA4-255 CV	4	7	255	217	85	12	310
BT50-SFSA4-285 CV	4	7	285	247	85	12	340
BT50-SFSA4-315CV	4	7	315	277	85	12	370
BT50-SFSA6-165CV	6	9	165	127	85	18	220
BT50-SFSA6-195CV	6	9	195	157	85	18	250
BT50-SFSA6-225 CV	6	9	225	187	85	18	280
BT50-SFSA6-255 CV	6	9	255	217	85	18	310
BT50-SFSA6-285 CV	6	9	285	247	85	18	340
BT50-SFSA6-315CV	6	9	315	277	85	18	370
BT50-SFSA8-165CV	8	11	165	127	85	24	220
BT50-SFSA8-195CV	8	11	195	157	85	24	250
BT50-SFSA8-225 CV	8	11	225	187	85	24	280
BT50-SFSA8-255 CV	8	11	255	217	85	24	310
BT50-SFSA8-285 CV	8	11	285	247	85	24	340
BT50-SFSA8-315CV	8	11	315	277	85	24	370
BT50-SFRA8-195CV	8	16	195	157	85	24	250
BT50-SFRA8-225 CV	8	16	225	187	85	24	280
BT50-SFRA8-255 CV	8	16	255	217	85	24	310
BT50-SFRA8-285 CV	8	16	285	247	85	24	340
BT50-SFFA8-195CV	8	16	195	157	85	24	250
BT50-SFFA8-225 CV	8	16	225	187	85	24	280
BT50-SFFA8-255 CV	8	16	255	217	85	24	310
BT50-SFFA8-285 CV	8	16	285	247	85	24	340

SHRINK

## Shrink Chuck, Curved

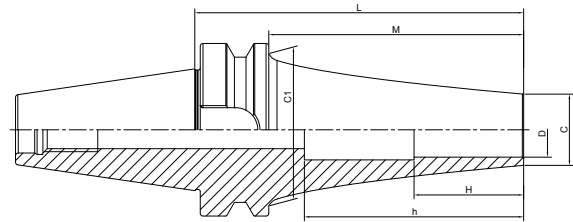
热缩刀柄, 曲线型



Size	D	C	L	M	C1	H	h
BT50-SFSA10-165 CV	10	13	165	127	85	30	220
BT50-SFSA10-195CV	10	13	195	157	85	30	250
BT50-SFSA10-225 CV	10	13	225	187	85	30	280
BT50-SFSA10-255 CV	10	13	255	217	85	30	310
BT50-SFSA10-285 CV	10	13	285	247	85	30	340
BT50-SFSA10-315CV	10	13	315	277	85	30	370
BT50-SFRA10-165CV	10	19	165	127	85	30	220
BT50-SFRA10-195CV	10	19	195	157	85	30	250
BT50-SFRA10-225 CV	10	19	225	187	85	30	280
BT50-SFRA10-255 CV	10	19	255	217	85	30	310
BT50-SFRA10-285 CV	10	19	285	247	85	30	340
BT50-SFFA10-165CV	10	19	165	127	85	30	220
BT50-SFFA10-195 CV	10	19	195	157	85	30	250
BT50-SFFA10-225 CV	10	19	225	187	85	30	280
BT50-SFFA10-255 CV	10	19	255	217	85	30	310
BT50-SFFA10-285 CV	10	19	285	247	85	30	340
BT50-SFSA12-165 CV	12	15	165	127	84	30	220
BT50-SFSA12-195 CV	12	15	195	157	85	30	250
BT50-SFSA12-225 CV	12	15	225	187	85	30	280
BT50-SFSA12-255 CV	12	15	255	217	85	30	310
BT50-SFSA12-285 CV	12	15	285	247	85	30	340
BT50-SFSA12-315 CV	12	15	315	277	85	30	370
BT50-SFRA12-165 CV	12	22	165	127	85	30	220
BT50-SFRA12-195 CV	12	22	195	157	85	30	250
BT50-SFRA12-225 CV	12	22	225	187	85	30	280
BT50-SFRA12-255 CV	12	22	255	217	85	30	310
BT50-SFRA12-285 CV	12	22	285	247	85	30	340
BT50-SFFA12-165 CV	12	22	165	127	85	30	220
BT50-SFFA12-195 CV	12	22	195	157	85	30	250
BT50-SFFA12-225 CV	12	22	225	187	85	30	280
BT50-SFFA12-255 CV	12	22	255	217	85	30	310
BT50-SFFA12-285 CV	12	22	285	247	85	30	340

**Shrink Chuck, Curved**  
**热缩刀柄, 曲线型**

A ↗ ≤0.003	G Value G2.5	AD AD/B
---------------	-----------------	---------

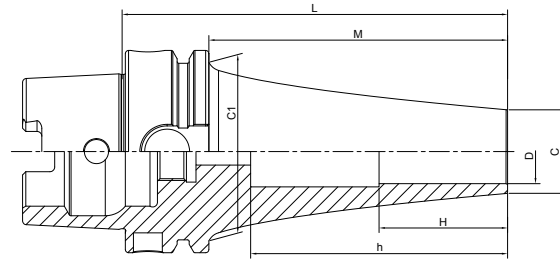


Size	D	C	L	M	C1	H	h
BT50-SFSB16-165 CV	16	21	165	127	85	32	220
BT50-SFSB16-195 CV	16	21	195	157	85	32	250
BT50-SFSB16-225 CV	16	21	225	187	85	32	280
BT50-SFSB16-255 CV	16	21	255	217	85	32	310
BT50-SFSB16-285 CV	16	21	285	247	85	32	340
BT50-SFSB16-315 CV	16	21	315	277	85	32	370
BT50-SFSB20-165 CV	20	26	165	127	85	40	220
BT50-SFSB20-195 CV	20	26	195	157	85	40	250
BT50-SFSB20-225 CV	20	26	225	187	85	40	280
BT50-SFSB20-255 CV	20	26	255	217	85	40	310
BT50-SFSB20-285 CV	20	26	285	247	85	40	340
BT50-SFSB20-315 CV	20	26	315	277	85	40	370

### Shrink Chuck, Curved

热缩刀柄, 曲线型

A ↗ ≤0.003	G Value G2.5	AD AD/B
---------------	-----------------	---------

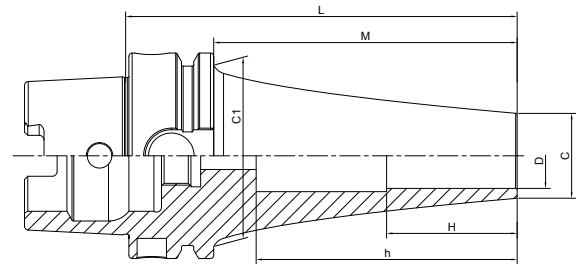


Size	D	C	L	M	C1	H	h
HSK63A-SFSA4-90 CV	4	7	90	64	53	12	65
HSK63A-SFSA4-120 CV	4	7	120	94	53	12	95
HSK63A-SFSA4-150 CV	4	7	150	124	53	12	125
HSK63A-SFSA4-180 CV	4	7	180	154	53	12	154
HSK63A-SFSA4-210 CV	4	7	210	184	53	12	185
HSK63A-SFSA4-240 CV	4	7	240	214	53	12	214
HSK63A-SFSA4-270 CV	4	7	270	244	53	12	245
HSK63A-SFSA4-300 CV	4	7	300	274	53	12	275
HSK63A-SFRA4-120 CV	4	10	120	94	53	12	95
HSK63A-SFRA4-150 CV	4	10	150	124	53	12	125
HSK63A-SFRA4-180 CV	4	10	180	154	53	12	155
HSK63A-SFRA4-210 CV	4	10	210	184	53	12	185
HSK63A-SFLSA6-90 CV	6	9	90	64	53	18	65
HSK63A-SFLSA6-120 CV	6	9	120	94	53	18	95
HSK63A-SFLSA6-150 CV	6	9	150	124	53	18	125
HSK63A-SFLSA6-180 CV	6	9	180	154	53	18	154
HSK63A-SFLSA6-210 CV	6	9	210	184	53	18	184
HSK63A-SFLSA6-240 CV	6	9	240	214	53	18	214
HSK63A-SFLSA6-270 CV	6	9	270	244	53	18	245
HSK63A-SFLSA6-300 CV	6	9	300	274	53	18	275
HSK63A-SFRA6-90 CV	6	13	90	64	53	18	65
HSK63A-SFRA6-120 CV	6	13	120	94	53	18	95
HSK63A-SFRA6-150 CV	6	13	150	124	53	18	125
HSK63A-SFRA6-180 CV	6	13	180	154	53	18	155
HSK63A-SFRA6-210 CV	6	13	210	184	53	18	185
HSK63A-SFFA6-90 CV	6	13	90	64	53	18	65
HSK63A-SFFA6-120 CV	6	13	120	94	53	18	95
HSK63A-SFFA6-150 CV	6	13	150	124	53	18	125
HSK63A-SFFA6-180 CV	6	13	180	154	53	18	155
HSK63A-SFFA6-210 CV	6	13	210	184	53	18	185



**Shrink Chuck, Curved**  
**热缩刀柄, 曲线型**

A ↗ ≤0.003	G Value G2.5	AD AD/B
---------------	-----------------	---------

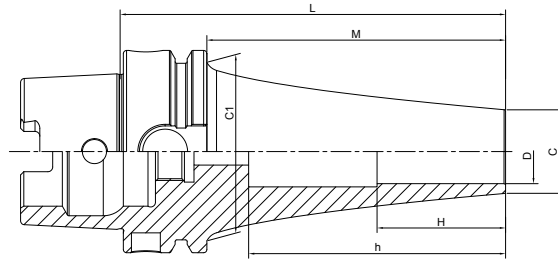


Size	D	C	L	M	C1	H	h
HSK63A-SFSA8-90 CV	8	11	90	64	53	24	65
HSK63A-SFSA8-120 CV	8	11	120	94	53	24	94
HSK63A-SFSA8-150 CV	8	11	150	124	53	24	124
HSK63A-SFSA8-180 CV	8	11	180	154	53	24	155
HSK63A-SFSA8-210 CV	8	11	210	184	53	24	184
HSK63A-SFSA8-240 CV	8	11	240	214	53	24	214
HSK63A-SFSA8-270 CV	8	11	270	244	53	24	244
HSK63A-SFSA8-300 CV	8	11	300	274	53	24	274
HSK63A-SFRA8-90 CV	8	16	90	64	53	24	65
HSK63A-SFRA8-120 CV	8	16	120	94	53	24	95
HSK63A-SFRA8-150 CV	8	16	150	124	53	24	125
HSK63A-SFRA8-180 CV	8	16	180	154	53	24	155
HSK63A-SFRA8-210 CV	8	16	210	184	53	24	185
HSK63A-SFFA8-90 CV	8	16	90	64	53	24	65
HSK63A-SFFA8-120 CV	8	16	120	94	53	24	95
HSK63A-SFFA8-150 CV	8	16	150	124	53	24	125
HSK63A-SFFA8-180 CV	8	16	180	154	53	24	155
HSK63A-SFFA8-210 CV	8	16	210	184	53	24	185

### Shrink Chuck, Curved

热缩刀柄, 曲线型

A ↗ ≤0.003	G Value G2.5	AD AD/B
---------------	-----------------	---------

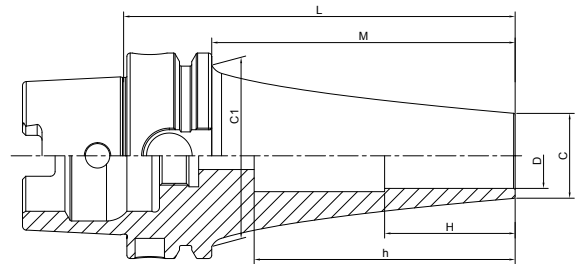


Size	D	C	L	M	C1	H	h
HSK63A-SFSA10-90 CV	10	13	90	64	53	30	65
HSK63A-SFSA10-120 CV	10	13	120	94	53	30	95
HSK63A-SFSA10-150 CV	10	13	150	124	53	30	125
HSK63A-SFSA10-180 CV	10	13	180	154	53	30	154
HSK63A-SFSA10-210 CV	10	13	210	184	53	30	184
HSK63A-SFSA10-240 CV	10	13	240	214	53	30	212
HSK63A-SFSA10-270 CV	10	13	270	244	53	30	244
HSK63A-SFSA10-300 CV	10	13	300	274	53	30	274
HSK63A-SFRA10-90 CV	10	19	90	64	53	30	65
HSK63A-SFRA10-120 CV	10	19	120	94	53	30	95
HSK63A-SFRA10-150 CV	10	19	150	124	53	30	125
HSK63A-SFRA10-180 CV	10	19	180	154	53	30	155
HSK63A-SFRA10-210 CV	10	19	210	184	53	30	185
HSK63A-SFFA10-90 CV	10	19	90	64	53	30	65
HSK63A-SFFA10-120 CV	10	19	120	94	53	30	95
HSK63A-SFFA10-150 CV	10	19	150	124	53	30	125
HSK63A-SFFA10-180 CV	10	19	180	154	53	30	155
HSK63A-SFFA10-210 CV	10	19	210	184	53	30	185

**Shrink Chuck, Curved**  
**热缩刀柄, 曲线型**



<b>A</b> ↗ ≤0.003	<b>G Value</b> G2.5	<b>AD AD/B</b>
----------------------	------------------------	----------------



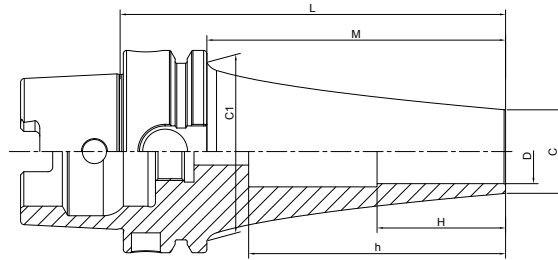
Size	D	C	L	M	C1	H	h
HSK63A-SFSA12-90 CV	12	15	90	64	53	30	64
HSK63A-SFSA12-120 CV	12	15	120	94	53	30	94
HSK63A-SFSA12-150 CV	12	15	150	124	53	30	124
HSK63A-SFSA12-180 CV	12	15	180	154	53	30	154
HSK63A-SFSA12-210 CV	12	15	210	184	53	30	184
HSK63A-SFSA12-240 CV	12	15	240	214	53	30	212
HSK63A-SFSA12-270 CV	12	15	270	244	53	30	244
HSK63A-SFRA12-90 CV	12	22	90	64	53	30	64
HSK63A-SFRA12-120 CV	12	22	120	94	53	30	94
HSK63A-SFRA12-150 CV	12	22	150	124	53	30	124
HSK63A-SFRA12-180 CV	12	22	180	154	53	30	154
HSK63A-SFRA12-210 CV	12	22	210	184	53	30	184
HSK63A-SFFA12-90 CV	12	22	90	64	53	30	64
HSK63A-SFFA12-120 CV	12	22	120	94	53	30	94
HSK63A-SFFA12-150 CV	12	22	150	124	53	30	124
HSK63A-SFFA12-180 CV	12	22	180	154	53	30	154
HSK63A-SFFA12-210 CV	12	22	210	184	53	30	184
HSK63A-SFSB16-90 CV	16	21	90	64	53	32	62
HSK63A-SFSB16-120 CV	16	21	120	94	53	32	92
HSK63A-SFSB16-150 CV	16	21	150	124	53	32	122
HSK63A-SFSB16-180 CV	16	21	180	154	53	32	152
HSK63A-SFSB16-210 CV	16	21	210	184	53	32	182
HSK63A-SFSB16-240 CV	16	21	240	214	53	32	212
HSK63A-SFSB16-270 CV	16	21	270	244	53	32	242
HSK63A-SFSB20-90 CV	20	26	90	64	51	40	62
HSK63A-SFSB20-120 CV	20	26	120	94	53	40	92
HSK63A-SFSB20-150 CV	20	26	150	124	53	40	122
HSK63A-SFSB20-180 CV	20	26	180	154	53	40	152
HSK63A-SFSB20-210 CV	20	26	210	184	53	40	182
HSK63A-SFSB20-240 CV	20	26	240	214	53	40	212
HSK63A-SFSB20-270 CV	20	26	270	244	53	40	242

**SHRINK**

### Shrink Chuck, Curved

热缩刀柄, 曲线型

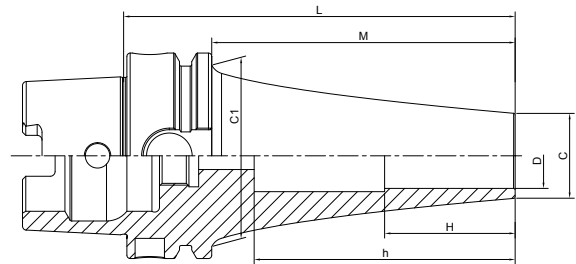
A ↗ ≤0.003	G Value G2.5	AD AD/B
---------------	-----------------	---------



Size	D	C	L	M	C1	H	h
HSK100A-SFSA4-165CV	4	7	165	136	85	12	133
HSK100A-SFSA4-195 CV	4	7	195	166	85	12	163
HSK100A-SFSA4-225 CV	4	7	225	196	85	12	196
HSK100A-SFSA4-255 CV	4	7	255	226	85	12	226
HSK100A-SFSA4-285 CV	4	7	285	256	85	12	256
HSK100A-SFSA4-315CV	4	7	315	286	85	12	286
HSK100A-SFSA4-345 CV	4	7	345	316	85	12	316
HSK100A-SFSA6-165CV	6	9	165	136	85	18	136
HSK100A-SFSA6-195 CV	6	9	195	166	85	18	166
HSK100A-SFSA6-225 CV	6	9	225	196	85	18	196
HSK100A-SFSA6-255 CV	6	9	255	226	85	18	226
HSK100A-SFSA6-285 CV	6	9	285	256	85	18	256
HSK100A-SFSA6-315CV	6	9	315	286	85	18	286
HSK100A-SFSA6-345 CV	6	9	345	316	85	18	316
HSK100A-SFSA8-165CV	8	11	165	136	85	24	136
HSK100A-SFSA8-195 CV	8	11	195	166	85	24	166
HSK100A-SFSA8-225 CV	8	11	225	196	85	24	196
HSK100A-SFSA8-255 CV	8	11	255	226	85	24	226
HSK100A-SFSA8-285 CV	8	11	285	256	85	24	256
HSK100A-SFSA8-315CV	8	11	315	286	85	24	286
HSK100A-SFSA8-345 CV	8	11	345	316	85	24	311
HSK100A-SFRA8-195 CV	8	16	195	166	85	24	166
HSK100A-SFRA8-225 CV	8	16	225	196	85	24	196
HSK100A-SFRA8-255 CV	8	16	255	226	85	24	226
HSK100A-SFRA8-285 CV	8	16	285	256	85	24	256
HSK100A-SFFA8-195 CV	8	16	195	166	85	24	166
HSK100A-SFFA8-225 CV	8	16	225	196	85	24	196
HSK100A-SFFA8-255 CV	8	16	255	226	85	24	226
HSK100A-SFFA8-285 CV	8	16	285	256	85	24	256

**Shrink Chuck, Curved**  
**热缩刀柄, 曲线型**

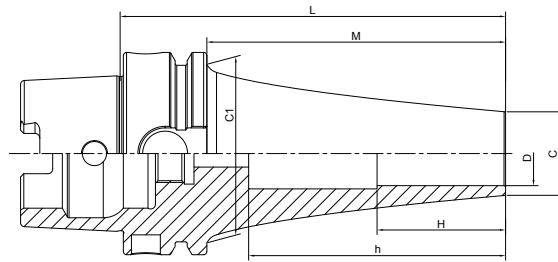
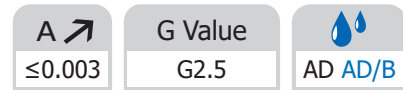
A ↗ ≤0.003	G Value G2.5	AD AD/B
---------------	-----------------	---------



Size	D	C	L	M	C1	H	h
HSK100A-SFSA10-165CV	10	13	165	136	85	30	136
HSK100A-SFSA10-195 CV	10	13	195	166	85	30	166
HSK100A-SFSA10-225 CV	10	13	225	196	85	30	196
HSK100A-SFSA10-255 CV	10	13	255	226	85	30	226
HSK100A-SFSA10-285 CV	10	13	285	256	85	30	251
HSK100A-SFSA10-315CV	10	13	315	286	85	30	286
HSK100A-SFSA10-345 CV	10	13	345	316	85	30	311
HSK100A-SFRA10-165CV	10	19	165	136	85	30	136
HSK100A-SFRA10-195 CV	10	19	195	166	85	30	166
HSK100A-SFRA10-225 CV	10	19	225	196	85	30	196
HSK100A-SFRA10-255 CV	10	19	255	226	85	30	226
HSK100A-SFRA10-285 CV	10	19	285	256	85	30	256
HSK100A-SFFA10-165CV	10	19	165	136	85	30	136
HSK100A-SFFA10-195 CV	10	19	195	166	85	30	166
HSK100A-SFFA10-225 CV	10	19	225	196	85	30	196
HSK100A-SFFA10-255 CV	10	19	255	226	85	30	226
HSK100A-SFFA10-285 CV	10	19	285	256	85	30	256

### Shrink Chuck, Curved

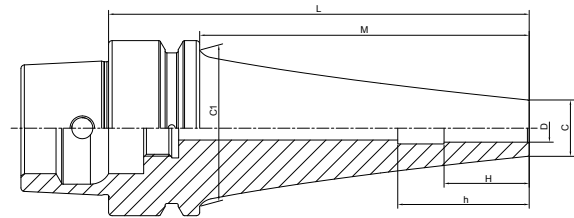
热缩刀柄, 曲线型



Size	D	C	L	M	C1	H	h
HSK100A-SFSA12-165 CV	12	15	165	136	85	30	133
HSK100A-SFSA12-195 CV	12	15	195	166	85	30	163
HSK100A-SFSA12-225 CV	12	15	225	196	85	30	175
HSK100A-SFSA12-255 CV	12	15	255	226	85	30	190
HSK100A-SFSA12-285 CV	12	15	285	256	85	30	251
HSK100A-SFSA12-315 CV	12	15	315	286	85	30	281
HSK100A-SFSA12-345 CV	12	15	345	316	85	30	311
HSK100A-SFRA12-165 CV	12	22	165	136	85	30	133
HSK100A-SFRA12-195 CV	12	22	195	166	85	30	163
HSK100A-SFRA12-225 CV	12	22	225	196	85	30	159
HSK100A-SFRA12-255 CV	12	22	255	226	85	30	221
HSK100A-SFRA12-285 CV	12	22	285	256	85	30	251
HSK100A-SFFA12-165 CV	12	22	165	136	85	30	133
HSK100A-SFFA12-195 CV	12	22	195	166	85	30	163
HSK100A-SFFA12-225 CV	12	22	225	196	85	30	159
HSK100A-SFFA12-255 CV	12	22	255	226	85	30	221
HSK100A-SFFA12-285 CV	12	22	285	256	85	30	251
HSK100A-SFSB16-165 CV	16	21	165	136	85	32	131
HSK100A-SFSB16-195 CV	16	21	195	166	85	32	161
HSK100A-SFSB16-225 CV	16	21	225	196	85	32	191
HSK100A-SFSB16-255 CV	16	21	255	226	85	32	221
HSK100A-SFSB16-285 CV	16	21	285	256	85	32	251
HSK100A-SFSB16-315 CV	16	21	315	286	85	32	281
HSK100A-SFSB16-345 CV	16	21	345	316	85	32	311
HSK100A-SFSB20-165 CV	20	26	165	136	85	40	132
HSK100A-SFSB20-195 CV	20	26	195	166	85	40	161
HSK100A-SFSB20-225 CV	20	26	225	196	85	40	191
HSK100A-SFSB20-255 CV	20	26	255	226	85	40	221
HSK100A-SFSB20-285 CV	20	26	285	256	85	40	251
HSK100A-SFSB20-315 CV	20	26	315	286	85	40	281
HSK100A-SFSB20-345 CV	20	26	345	316	85	40	311

**Shrink Chuck, Curved**  
**热缩刀柄, 曲线型**

A ↗ ≤0.003	G Value G2.5	AD AD/B
---------------	-----------------	---------



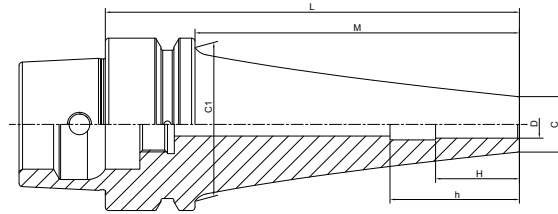
Size	D	C	L	M	C1	H	h
HSK32E-SFSA4-60 CV	4	7	60	40	26	12	43
HSK32E-SFSA4-90 CV	4	7	90	70	26	12	73
HSK32E-SFSA6-60 CV	6	9	60	40	26	18	43
HSK32E-SFSA6-90 CV	6	9	90	70	26	18	73
HSK32E-SFSA8-60 CV	8	11	60	40	26	24	38
HSK32E-SFSA8-90 CV	8	11	90	70	26	24	38
HSK32E-SFSA10-60 CV	10	13	60	40	26	30	48
HSK32E-SFSA10-90 CV	10	13	90	70	26	30	60

### Shrink Chuck, Curved

热缩刀柄, 曲线型

 A ↗  
 ≤0.003

 G Value  
 G2.5

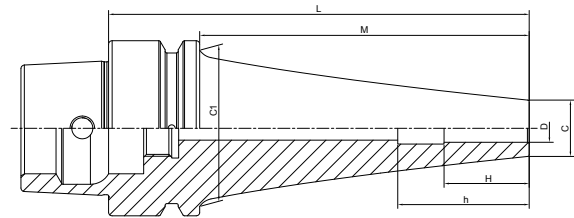

 AD AD/B


Size	D	C	L	M	C1	H	h
HSK40E-SFSA4-90 CV	4	7	90	70	34	12	74
HSK40E-SFSA4-120 CV	4	7	120	100	34	12	104
HSK40E-SFSA4-150 CV	4	7	150	130	34	12	134
HSK40E-SFRA4-90 CV	4	10	90	70	34	12	81
HSK40E-SFRA4-120 CV	4	10	120	100	34	12	111
HSK40E-SFSA6-90 CV	6	9	90	70	34	18	74
HSK40E-SFSA6-120 CV	6	9	120	100	34	18	104
HSK40E-SFSA6-150 CV	6	9	150	130	34	18	134
HSK40E-SFRA6-90 CV	6	13	90	70	34	18	74
HSK40E-SFRA6-120 CV	6	13	120	100	34	18	104
HSK40E-SFSA8-90 CV	8	11	90	70	34	24	74
HSK40E-SFSA8-120 CV	8	11	120	100	34	24	104
HSK40E-SFSA8-150 CV	8	11	150	130	34	24	134
HSK40E-SFRA8-90 CV	8	16	90	70	34	24	74
HSK40E-SFRA8-120 CV	8	16	120	100	34	24	104
HSK40E-SFSA10-90 CV	10	13	90	70	34	30	74
HSK40E-SFSA10-120 CV	10	13	120	100	34	30	104
HSK40E-SFSA10-150 CV	10	13	150	130	34	30	134
HSK40E-SFRA10-90 CV	10	19	90	70	34	30	74
HSK40E-SFRA10-120 CV	10	19	120	100	34	30	104



**Shrink Chuck, Curved**  
**热缩刀柄, 曲线型**

A ↗ ≤0.003	G Value G2.5	AD AD/B
---------------	-----------------	---------



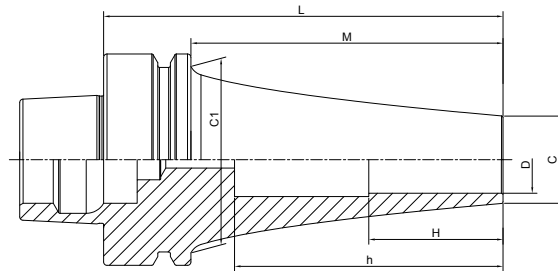
Size	D	C	L	M	C1	H	h
HSK50E-SFSA4-90 CV	4	7	90	64	42	12	74
HSK50E-SFSA4-120 CV	4	7	120	94	42	12	104
HSK50E-SFSA4-150 CV	4	7	150	124	42	12	134
HSK50E-SFSA4-180 CV	4	7	180	154	42	12	164
HSK50E-SFRA4-120 CV	4	10	120	94	42	12	104
HSK50E-SFRA4-150 CV	4	10	150	124	42	12	134
HSK50E-SFSA6-90 CV	6	9	90	64	42	18	74
HSK50E-SFSA6-120 CV	6	9	120	94	42	18	104
HSK50E-SFSA6-150 CV	6	9	150	124	42	18	134
HSK50E-SFSA6-180 CV	6	9	180	154	42	18	164
HSK50E-SFRA6-120 CV	6	13	120	94	42	18	104
HSK50E-SFRA6-150 CV	6	13	150	124	42	18	132
HSK50E-SFSA8-90 CV	8	11	90	64	42	24	74
HSK50E-SFSA8-120 CV	8	11	120	94	42	24	104
HSK50E-SFSA8-150 CV	8	11	150	124	42	24	134
HSK50E-SFSA8-180 CV	8	11	180	154	42	24	164
HSK50E-SFRA8-120 CV	8	16	120	94	42	24	102
HSK50E-SFRA8-150 CV	8	16	150	124	42	24	132
HSK50E-SFSA10-90 CV	10	13	90	64	42	30	74
HSK50E-SFSA10-120 CV	10	13	120	94	42	30	104
HSK50E-SFSA10-150 CV	10	13	150	124	42	30	134
HSK50E-SFSA10-180 CV	10	13	180	154	42	30	164
HSK50E-SFRA10-150 CV	10	19	150	124	42	30	132

SHRINK

### Shrink Chuck, Curved

热缩刀柄, 曲线型

A ↗ ≤0.003	G Value G2.5	AD AD/B
---------------	-----------------	---------

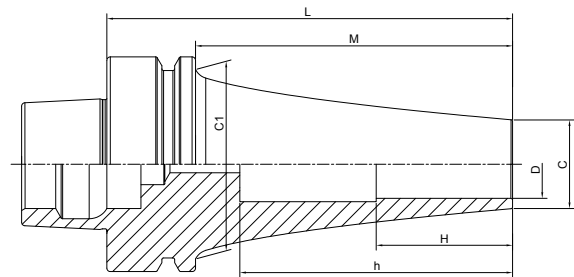


Size	D	C	L	M	C1	H	h
HSK63F-SFSA4-90 CV	4	7	90	64	53	12	65
HSK63F-SFSA4-120 CV	4	7	120	94	53	12	95
HSK63F-SFSA4-150 CV	4	7	150	124	53	12	125
HSK63F-SFSA4-180 CV	4	7	180	154	53	12	154
HSK63F-SFSA4-210 CV	4	7	210	184	53	12	185
HSK63F-SFSA4-240 CV	4	7	240	214	53	12	214
HSK63F-SFSA4-270 CV	4	7	270	244	53	12	245
HSK63F-SFSA4-300 CV	4	7	300	274	53	12	275
HSK63F-SFRA4-120 CV	4	10	120	94	53	12	95
HSK63F-SFRA4-150 CV	4	10	150	124	53	12	125
HSK63F-SFRA4-180 CV	4	10	180	154	53	12	155
HSK63F-SFRA4-210 CV	4	10	210	184	53	12	185
HSK63F-SFSA6-90 CV	6	9	90	64	53	18	65
HSK63F-SFSA6-120 CV	6	9	120	94	53	18	95
HSK63F-SFSA6-150 CV	6	9	150	124	53	18	125
HSK63F-SFSA6-180 CV	6	9	180	154	53	18	154
HSK63F-SFSA6-210 CV	6	9	210	184	53	18	184
HSK63F-SFSA6-240 CV	6	9	240	214	53	18	214
HSK63F-SFSA6-270 CV	6	9	270	244	53	18	245
HSK63F-SFSA6-300 CV	6	9	300	274	53	18	275
HSK63F-SFRA6-90 CV	6	13	90	64	53	18	65
HSK63F-SFRA6-120 CV	6	13	120	94	53	18	95
HSK63F-SFRA6-150 CV	6	13	150	124	53	18	125
HSK63F-SFRA6-180 CV	6	13	180	154	53	18	155
HSK63F-SFRA6-210 CV	6	13	210	184	53	18	185
HSK63F-SFFA6-90 CV	6	13	90	64	53	18	65
HSK63F-SFFA6-120 CV	6	13	120	94	53	18	95
HSK63F-SFFA6-150 CV	6	13	150	124	53	18	125
HSK63F-SFFA6-180 CV	6	13	180	154	53	18	155
HSK63F-SFFA6-210 CV	6	13	210	184	53	18	185

**Shrink Chuck, Curved**  
**热缩刀柄, 曲线型**



A ↗ ≤0.003	G Value G2.5	AD AD/B
---------------	-----------------	---------



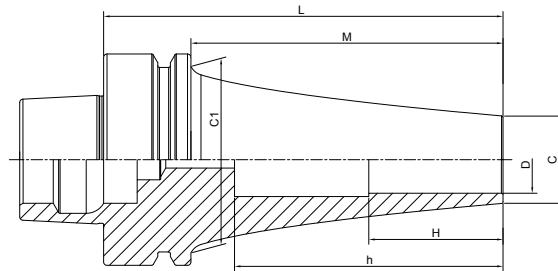
Size	D	C	L	M	C1	H	h
HSK63F-SFSA8-90 CV	8	11	90	64	53	24	65
HSK63F-SFSA8-120 CV	8	11	120	94	53	24	94
HSK63F-SFSA8-150 CV	8	11	150	124	53	24	124
HSK63F-SFSA8-180 CV	8	11	180	154	53	24	155
HSK63F-SFSA8-210 CV	8	11	210	184	53	24	184
HSK63F-SFSA8-240 CV	8	11	240	214	53	24	214
HSK63F-SFSA8-270 CV	8	11	270	244	53	24	244
HSK63F-SFSA8-300 CV	8	11	300	274	53	24	274
HSK63F-SFRA8-90 CV	8	16	90	64	53	24	65
HSK63F-SFRA8-120 CV	8	16	120	94	53	24	95
HSK63F-SFRA8-150 CV	8	16	150	124	53	24	125
HSK63F-SFRA8-180 CV	8	16	180	154	53	24	155
HSK63F-SFRA8-210 CV	8	16	210	184	53	24	185
HSK63F-SFFA8-90 CV	8	16	90	64	53	24	65
HSK63F-SFFA8-120 CV	8	16	120	94	53	24	95
HSK63F-SFFA8-150 CV	8	16	150	124	53	24	125
HSK63F-SFFA8-180 CV	8	16	180	154	53	24	155
HSK63F-SFFA8-210 CV	8	16	210	184	53	24	185

**Shrink Chuck, Curved**  
**热缩刀柄, 曲线型**

 A ↗  
 ≤0.003

 G Value  
 G2.5

AD AD/B



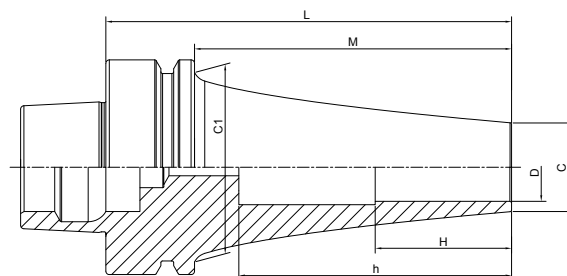
Size	D	C	L	M	C1	H	h
HSK63F-SFSA10-90 CV	10	13	90	64	53	30	65
HSK63F-SFSA10-120 CV	10	13	120	94	53	30	95
HSK63F-SFSA10-150 CV	10	13	150	124	53	30	125
HSK63F-SFSA10-180 CV	10	13	180	154	53	30	154
HSK63F-SFSA10-210 CV	10	13	210	184	53	30	184
HSK63F-SFSA10-240 CV	10	13	240	214	53	30	212
HSK63F-SFSA10-270 CV	10	13	270	244	53	30	244
HSK63F-SFSA10-300 CV	10	13	300	274	53	30	274
HSK63F-SFRA10-90 CV	10	19	90	64	53	30	65
HSK63F-SFRA10-120 CV	10	19	120	94	53	30	95
HSK63F-SFRA10-150 CV	10	19	150	124	53	30	125
HSK63F-SFRA10-180 CV	10	19	180	154	53	30	155
HSK63F-SFRA10-210 CV	10	19	210	184	53	30	185
HSK63F-SFFA10-90 CV	10	19	90	64	53	30	65
HSK63F-SFFA10-120 CV	10	19	120	94	53	30	95
HSK63F-SFFA10-150 CV	10	19	150	124	53	30	125
HSK63F-SFFA10-180 CV	10	19	180	154	53	30	155
HSK63F-SFFA10-210 CV	10	19	210	184	53	30	185

**Shrink Chuck, Curved**

**热缩刀柄, 曲线型**



<b>A</b> ↗ ≤0.003	<b>G Value</b> G2.5	<b>AD AD/B</b>
----------------------	------------------------	----------------



Size	D	C	L	M	C1	H	h
HSK63F-SFSA12-90 CV	12	15	90	64	53	30	64
HSK63F-SFSA12-120 CV	12	15	120	94	53	30	94
HSK63F-SFSA12-150 CV	12	15	150	124	53	30	124
HSK63F-SFSA12-180 CV	12	15	180	154	53	30	154
HSK63F-SFSA12-210 CV	12	15	210	184	53	30	184
HSK63F-SFSA12-240 CV	12	15	240	214	53	30	212
HSK63F-SFSA12-270 CV	12	15	270	244	53	30	244
HSK63F-SFRA12-90 CV	12	22	90	64	53	30	64
HSK63F-SFRA12-120 CV	12	22	120	94	53	30	94
HSK63F-SFRA12-150 CV	12	22	150	124	53	30	124
HSK63F-SFRA12-180 CV	12	22	180	154	53	30	154
HSK63F-SFRA12-210 CV	12	22	210	184	53	30	184
HSK63F-SFFA12-90 CV	12	22	90	64	53	30	64
HSK63F-SFFA12-120 CV	12	22	120	94	53	30	94
HSK63F-SFFA12-150 CV	12	22	150	124	53	30	124
HSK63F-SFFA12-180 CV	12	22	180	154	53	30	154
HSK63F-SFFA12-210 CV	12	22	210	184	53	30	184
HSK63F-SFSB16-90 CV	16	21	90	64	53	32	62
HSK63F-SFSB16-120 CV	16	21	120	94	53	32	92
HSK63F-SFSB16-150 CV	16	21	150	124	53	32	122
HSK63F-SFSB16-180 CV	16	21	180	154	53	32	152
HSK63F-SFSB16-210 CV	16	21	210	184	53	32	182
HSK63F-SFSB16-240 CV	16	21	240	214	53	32	212
HSK63F-SFSB16-270 CV	16	21	270	244	53	32	242
HSK63F-SFSB20-90 CV	20	26	90	64	51	40	62
HSK63F-SFSB20-120 CV	20	26	120	94	53	40	92
HSK63F-SFSB20-150 CV	20	26	150	124	53	40	122
HSK63F-SFSB20-180 CV	20	26	180	154	53	40	152
HSK63F-SFSB20-210 CV	20	26	210	184	53	40	182
HSK63F-SFSB20-240 CV	20	26	240	214	53	40	212
HSK63F-SFSB20-270 CV	20	26	270	244	53	40	242

# TOOL HOLDERS

# HYDRAULIC


# HYDRAULIC TOOLING SYSTEM

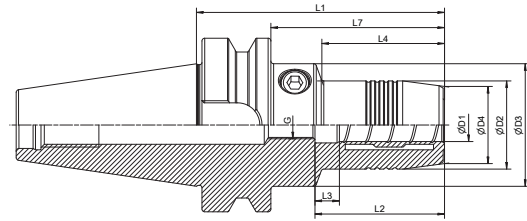
## HYDRAULIC 工具系统

BT Hydraulic Chuck, Standard .....	.004
BT 液压刀柄, 标准型 .....	.004
SK Hydraulic Chuck, Standard .....	.006
SK 液压刀柄, 标准型 .....	.006
HSK-A Hydraulic Chuck, Standard .....	.007
HSK-A 液压刀柄, 标准型 .....	.007
HSK-C Hydraulic Chuck, Standard .....	.009
HSK-C 液压刀柄, 标准型 .....	.009
HSK-E Hydraulic Chuck, Standard.....	.010
HSK-E 液压刀柄, 标准型 .....	.010
Hydraulic Chuck, Sealed.....	.013
液压刀柄, 止水型 .....	.013



Hydraulic Chuck, Standard  
 液压刀柄, 标准型

A ↗ ≤0.003	G Value G2.5	 AD AD/B
---------------	-----------------	--



Size	D1	D2	D3	D4	L1	L2	L3	L4	L5	G
BT30-HY06-70	6	26	45	22	70	38	10	30	48	M5*0.8
BT30-HY08-70	8	28	45	24	70	38	10	30	48	M6*1
BT30-HY10-75	10	30	45	26	75	42	10	36	53	M8*1
BT30-HY12-85	12	32	45	28	85	47	10	46	63	M10*1
BT30-HY14-85	14	34	45	30	85	47	10	46	63	M10*1
BT30-HY16-90	16	38	45	34	90	50	10	52	68	M10*1
BT30-HY18-90	18	40	45	36	90	50	10	52	68	M10*1
BT30-HY20-90	20	42	45	38	90	52	10	53	68	M10*1
BT40-HY06-90	6	26	44.5	22	90	38	10	43	63	M5*0.8
BT40-HY08-90	8	28	44.5	24	90	38	10	44.5	63	M6*1
BT40-HY10-90	10	30	44.5	26	90	42	10	44.5	63	M8*1
BT40-HY12-90	12	32	44.5	28	90	47	10	44.5	63	M10*1
BT40-HY14-90	14	34	44.5	30	90	47	10	44.5	63	M10*1
BT40-HY16-90	16	38	50	34	90	50	10	44.5	63	M12*1
BT40-HY18-90	18	40	50	36	90	50	10	45.5	63	M12*1
BT40-HY20-90	20	42	50	38	90	52	10	47.5	63	M16*1
BT40-HY25-100	25	57	62	53	100	58	10	55	73	M16*1
BT40-HY32-105	32	62	~	58	105	62	10	~	78	M16*1

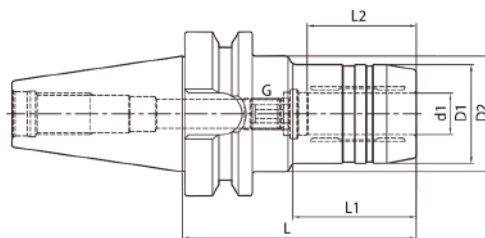


**Hydraulic Chuck, Standard**

**液压刀柄, 标准型**



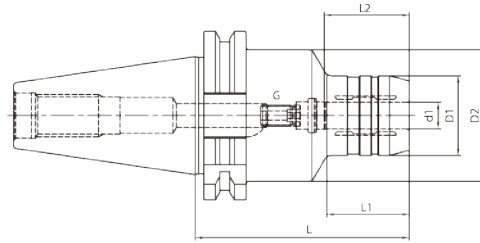
A ↗ ≤0.003	G Value G2.5	AD AD/B
---------------	-----------------	---------



Size	d1	D1	D2	L	L1	L2	Screw
BT50-HY06-90	6	26	44.5	90	34	27	M5×0.8
BT50-HY08-90	8	28	44.5	90	34	27	M6×1.0
BT50-HY10-90	10	30	44.5	90	34	32	M8×1.0
BT50-HY12-90	12	32	44.5	90	34	37	M10×1.0
BT50-HY14-90	14	34	44.5	90	34	37	M10×1.0
BT50-HY16-90	16	38	44.5	90	34	42	M12×1.0
BT50-HY18-90	18	40	44.5	90	34	42	M12×1.0
BT50-HY20-90	20	42	44.5	90	34	42	M16×1.0
BT50-HY25-105	25	57	63	105	52	48	M16×1.0
BT50-HY32-115	32	64	75	115	62	55	M16×1.0
BT50-HY06-120	6	26	44.5	120	34	27	M5×0.8
BT50-HY08-120	8	28	44.5	120	34	27	M6×1.0
BT50-HY10-120	10	30	44.5	120	34	32	M8×1.0
BT50-HY12-120	12	32	44.5	120	34	37	M10×1.0
BT50-HY14-120	14	34	44.5	120	34	37	M10×1.0
BT50-HY16-120	16	38	44.5	120	34	42	M12×1.0
BT50-HY18-120	18	40	44.5	120	34	42	M12×1.0
BT50-HY20-120	20	42	44.5	120	34	42	M16×1.0
BT50-HY06-150	6	26	44.5	150	34	27	M5×0.8
BT50-HY08-150	8	28	44.5	150	34	27	M6×1.0
BT50-HY10-150	10	30	44.5	150	34	32	M8×1.0
BT50-HY12-150	12	32	44.5	150	34	37	M10×1.0
BT50-HY14-150	14	34	44.5	150	34	37	M10×1.0
BT50-HY16-150	16	38	44.5	150	34	42	M12×1.0
BT50-HY18-150	18	40	44.5	150	34	42	M12×1.0
BT50-HY20-150	20	42	44.5	150	34	42	M16×1.0
BT50-HY25-150	25	57	63	150	97	48	M16×1.0
BT50-HY32-150	32	64	75	150	97	55	M16×1.0

Hydraulic Chuck, Standard  
 液压刀柄, 标准型

A ↗ ≤0.003	G Value G2.5	AD AD/B
---------------	-----------------	---------

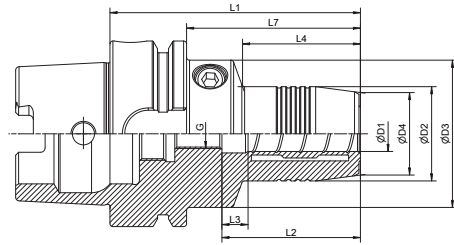


Size	d1	D1	D2	L	L1	L2	Screw
SK30-HY06-70	6	26	45	70	20	27	M5x0.8
SK30-HY08-70	8	28	45	70	20	27	M6x1.0
SK30-HY10-75	10	30	45	75	21	32	M8x1.0
SK30-HY12-85	12	32	45	85	40	37	M10x1.0
SK30-HY14-85	14	34	45	85	22	37	M10x1.0
SK30-HY16-90	16	38	45	90	50	42	M6x1.0
SK30-HY18-90	18	40	45	90	50	42	M10x1.0
SK30-HY20-90	20	42	45	90	50	42	M6x1.0
SK40-HY06-80.5	6	26	49.5	80.5	30	27	M5x0.8
SK40-HY08-80.5	8	28	49.5	80.5	30	27	M6x1.0
SK40-HY10-80.5	10	30	49.5	80.5	31	32	M8x1.0
SK40-HY12-80.5	12	32	49.5	80.5	31.5	37	M10x1.0
SK40-HY16-80.5	16	38	49.5	80.5	33	42	M12x1.0
SK40-HY20-80.5	20	42	49.5	80.5	34	42	M16x1.0
SK40-HY25-80.5	25	55	66	80.5	22	48	M16x1.0
SK40-HY32-80.5	32	63	80	80.5	25.5	55	M16x1.0
SK40-HY06-110	6	26	49.5	110	29.5	27	M5x0.8
SK40-HY08-110	8	28	49.5	110	30	27	M6x1.0
SK40-HY10-110	10	30	49.5	110	31	32	M8x1.0
SK40-HY12-110	12	32	49.5	110	31.5	37	M10x1.0
SK40-HY16-110	16	38	49.5	110	33	42	M12x1.0
SK40-HY20-110	20	42	49.5	110	34	42	M16x1.0
SK50-HY06-80.5	6	26	49.5	80.5	30	27	M5x0.8
SK50-HY08-80.5	8	28	49.5	80.5	30	27	M6x1.0
SK50-HY10-80.5	10	30	49.5	80.5	32	32	M8x1.0
SK50-HY12-80.5	12	32	49.5	80.5	35	37	M10x1.0
SK50-HY16-80.5	16	38	49.5	80.5	40	42	M12x1.0
SK50-HY20-80.5	20	42	49.5	80.5	40	42	M16x1.0

**Hydraulic Chuck, Standard**  
**液压刀柄, 标准型**



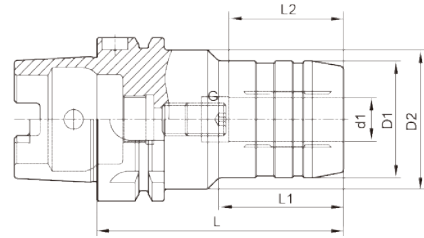
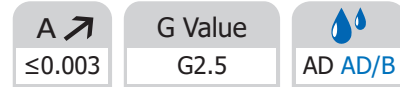
<b>A</b> ↗ ≤0.003	<b>G Value</b> G2.5	AD AD/B
----------------------	------------------------	---------



Size	D1	D2	D3	D4	L1	L2	L3	L4	L5	G
HSK63A-HY06-70	6	26	50	22	70	38	10	24	44	M5*0.8
HSK63A-HY08-70	8	28	50	24	70	38	10	25	44	M6*1
HSK63A-HY10-80	10	30	50	26	80	42	10	35	54	M8*1
HSK63A-HY12-85	12	32	50	28	85	47	10	40	59	M10*1
HSK63A-HY14-85	14	34	50	30	85	47	10	40	59	M10*1
HSK63A-HY16-90	16	38	50	34	90	50	10	46	64	M10*1
HSK63A-HY18-90	18	40	50	36	90	50	10	47	64	M10*1
HSK63A-HY20-90	20	42	50	38	90	52	10	48	64	M10*1
HSK63A-HY25-120	25	57	62	53	120	58	10	59	94	M16*1
HSK63A-HY32-125	32	62	~	58	125	62	10	~	99	M16*1
HSK63A-HY06-150	6	26	50	22	150	38	10	103	124	M5*0.8
HSK63A-HY08-150	8	28	50	24	150	38	10	104	124	M6*1
HSK63A-HY10-150	10	30	50	26	150	42	10	104	124	M8*1
HSK63A-HY12-150	12	32	50	28	150	47	10	105	124	M10*1
HSK63A-HY14-150	14	34	50	30	150	47	10	105	124	M10*1
HSK63A-HY16-150	16	38	50	34	150	50	10	106	124	M12*1
HSK63A-HY18-150	18	40	50	36	150	50	10	107	124	M12*1
HSK63A-HY20-150	20	42	50	38	150	52	10	108	124	M16*1
HSK100A-HY06-75	6	26	50	22	75	38	10	26	46	M5*0.8
HSK100A-HY08-75	8	28	50	24	75	38	10	26	46	M6*1
HSK100A-HY10-90	10	30	50	26	90	42	10	42	61	M8*1
HSK100A-HY12-95	12	32	50	28	95	47	10	47	66	M10*1
HSK100A-HY14-95	14	34	50	30	95	47	10	47	66	M10*1
HSK100A-HY16-100	16	38	50	34	100	50	10	53	71	M12*1
HSK100A-HY18-100	18	40	50	36	100	50	10	53	71	M12*1
HSK100A-HY20-105	20	42	50	38	105	52	10	59	76	M16*1
HSK100A-HY25-110	25	57	63	53	110	58	10	62	81	M16*1
HSK100A-HY32-110	32	62	70	58	110	62	10	62	81	M16*1

**HYDRO**

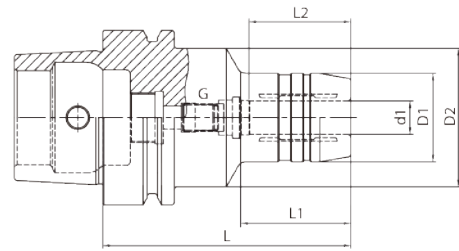
Hydraulic Chuck, Standard  
 液压刀柄, 标准型



Size	d1	D1	D2	L	L1	L2	Screw
HSK63A-HY6-70	6	26	50	70	24	27	M5×0.8
HSK63A-HY8-70	8	28	50	70	25	27	M6×1.0
HSK63A-HY10-80	10	30	50	80	35	32	M8×1.0
HSK63A-HY12-85	12	32	50	85	40	37	M10×1.0
HSK63A-HY14-85	14	34	50	85	40	37	M10×1.0
HSK63A-HY16-90	16	38	50	90	46	42	M12×1.0
HSK63A-HY18-90	18	40	50	90	47	42	M12×1.0
HSK63A-HY20-90	20	42	50	90	48	42	M16×1.0
HSK63A-HY25-120	25	57	63	120	59	48	M16×1.0
HSK63A-HY32-125	32	64	75	125	63	55	M16×1.0
HSK80A-HY12-85	12	32	50	85	40	37	M10x1.0
HSK80A-HY20-95	20	42	50	95	52	42	M16x1.0
HSK80A-HY32-125	32	64	75	125	63	55	M16x1.0
HSK100A-HY6-75	6	26	50	75	26	27	M5×0.8
HSK100A-HY8-75	8	28	50	75	26	27	M6×1.0
HSK100A-HY10-90	10	30	50	90	42	32	M8×1.0
HSK100A-HY12-95	12	32	50	95	47	37	M10×1.0
HSK100A-HY14-95	14	34	50	95	47	37	M10×1.0
HSK100A-HY16-100	16	38	50	100	53	42	M12×1.0
HSK100A-HY18-100	18	40	50	100	53	42	M12×1.0
HSK100A-HY20-105	20	42	50	105	59	42	M16×1.0
HSK100A-HY25-110	25	57	63	110	62	48	M16×1.0
HSK100A-HY32-110	32	64	75	110	62	55	M16×1.0


**Hydraulic Chuck, Standard**  
**液压刀柄, 标准型**

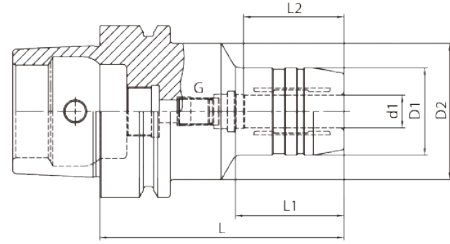
<b>A</b> ↗ ≤0.003	<b>G Value</b> G2.5	AD AD/B
----------------------	------------------------	---------



Size	d1	D1	D2	L	L1	L2	G
HSK40E-HY6-70	6	26	34	70	36	27	M5x0.8
HSK40E-HY8-70	8	28	34	70	36	27	M6x1.0
HSK40E-HY10-75	10	30	34	75	42	32	M6x1.0
HSK40E-HY12-80	12	32	34	80	48	37	M6x1.0
HSK50E-HY6-70	6	26	40	70	28	27	M5x0.8
HSK50E-HY8-70	8	28	40	70	28	27	M6x1.0
HSK50E-HY10-75	10	30	40	75	34	32	M8x1.0
HSK50E-HY12-85	12	32	40	85	44	37	M10x1.0
HSK50E-HY16-90	16	38	53	90	30	42	M12x1.0
HSK50E-HY20-90	20	42	60	90	29	42	M16x1.0

Hydraulic Chuck, Standard  
 液压刀柄, 标准型

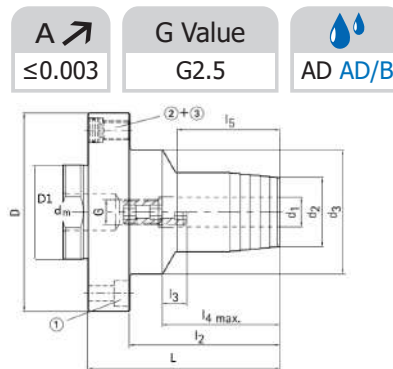
A ↗ ≤0.003	G Value G2.5	 AD AD/B
---------------	-----------------	--



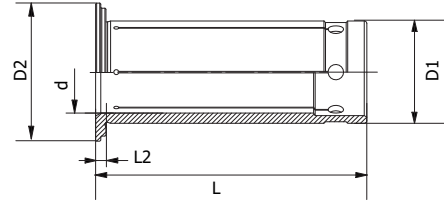
Size	d1	D1	D2	L	L1	L2	G
HSK63F-HY20-85	20	42	50	85	46	42	M12x1.0

**Hydraulic Chuck, Standard**

**液压刀柄, 标准型**



Size	D	d1	d2	d3	l5	L
MOD60-HY06-80	60	06	26	40	30	80
MOD60-HY08-80	60	08	28	40	30	80
MOD60-HY10-80	60	10	30	40	35	80
MOD60-HY12-80	60	12	32	40	40	80
MOD70-HY06-80	70	06	26	40	30	80
MOD70-HY08-80	70	08	28	40	30	80
MOD70-HY10-80	70	10	30	40	35	80
MOD70-HY12-80	70	12	32	40	40	80
MOD80-HY06-80	80	06	26	50	24	80
MOD80-HY08-80	80	08	28	50	25	80
MOD80-HY10-80	80	10	30	50	35	80
MOD80-HY12-80	80	12	32	50	44.5	80
MOD80-HY16-80	80	16	38	50	46	80
MOD80-HY20-80	80	20	42	50	47.5	80
MOD100-HY12-80	100	12	35	50	44.5	80
MOD100-HY16-80	100	16	38	50	46	80
MOD100-HY20-80	100	20	42	50	47.5	80
MOD100-HY25-90	100	25	57	63	59	90
MOD117-HY32-100	117	32	-	-	-	100

**Hydraulic Collet, Sealed**
**液压筒夹, 止水型**



Size	d	D1	D2	L	L2
HY12-3	3	12	18	47	2
HY12-4	4	12	18	47	2
HY12-5	5	12	18	47	2
HY12-6	6	12	18	47	2
HY12-7	7	12	18	47	2
HY12-8	8	12	18	47	2
HY20-3	3	20	27	52.5	2
HY20-4	4	20	27	52.5	2
HY20-5	5	20	27	52.5	2
HY20-6	6	20	27	52.5	2
HY20-7	7	20	27	52.5	2
HY20-8	8	20	27	52.5	2
HY20-9	9	20	27	52.5	2
HY20-10	10	20	27	52.5	2
HY20-11	11	20	27	52.5	2
HY20-12	12	20	27	52.5	2
HY20-13	13	20	27	52.5	2
HY20-14	14	20	27	52.5	2
HY20-15	15	20	27	52.5	2
HY20-16	16	20	27	52.5	2
HY20-17	17	20	27	52.5	2
HY32-6	6	32	39	63.5	3
HY32-8	8	32	39	63.5	3
HY32-10	10	32	39	63.5	3
HY32-12	12	32	39	63.5	3
HY32-14	14	32	39	63.5	3
HY32-16	16	32	39	63.5	3
HY32-18	18	32	39	63.5	3
HY32-20	20	32	39	63.5	3
HY32-25	25	32	39	63.5	3



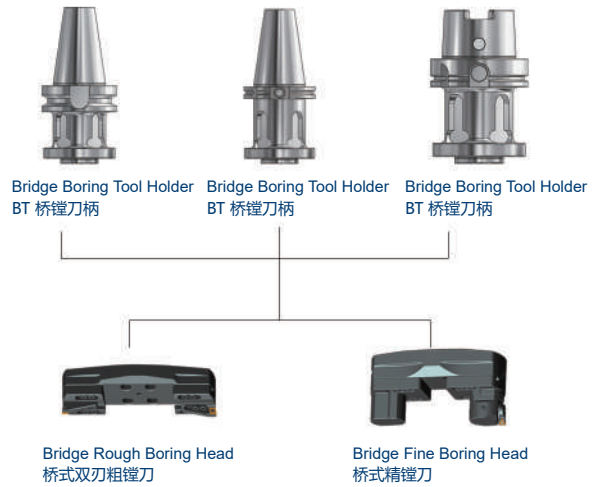
# **BORING**

## **TOOL HOLDERS**

**CK 镗刀柄系列**



**桥镗刀柄系列**



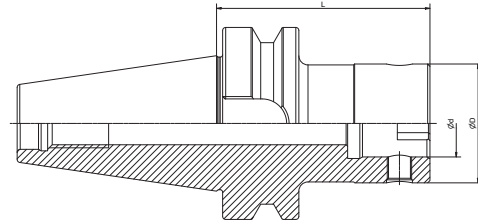
## BORING TOOLING SYSTEM BORING 工具系统

Boring Tool Holder.....	004
镗刀柄.....	004
Boring Tool Holder .....	006
镗刀柄.....	006
Boring Tool Holder.....	008
镗刀柄.....	008
Boring Tool Holder.....	011
镗刀柄.....	011
Boring Tool Holder Extension.....	012
CK 刀柄延长器.....	012
Boring Tool Holder Reducer.....	013
CK 刀柄减径套.....	013
Twin Cutter Rough Boring Head .....	014
双刃粗镗刀.....	014
Twin Cutter Rough Boring Head.....	015
双刃粗镗刀.....	015
Bridge Boring Tool Holder.....	016
桥镗刀柄.....	016
Bridge Boring Tool Holder.....	017
桥镗刀柄.....	017
Bridge Boring Tool Holder.....	018
桥镗刀柄.....	018
Bridge Rough Boring Head.....	019
桥式双刃粗镗刀.....	019
Bridge Fine Boring Head .....	020
桥式精镗刀.....	020
Fine Boring Head.....	021
精镗头.....	021
Fine Back Boring Head.....	022
反向精镗头.....	022
Small Fine Boring Head .....	023
精镗小刀夹.....	023



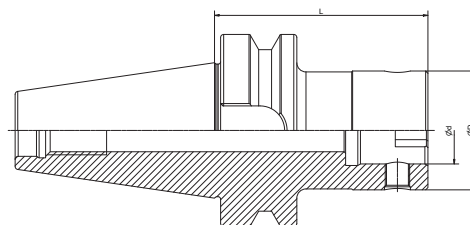
## Boring Tool Holder

### 镗刀柄



Size	CK No.	D	d	L
BT30-CK1-55	CK1	19	11	55
BT30-CK1-70	CK1	19	11	70
BT30-CK2-80	CK2	24	14	80
BT30-CK3-80	CK3	31	18	80
BT30-CK4-70	CK4	39	22	70
BT30-CK5-70	CK5	50	28	70
BT30-CK6-60	CK6	64	36	60
BT40-CK1-70	CK1	19	11	70
BT40-CK1-100	CK1	19	11	100
BT40-CK1-130	CK1	19	11	130
BT40-CK2-75	CK2	24	14	75
BT40-CK2-100	CK2	24	14	100
BT40-CK2-130	CK2	24	14	130
BT40-CK3-80	CK3	31	18	80
BT40-CK3-100	CK3	31	18	100
BT40-CK3-135	CK3	31	18	135
BT40-CK3-165	CK3	31	18	165
BT40-CK4-70	CK4	39	22	70
BT40-CK4-100	CK4	39	22	100
BT40-CK4-150	CK4	39	22	150
BT40-CK4-170	CK4	39	22	170
BT40-CK5-80	CK5	50	28	80
BT40-CK5-150	CK5	50	28	150
BT40-CK5-180	CK5	50	28	180
BT40-CK6-100	CK6	64	36	100
BT40-CK6-150	CK6	64	36	150
BT40-CK6-180	CK6	64	36	180

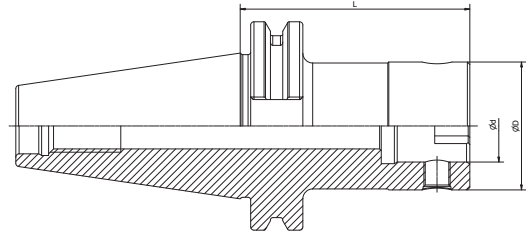
## Boring Tool Holder 镗刀柄



Size	CK No.	D	d	L
BT50-CK1-80	CK1	19	11	80
BT50-CK1-115	CK1	19	11	115
BT50-CK1-145	CK1	19	11	145
BT50-CK2-80	CK2	24	14	80
BT50-CK2-105	CK2	24	14	105
BT50-CK2-135	CK2	24	14	135
BT50-CK2-165	CK2	24	14	165
BT50-CK3-85	CK3	31	18	85
BT50-CK3-110	CK3	31	18	110
BT50-CK3-140	CK3	31	18	140
BT50-CK3-170	CK3	31	18	170
BT50-CK4-100	CK4	39	22	100
BT50-CK4-160	CK4	39	22	160
BT50-CK4-205	CK4	39	22	205
BT50-CK5-90	CK5	50	28	90
BT50-CK5-165	CK5	50	28	165
BT50-CK5-210	CK5	50	28	210
BT50-CK5-270	CK5	50	28	270
BT50-CK6-85	CK6	64	36	85
BT50-CK6-155	CK6	64	36	155
BT50-CK6-215	CK6	64	36	215
BT50-CK6-250	CK6	64	36	250
BT50-CK6-300	CK6	64	36	300
BT50-CK6-350	CK6	64	36	350
BT50-CK7-85	CK7	90	46	85
BT50-CK7-100	CK7	90	46	100
BT50-CK7-180	CK7	90	46	180
BT50-CK7-250	CK7	90	46	250
BT50-CK7-320	CK7	90	46	320
BT50-CK7-350	CK7	90	46	350

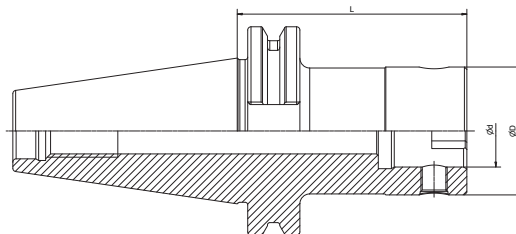
## Boring Tool Holder

### 镗刀柄



Size	CK No.	D	d	L
SK30-CK1-70	CK1	19	11	70
SK30-CK2-70	CK2	24	14	70
SK30-CK3-75	CK3	31	18	75
SK30-CK4-50	CK4	39	22	50
SK30-CK5-50	CK5	50	28	50
SK30-CK6-60	CK6	64	36	60
SK40-CK1-70	CK1	19	11	70
SK40-CK1-100	CK1	19	11	100
SK40-CK2-50	CK2	24	14	50
SK40-CK2-100	CK2	24	14	100
SK40-CK3-50	CK3	31	18	50
SK40-CK3-100	CK3	31	18	100
SK40-CK3-135	CK3	31	18	135
SK40-CK3-165	CK3	31	18	165
SK40-CK4-50	CK4	39	22	20
SK40-CK4-100	CK4	39	22	100
SK40-CK4-150	CK4	39	22	150
SK40-CK5-80	CK5	50	28	50
SK40-CK5-100	CK5	50	28	100
SK40-CK5-150	CK5	50	28	150
SK40-CK5-180	CK5	50	28	180
SK40-CK6-90	CK6	64	36	90
SK40-CK6-150	CK6	64	36	150
SK40-CK6-180	CK6	64	36	180
SK40-CK7-100	CK7	90	46	100

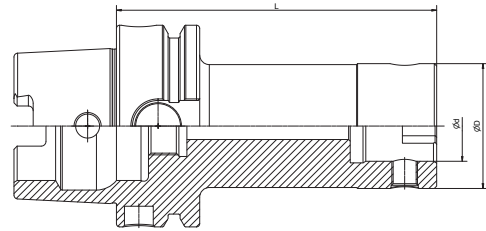
## Boring Tool Holder 镗刀柄



Size	CK No.	D	d	L
SK50-CK1-80	CK1	19	11	80
SK50-CK2-80	CK2	24	14	80
SK50-CK2-105	CK2	24	14	105
SK50-CK2-135	CK2	24	14	135
SK50-CK2-165	CK2	24	14	165
SK50-CK3-85	CK3	31	18	85
SK50-CK3-110	CK3	31	18	110
SK50-CK3-140	CK3	31	18	140
SK50-CK3-170	CK3	31	18	170
SK50-CK4-70	CK4	39	22	70
SK50-CK4-100	CK4	39	22	100
SK50-CK4-160	CK4	39	22	160
SK50-CK4-200	CK4	39	22	200
SK50-CK5-90	CK5	50	28	90
SK50-CK5-160	CK5	50	28	160
SK50-CK5-210	CK5	50	28	210
SK50-CK5-250	CK5	50	28	250
SK50-CK6-85	CK6	64	36	85
SK50-CK6-160	CK6	64	36	160
SK50-CK6-200	CK6	64	36	200
SK50-CK6-250	CK6	64	36	250
SK50-CK6-300	CK6	64	36	300
SK50-CK7-85	CK7	90	46	85
SK50-CK7-150	CK7	90	46	150
SK50-CK7-210	CK7	90	46	210
SK50-CK7-250	CK7	90	46	250
SK50-CK7-300	CK7	90	46	300
SK50-CK7-350	CK7	90	46	350

## Boring Tool Holder

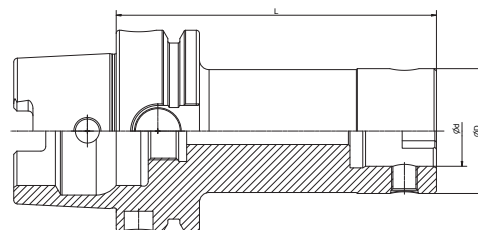
### 镗刀柄



Size	CK No.	D	d	L
HSK40A-CK1-75	CK1	19	11	75
HSK40A-CK2-85	CK2	24	14	85
HSK40A-CK3-80	CK3	31	18	80
HSK40A-CK4-75	CK4	39	22	75
HSK50A-CK1-75	CK1	19	11	75
HSK50A-CK2-85	CK2	24	14	85
HSK50A-CK3-80	CK3	31	18	80
HSK50A-CK4-75	CK4	39	22	75
HSK50A-CK5-85	CK5	50	28	85



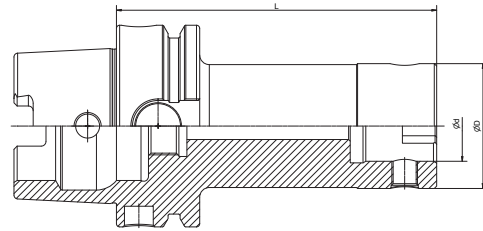
**Boring Tool Holder**  
**镗刀柄**



Size	CK No.	D	d	L
HSK63A-CK1-70	CK1	19	11	70
HSK63A-CK1-100	CK1	19	11	100
HSK63A-CK2-75	CK2	24	14	75
HSK63A-CK2-100	CK2	24	14	100
HSK63A-CK2-130	CK2	24	14	130
HSK63A-CK3-80	CK3	31	18	80
HSK63A-CK3-100	CK3	31	18	100
HSK63A-CK3-135	CK3	31	18	135
HSK63A-CK3-165	CK3	31	18	165
HSK63A-CK4-70	CK4	39	22	70
HSK63A-CK4-100	CK4	39	22	100
HSK63A-CK4-150	CK4	39	22	150
HSK63A-CK4-170	CK4	39	22	170
HSK63A-CK5-80	CK5	50	28	80
HSK63A-CK5-100	CK5	50	28	100
HSK63A-CK5-150	CK5	50	28	150
HSK63A-CK5-180	CK5	50	28	180
HSK63A-CK6-100	CK6	64	36	100
HSK63A-CK6-150	CK6	64	36	150
HSK63A-CK6-180	CK6	64	36	180

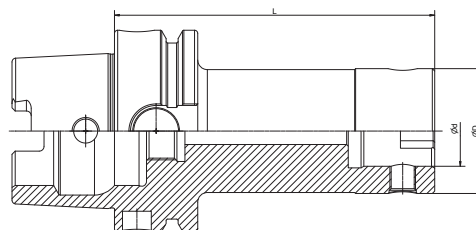
## Boring Tool Holder

### 镗刀柄



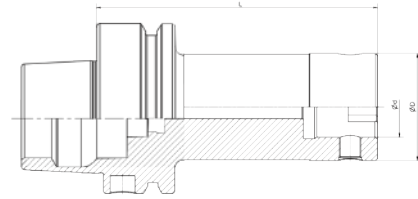
Size	CK No.	D	d	L
HSK63A-CK1-70	CK1	19	11	70
HSK63A-CK1-100T	CK1	19	11	100
HSK63A-CK2-75	CK2	24	14	75
HSK63A-CK2-100	CK2	24	14	100
HSK63A-CK2-130T	CK2	24	14	130
HSK63A-CK3-80	CK3	31	18	80
HSK63A-CK3-100	CK3	31	18	100
HSK63A-CK3-135T	CK3	31	18	135
HSK63A-CK3-165T	CK3	31	18	165
HSK63A-CK4-70	CK4	39	22	70
HSK63A-CK4-100	CK4	39	22	100
HSK63A-CK4-150T	CK4	39	22	150
HSK63A-CK4-170T	CK4	39	22	170
HSK63A-CK5-80	CK5	50	28	80
HSK63A-CK5-100	CK5	50	28	100
HSK63A-CK5-150	CK5	50	28	150
HSK63A-CK5-180	CK5	50	28	180
HSK63A-CK6-100	CK6	64	36	100
HSK63A-CK6-150	CK6	64	36	150
HSK63A-CK6-180	CK6	64	36	180

**Boring Tool Holder**  
**镗刀柄**



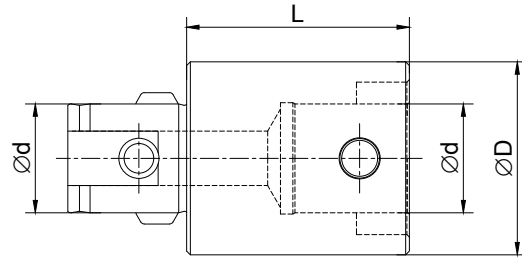
Size	CK No.	D	d	L
HSK100A-CK1-115	CK1	19	11	115
HSK100A-CK1-145T	CK1	19	11	145
HSK100A-CK2-105	CK2	24	14	105
HSK100A-CK2-135	CK2	24	14	135
HSK100A-CK2-165	CK2	24	14	165
HSK100A-CK3-110	CK3	31	18	110
HSK100A-CK3-140T	CK3	31	18	140
HSK100A-CK3-170T	CK3	31	18	170
HSK100A-CK4-100	CK4	39	22	100
HSK100A-CK4-160T	CK4	39	22	160
HSK100A-CK4-205T	CK4	39	22	205
HSK100A-CK5-90	CK5	50	28	90
HSK100A-CK5-165	CK5	50	28	165
HSK100A-CK5-210T	CK5	50	28	210
HSK100A-CK5-270T	CK5	50	28	270
HSK100A-CK6-85	CK6	64	36	85
HSK100A-CK6-155	CK6	64	36	155
HSK100A-CK6-215	CK6	64	36	215
HSK100A-CK6-250	CK6	64	36	250
HSK100A-CK6-300T	CK6	64	36	300
HSK100A-CK7-125	CK7	90	46	125
HSK100A-CK7-200	CK7	90	46	200
HSK100A-CK7-275	CK7	90	46	275

**Boring Tool Holder**  
**镗刀柄**



Size	CK No.	D	L
HSK63F-CK1-78	CK1	19	110
HSK63F-CK2-90	CK2	24	125
HSK63F-CK3-100	CK3	31	140
HSK63F-CK4-93	CK4	39	140
HSK63F-CK5-83	CK5	50	140

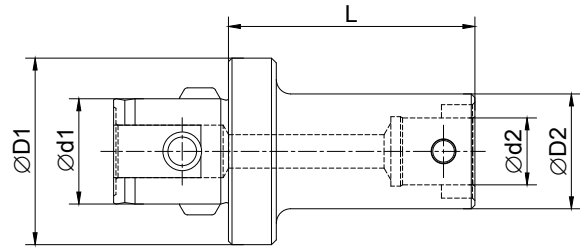
## Boring Tool Holder Extension CK 刀柄延长器



Size	CK No.	D	L
CK11-20	CK1	19	20
CK11-30	CK1	19	30
CK22-30	CK2	24	30
CK22-45	CK2	24	45
CK33-30	CK3	31	30
CK33-45	CK3	31	45
CK44-45	CK4	39	45
CK44-60	CK4	39	60
CK55-60	CK5	50	60
CK55-90	CK5	50	90
CK66-60	CK6	64	60
CK66-100	CK6	64	100
CK77-105	CK7	90	105

**Usage:** connect boring tool holder and boring head, to extend the working depth.

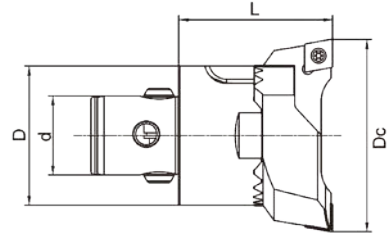
## Boring Tool Holder Reducer CK 刀柄减径套



Size	CK No.1	CK No.2	D1	D2	L
CK21- 65	CK2	CK1	24	19	36
CK31- 60	CK3	CK1	31	19	40.5
CK32- 60	CK3	CK2	31	24	34.5
CK41- 75	CK4	CK1	39	19	57.5
CK42- 75	CK4	CK2	39	24	51.5
CK43- 75	CK4	CK3	39	31	47
CK51- 70	CK5	CK1	50	19	57.5
CK52- 70	CK5	CK2	50	24	51.5
CK52-100	CK5	CK2	50	24	81.5
CK53- 70	CK5	CK3	50	31	47
CK53-100	CK5	CK3	50	31	88
CK54- 70	CK5	CK4	50	39	40
CK54-100	CK5	CK4	50	39	70
CK61- 65	CK6	CK1	64	19	66.5
CK62- 80	CK6	CK2	64	24	60.6
CK62-115	CK6	CK2	64	24	95.5
CK63- 80	CK6	CK3	64	31	56
CK63-115	CK6	CK3	64	31	91
CK64- 80	CK6	CK4	64	39	49
CK64-115	CK6	CK4	64	39	84
CK65- 80	CK6	CK5	64	50	39
CK65-115	CK6	CK5	64	50	74
CK76-160	CK7	CK6	90	64	106

**Usage:** to connect with small size boring head.

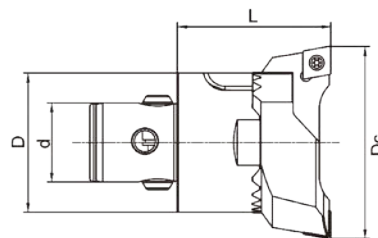
## Twin Cutter Rough Boring Head 双刃粗镗刀 (装 CC 刀片)



Boring Head Size	Dc	D	d	L	CK No.	Insert Seat Size	Insert	Screw	Key
CK1-R2026-33	20-26	19	11	33	CK1	2026-CC06	CC..0602	M2.5X6	T8
CK2-R2533-36	25-33	24	14	36	CK2	2533-CC06	CC..0602	M2.5X6	T8
CK3-R3242-40	32-42	31	18	40	CK3	3242-CC09	CC..09T3	M3.5X9	T15
CK4-R4154-47	41-54	39	22	47	CK4	4154-CC09	CC..09T3	M3.5X9	T15
CK5-R5370-58	53-70	50	28	58	CK5	5370-CC12	CC..1204	M5X12	T20
CK6-R68110-72	68-90	64	36	72	CK6	6890-CC12	CC..1204	M5X12	T20
CK6-R68110-72	88-110	64	36	72	CK6	88110-CC12	CC..1204	M5X12	T20
CK6-R98153-72	98-126	64	36	72	CK6	98126-CC12	CC..1204	M5X12	T20
CK6-R98153-72	125-153	64	36	72	CK6	125153-CC12	CC..1204	M5X12	T20
CK6-R148203-72	148-176	64	36	72	CK6	148176-CC12	CC..1204	M5X12	T20
CK6-R148203-72	175-203	64	36	72	CK6	175203-CC12	CC..1204	M5X12	T20
CK7-R98153-87	98-126	90	46	87	CK7	98126-CC12	CC..1204	M5X12	T20
CK7-R98153-87	125-153	90	46	87	CK7	125153-CC12	CC..1204	M5X12	T20
CK7-R148203-117	148-176	90	46	117	CK7	148176-CC12	CC..1204	M5X12	T20
CK7-R148203-117	175-203	90	46	117	CK7	175203-CC12	CC..1204	M5X12	T20

**Delivery:** inserts excluded, please purchase separately.  
Please specify boring head and insert seat size.

## Twin Cutter Rough Boring Head 双刃粗镗刀 (装 SC 刀片)

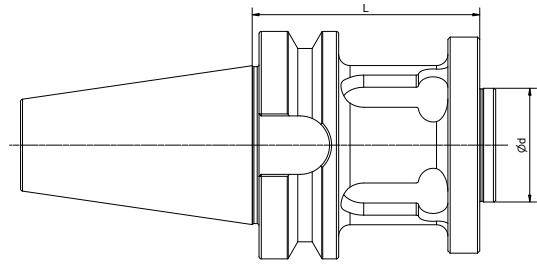


Boring Head Size	Dc	D	d	L	CK No.	Insert Seat Size	Insert	Screw	Key
CK1-R2026-33	20-26	19	11	33	CK1	2026-SC06	SC..0602	M2.5X6	T8
CK2-R2533-36	25-33	24	14	36	CK2	2533-SC06	SC..0602	M2.5X6	T8
CK3-R3242-40	32-42	31	18	40	CK3	3242-SC09	SC..09T3	M3.5X9	T15
CK4-R4154-47	41-54	39	22	47	CK4	4154-SC09	SC..09T3	M3.5X9	T15
CK5-R5370-58	53-70	50	28	58	CK5	5370-SC12	SC..1204	M5X12	T20
CK6-6890-SC12-72	68-90	64	36	72	CK6	6890-SC12	SC..1204	M5X12	T20
CK6-88110-SC12-72	88-110	64	36	72	CK6	88110-SC12	SC..1204	M5X12	T20
CK6-98126-SC12-72	98-126	64	36	72	CK6	98126-SC12	SC..1204	M5X12	T20
CK6-125153-SC12-72	125-153	64	36	72	CK6	125153-SC12	SC..1204	M5X12	T20
CK6-148176-SC12-72	148-176	64	36	72	CK6	148176-SC12	SC..1204	M5X12	T20
CK6-175203-SC12-72	175-203	64	36	72	CK6	175203-SC12	SC..1204	M5X12	T20
CK7-98126-SC12-87	98-126	90	46	87	CK7	98126-SC12	SC..1204	M5X12	T20
CK7-125153-SC12-87	125-153	90	46	87	CK7	125153-SC12	SC..1204	M5X12	T20
CK7-148176-SC12-117	148-176	90	46	117	CK7	148176-SC12	SC..1204	M5X12	T20
CK7-175203-SC12-117	175-203	90	46	117	CK7	175203-SC12	SC..1204	M5X12	T20

**Delivery:** inserts excluded, please purchase separately.  
Please specify boring head and insert seat size.

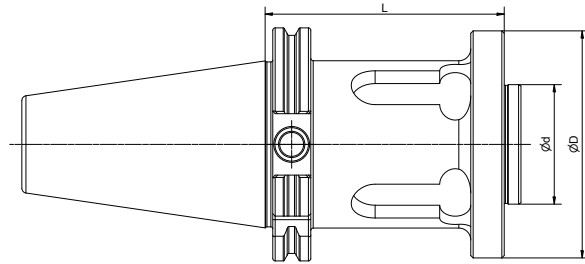


## Bridge Boring Tool Holder BST 桥镗刀柄



Size	D	d	L
BT40-BST32-60	100	40	60
BT40-BST32-100	100	40	100
BT40-BST32-150	100	40	150
BT50-BST32-100	100	40	100
BT50-BST32-150	100	40	150
BT50-BST32-200	100	40	200
BT50-BST32-250	100	40	250
BT50-BST32-300	100	40	300
BT50-BST32-350	100	40	350
BT50-BST40-100	136	40	100
BT50-BST40-250	136	40	250

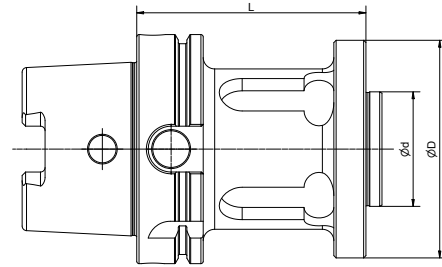
## Bridge Boring Tool Holder BST 桥镗刀柄



Size	D	d	L
SK40-BST32-60	100	40	60
SK50-BST32-100	100	40	100
SK50-BST32-150	100	40	150
SK50-BST32-200	100	40	200
SK50-BST32-250	100	40	250
SK50-BST32-300	100	40	300
SK50-BST40-100	136	40	100
SK50-BST40-250	136	40	250

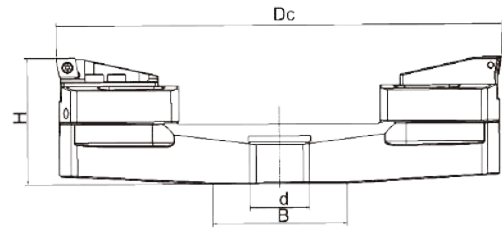
## Bridge Boring Tool Holder

### BST 桥镗刀柄



Size	D	d	L
HSK100A-BST-100	94	40	100
HSK100A-BST-150	94	40	150
HSK100A-BST-200	94	40	200
HSK100A-BST-250	94	40	300
HSK100A-BST-300	94	40	350

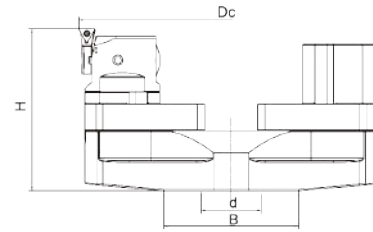
## Bridge Rough Boring Head 桥式双刃粗镗刀



Boring Head Size	Dc	H	d	B	Bridge	Clamp Base	Insert Seat Size
BR200300-40R	200-300	85	40	88	200300.40R	BR7080-28	BR28-15-CC12
BR300400-40R	300-400	85	40	88	300400.40R	BR7080-28	BR28-15-CC12
BR400500-60R	400-500	90	60	130	400500.60R	BR7080-28	BR28-15-CC12
BR500600-60R	500-600	95	60	130	500600.60R	BR7080-28	BR28-15-CC12
BR600700-60R	600-700	100	60	130	600700.60R	BR7080-28	BR28-15-CC12

**Delivery:** inserts excluded, please purchase separately.

## Bridge Fine Boring Head 桥式精镗刀

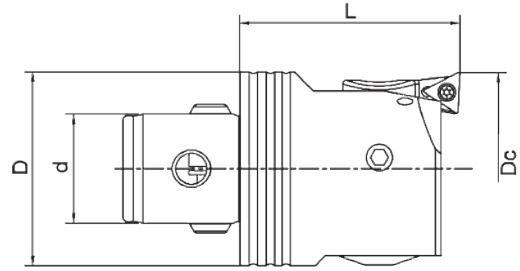


Boring Head Size	Dc	H	d	B	Bridge	Clamp Base	Balance Weight	Insert Seat Size
BF200300-40R	200-300	107	40	88	200300.40R	BF7080-34	BF7080-66	F5-1
BF300400-40R	300-400	107	40	88	300400.40R	BF7080-34	BF7080-66	F5-1
BF400500-60R	400-500	112	60	130	400500.60R	BF7080-34	BF7080-66	F5-2
BF500600-60R	500-600	117	60	130	500600.60R	BF7080-34	BF7080-66	F5-2
BF600700-60R	600-700	121	60	130	600700.60R	BF7080-34	BF7080-66	F5-3

**Delivery:** insert excluded, please purchase separately.

## Fine Boring Head

### 精镗头



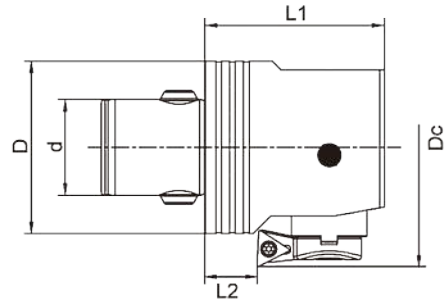
Boring Head Size	Dc	D	d	L	CK No.	Insert Seat Size	Insert
CK1-F2036-33	20-26	19	11	33	CK1	F1-1	TP08
CK1-F2036-33	25-31	19	11	33	CK1	F1-2	TP08
CK1-F2036-33	30-36	19	11	33	CK1	F1-3	TP08
CK2-F2547-36	25-33	24	14	36	CK2	F2-1	TP08
CK2-F2547-36	32-40	24	14	36	CK2	F2-2	TP08
CK2-F2547-36	39-47	24	14	36	CK2	F2-3	TP08
CK3-F3260-40	32-42	31	18	40	CK3	F3-1	TP08
CK3-F3260-40	41-51	31	18	40	CK3	F3-2	TP08
CK3-F3260-40	50-60	31	18	40	CK3	F3-3	TP08
CK4-F4166-46	41-54	39	22	46	CK4	F4-1	TC11
CK4-F4166-46	50-63	39	22	46	CK4	F4-2	TC11
CK4-F4166-46	61-74	39	22	46	CK4	F4-3	TC11
CK5-F5395-57	53-70	50	28	57	CK5	F5-1	TC11
CK5-F5395-57	65-82	50	28	57	CK5	F5-2	TC11
CK5-F5395-57	78-95	50	28	57	CK5	F5-3	TC11
CK6-F68150-71	68-100	64	36	71	CK6	F6-1	TC11
CK6-F68150-71	94-126	64	36	71	CK6	F6-2	TC11
CK6-F68150-71	118-150	64	36	71	CK6	F6-3	TC11
CK6-F100203-71	100-153	64	36	71	CK6	F6-1	TC11
CK6-F100203-71	126-179	64	36	71	CK6	F6-2	TC11
CK6-F100203-71	150-203	64	36	71	CK6	F6-3	TC11
CK7-F100203-71	100-153	90	46	117	CK7	F6-1	TC11
CK7-F100203-71	126-179	90	46	117	CK7	F6-2	TC11
CK7-F100203-71	150-203	90	46	117	CK7	F6-3	TC11

**Delivery:**

F\*-1 insert seat is included, please order F\*-2 and F\*-3 separately.

Insert excluded, please purchase separately.

## Fine Back Boring Head 反向精镗头

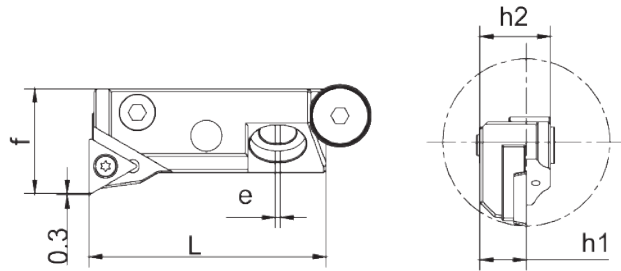


Boring Head Size	Dc	D	d	L1	L2	CK No.	Insert Seat Size	Insert
CK1-FB2036-33	31-31	19	11	33	10.5	CK1	F1-2	TP08
CK1-FB2036-33	30-36	19	11	33	10.5	CK1	F1-3	TP08
CK2-FB2547-36	36-40	24	14	36	11.5	CK2	F2-2	TP08
CK2-FB2547-36	39-47	24	14	36	11.5	CK2	F2-3	TP08
CK3-FB3260-40	46-51	31	18	40	10	CK3	F3-2	TP08
CK3-FB3260-40	50-60	31	18	40	10	CK3	F3-3	TP08
CK4-FB4166-46	53-63	39	22	46	14	CK4	F4-2	TC11
CK4-FB4166-46	61-74	39	22	46	14	CK4	F4-3	TC11
CK5-FB5395-57	62-70	50	28	57	19	CK5	F5-1	TC11
CK5-FB5395-57	65-82	50	28	57	19	CK5	F5-2	TC11
CK5-FB5395-57	78-95	50	28	57	19	CK5	F5-3	TC11
CK6-FB68150-71	80-100	64	36	71	22	CK6	F6-1	TC11
CK6-FB68150-71	94-126	64	36	71	22	CK6	F6-2	TC11
CK6-FB68150-71	118-150	64	36	71	22	CK6	F6-3	TC11
CK6-FB100203-71	112-153	64	36	71	22	CK6	F6-1	TC11
CK6-FB100203-71	126-179	64	36	71	22	CK6	F6-2	TC11
CK6-FB100203-71	150-203	64	36	71	22	CK6	F6-3	TC11
CK7-FB100203-71	112-153	90	46	71	38	CK7	F6-1	TC11
CK7-FB100203-71	126-179	90	46	71	38	CK7	F6-2	TC11
CK7-FB100203-71	150-203	90	46	71	38	CK7	F6-3	TC11

**Delivery:**

Insert excluded, please purchase separately.

## Small Fine Boring Head 精镗小刀夹



Size	Degree	Dmin	L	h1	h2	e	f	r	Insert
DF-1695L-CC06	95	28	45.5	8.8	13.5	1	16	0.4	CC..0602..
DF-1695R-CC06	95	28	45.5	8.8	13.5	1	16	0.4	CC..0602..
DF-1695L-TP09	95	28	45.5	8.8	13.5	1	16	0.4	TP..0902..
DF-1695R-TP09	95	28	45.5	8.8	13.5	1	16	0.4	TP..0902..
DF-2095L-TC11	95	36	45.5	8.8	13.5	1	20	0.4	TC..1102..
DF-2095R-TC11	95	36	45.5	8.8	13.5	1	20	0.4	TC..1102..
DF-1690L-CC06	90	28	45.5	8.8	13.5	1	16	0.4	CC..0602..
DF-1690R-CC06	90	28	45.5	8.8	13.5	1	16	0.4	CC..0602..
DF-1690L-TP09	90	28	45.5	8.8	13.5	1	16	0.4	TP..0902..
DF-1690R-TP09	90	28	45.5	8.8	13.5	1	16	0.4	TP..0902..
DF-2090L-TC11	90	36	45.5	8.8	13.5	1	20	0.4	TC..1102..
DF-2090R-TC11	90	36	45.5	8.8	13.5	1	20	0.4	TC..1102..

**Delivery:** insert excluded, please purchase separately.



**TOOL HOLDERS**

---

**ACCESSORY**

## ACCESSORY

### 附件

Morse Taper ER Collet Chuck.....	G.04
莫氏柄ER刀柄.....	211
Morse Taper OZ Collet Chuck.....	C.06
莫氏柄OZ刀柄 .....	213
Morse Taper Face Mill Holder .....	G.07
莫氏柄面铣刀柄.....	007
Morse Taper Combi Shell Mill Holder .....	G.08
莫氏柄混合插入式铣刀柄 .....	008
Morse Taper Tapping Chuck .....	G.09
莫氏柄攻丝刀柄 .....	009
ER Collet Chuck with Mini Nut.....	G.10
ER 弹簧夹头刀柄 .....	010
Straight Shank Tapping Chuck .....	G.13
弹性快换攻丝刀柄.....	013
ER Collet .....	G.14
ER 筒夹 .....	014
ER Collet Set .....	G.15
ER 筒夹套装 .....	015
ER Sealed Collet .....	G.16
ER 止水筒夹.....	016
Straight Shank Collet .....	G.17
SC 直柄筒夹 .....	017
OZ Collet .....	G.18
OZ 筒夹 .....	018
SKS Collet.....	G.20
SKS 筒夹.....	020
Tapping Collet.....	G.22
攻丝筒夹.....	022
BT Pull Stud.....	G.30
BT 拉钉.....	030
SK Pull Stud .....	G.31
SK 拉钉 .....	031
ISO 7388 Pull Stud .....	G.32
ISO 7388拉钉 .....	032
CAT Pull Stud .....	G.33
CAT 拉钉 .....	033
OTT Pull Stud .....	G.34
OTT 拉钉 .....	034
ISO Pull Stud .....	G.35
ISO 拉钉 .....	035
Mazak Pull Stud .....	G.36
马扎克拉钉 .....	036



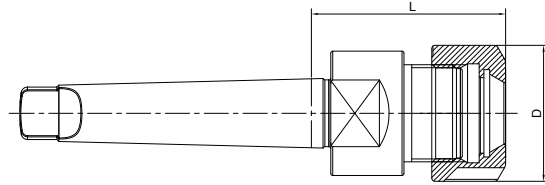
## ACCESSORY 附件

ER Nut .....	G.37
ER 压帽 .....	037
ER Sealed Nut .....	G.39
ER 止水压帽 .....	039
OZ Nut .....	G.40
OZ 压帽 .....	040
SKS Nut .....	G.41
SKS 压帽 .....	041
ER Spanner .....	G.42
ER 扳手 .....	042
Hook Spanner .....	G.44
勾头扳手 .....	044
Ball Spanner .....	G.45
滚珠扳手 .....	045
Boring Bar Sleeve .....	G.46
车床刀套 (公制) .....	046
B Bushing .....	G.48
车床刀套B型 .....	048
J Bushing .....	G.49
车床刀套J型 .....	049
C Bushing .....	G.50
车床刀套C型 .....	050
CV Bushing .....	G.51
车床刀套CV型 .....	051
DD Bushing .....	G.52
车床刀套DD型 .....	052
Z Bushing .....	G.53
车床刀套Z型 .....	053
Locking Device.....	G.54
锁刀座 .....	054
HSK Coolant Tube .....	G.56
HSK 冷却导管 .....	056
Clutch Drive Ring.....	G.57
驱动环 .....	057
Retaining Screw.....	G.58
压紧螺栓 .....	058
Clamping Kit .....	G.60
组合压板 .....	060
Balluff Data Carrier.....	G.61
巴鲁夫数据芯片 .....	061
Tool Holder Trolley .....	G.62
刀具车 .....	062



## ER Collet Chuck DIN6499

### ER 弹簧夹头刀柄

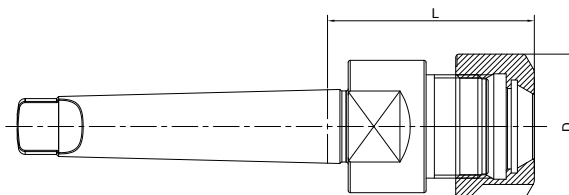


Size	D	L	Capacity
MTA2-ER16M-50	22	50	1-10
MTA2-ER20M-50	28	50	1-13
MTA2-ER25-60	42	60	2-16
MTA2-ER32-60	50	60	2-20
MTA3-ER16M-60	22	60	1-10
MTA3-ER20M-60	28	60	1-13
MTA3-ER25-60	42	60	2-16
MTA3-ER32-70	50	70	2-20
MTA3-ER40-80	63	80	3-26
MTA4-ER25-60	42	60	2-16
MTA4-ER32-70	50	70	2-20
MTA4-ER40-80	63	80	3-26
MTA5-ER40-80	63	80	3-26



## ER Collet Chuck DIN6499

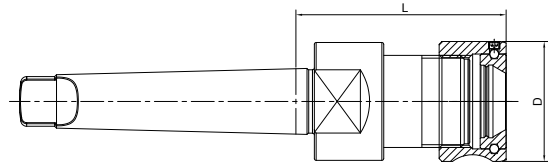
### ER 弹簧夹头刀柄



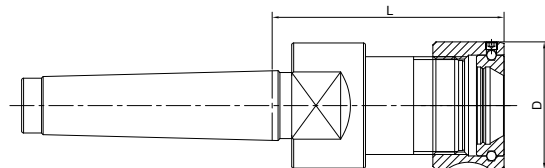
Size	D	L	Capacity
MTB1-ER11A-30	19	30	1-7
MTB1-ER16A-40	28	40	1-10
MTB2-ER16M-50	22	50	1-10
MTB2-ER20M-50	28	50	1-13
MTB2-ER11A-30	19	30	1-7
MTB2-ER16A-50	28	50	1-10
MTB2-ER20A-50	34	50	1-13
MTB2-ER25-47	42	47	2-16
MTB2-ER32-75	50	75	2-20
MTB2-ER40-80	63	80	3-26
MTB3-ER16M-60	22	60	1-10
MTB3-ER20M-50	28	50	1-13
MTB3-ER16A-50	28	50	1-10
MTB3-ER20A-50	36	50	1-13
MTB3-ER25-56	42	56	2-16
MTB3-ER32-60	50	60	2-20
MTB3-ER40-80	63	80	3-26
MTB4-ER25-60	42	60	2-16
MTB4-ER32-60	50	60	2-20
MTB4-ER40-80	63	80	3-26
MTB4-ER50-80	78	80	6-34
MTB5-ER40-80	63	80	3-26
MTB5-ER50-80	78	80	6-34

## OZ Collet Chuck DIN6391

### OZ 夹头刀柄

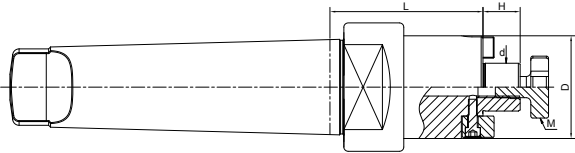


Size	D	L	Capacity
MTA2-OZ25-70	60	70	3-25
MTA3-OZ25-70	60	70	3-25
MTA4-OZ25-70	60	70	3-25

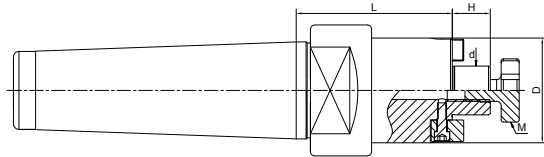


Size	D	L	Capacity
MTB2-OZ25-70	60	70	3-25
MTB3-OZ25-70	60	70	3-25
MTB4-OZ25-70	60	70	3-25
MTB4-OZ32-80	72	80	6-32
MTB5-OZ25-75	60	75	3-25
MTB5-OZ32-80	72	80	6-32

**Face Mill Holder DIN6357**  
面铣刀柄



Size	d	D	L	H	M
MTA2-FMB16-30	16	38	30	17	M8
MTA2-FMB22-30	22	48	30	19	M10
MTA2-FMB27-30	27	58	30	21	M12
MTA3-FMB16-30	16	38	30	17	M8
MTA3-FMB22-30	22	48	30	19	M10
MTA3-FMB27-30	27	58	30	21	M12
MTA3-FMB32-30	32	78	30	24	M16
MTA4-FMB16-32	16	38	32	17	M8
MTA4-FMB22-32	22	48	32	19	M10
MTA4-FMB27-32	27	58	32	21	M12
MTA4-FMB32-32	32	78	32	24	M16
MTA4-FMB40-32	40	88	32	27	M20

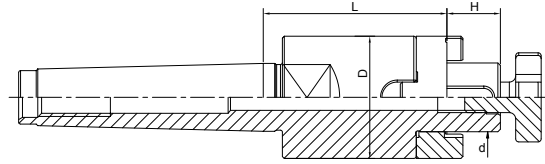


Size	d	D	L	H	M
MTB3-FMB16-48	16	38	48	17	M8
MTB3-FMB22-48	22	48	48	19	M10
MTB3-FMB27-48	27	58	48	21	M12
MTB3-FMB32-48	32	78	48	24	M16
MTB3-FMB40-48	40	88	48	27	M20
MTB4-FMB22-55	22	48	55	19	M10
MTB4-FMB27-55	27	58	55	21	M12
MTB4-FMB32-55	32	78	55	24	M16
MTB4-FMB40-55	40	88	55	27	M20



## Combi Shell Mill Holder DIN6358

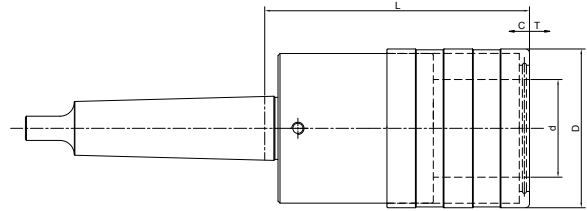
### 混合插入式铣刀柄



Size	d	D	H	L
MTB2-SEMC16-48	16	32	17	48
MTB2-SEMC22-48	22	40	19	48
MTB2-SEMC27-55	27	48	21	55
MTB2-SEMC32-55	32	58	24	55
MTB3-SEMC16-48	16	32	17	48
MTB3-SEMC22-50	22	40	19	50
MTB3-SEMC27-55	27	48	21	55
MTB3-SEMC32-55	32	58	24	55
MTB4-SEMC16-55	16	32	17	55
MTB4-SEMC22-55	22	40	19	55
MTB4-SEMC27-55	27	48	21	55
MTB4-SEMC32-55	32	58	24	55



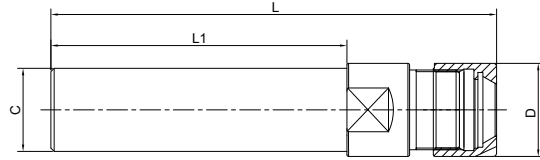
## Quick Change Tapping Chuck with Length Compensation 弹性快换攻丝刀柄



Size	D	d	L	T	C
MTA2-TC312-46	36	19	46	7.5	7.5
MTA3-TC312-46	36	19	46	7.5	7.5
MTA3-TC820-68	53	31	68	12.5	12.5
MTA4-TC820-70	35	31	70	12.5	12.5
MTA4-TC1433-108	78	48	108	22	22
MTA5-TC1433-103	78	48	103	22	22

## ER Collet Chuck with Mini Nut DIN6499

### ER 弹簧夹头刀柄



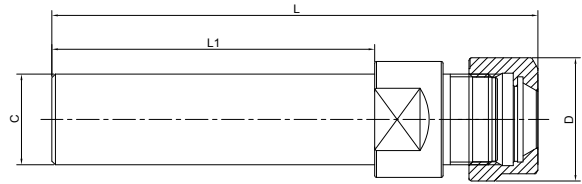
#### Metric

Size	C	D	L1	L
C8-ER8M-100	08	12	100	124.5
C10-ER8M-100	10	12	100	124.5
C10-ER8M-150	10	12	150	174.5
C12-ER11M-100	12	16	100	125
C16-ER11M-100	16	16	100	125
C16-ER11M-150	16	16	150	175
C16-ER16M-100	16	22	100	131
C16-ER16M-150	16	22	150	181
C20-ER16M-100	20	22	100	131
C20-ER16M-150	20	22	150	181
C20-ER20M-100	20	28	100	137
C20-ER20M-150	20	28	150	187
C25-ER16M-100	25	22	100	131
C25-ER16M-150	25	22	150	181
C25-ER20M-100	25	28	100	137
C25-ER20M-150	25	28	150	187

#### Inch

Size	C	D	L1	L
C1/2"-ER11M-4.0"	1/2"	16	4"	126.6
C1/2"-ER11M-6.0"	1/2"	16	6"	177.4
C1/2"-ER16M-4.0"	1/2"	22	4"	132.6
C1/2"-ER16M-6.0"	1/2"	22	6"	183.4

## ER Collet Chuck with Hex Nut DIN6499 ER 弹簧夹头刀柄



### Metric

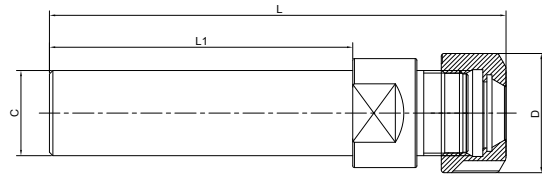
Size	C	D	L1	L
C10-ER8A-100	10	13.3	100	124.5
C10-ER11A-100	10	19	100	124
C12-ER8A-100	12	13.3	100	124.5
C12-ER11A-100	12	19	100	124
C16-ER11A-50	16	19	50	74
C16-ER11A-100	16	19	100	124
C16A-ER16A-100	16	28	100	131
C16A-ER16A-150	16	28	150	181
C20-ER16A-100	20	28	100	131
C20-ER16A-150	20	28	150	181
C20A-ER20A-100	20	34	100	136.5
C20A-ER20A-150	20	34	150	186.5
C25-ER16A-100	25	28	100	136.5
C25-ER16A-150	25	28	150	186.5
C25-ER20A-100	25	34	100	136.5
C25-ER20A-150	25	34	150	186.5

### Inch

Size	C	D	L1	L
C1/2"-ER11A-3.5"	1/2"	19	3.5"	112.9
C1/2"-ER11A-6"	1/2"	19	6"	176.4
C3/4"-ER16A-4"	3/4"	28	4"	132.6
C3/4"-ER16A-6"	3/4"	28	6"	183.4
C3/4"-ER20A-4"	3/4"	34	4"	138.6
C3/4"-ER20A-6"	3/4"	34	6"	189.4

## ER Collet Chuck with UM Nut DIN6499

### ER 弹簧夹头刀柄



#### Metric

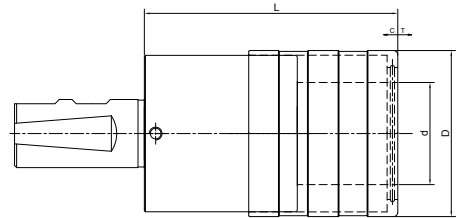
Size	C	D	L1	L
C20-ER25UM-100	20	42	100	144
C25-ER25UM-100	25	42	100	144
C25-ER25UM-150	25	42	150	194
C25-ER25UM-200	25	42	200	244
C25-ER32UM-100	25	50	100	148
C32-ER25UM-100	32	42	100	144
C32-ER25UM-150	32	42	150	194
C32-ER32UM-100	32	50	100	148
C32-ER32UM-150	32	50	150	198
C32-ER32UM-200	32	50	200	248
C32-ER40UM-100	32	63	100	151
C40-ER32UM-100	40	50	100	148
C40-ER40UM-100	40	63	100	151
C40-ER40UM-150	40	63	150	201

#### Inch

Size	C	D	L1	L
C3/4"-ER25-4"	3/4"	42	4"	145.6
C1"-ER25-6"	1"	42	6"	196.4
C1"-ER32-4"	1"	50	4"	149.6
C1-1/4"-ER32-6"	1-1/4"	50	6"	200.4

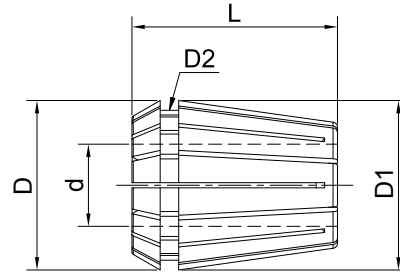


## Quick Change Tapping Chuck with Length Compensation 弹性快换攻丝刀柄



Size	L	D	d	T	C
SLAB20-TC312-41	41	36	19	7.5	7.5
SLAB25-TC312-41	41	36	19	7.5	7.5
SLAB25-TC820-63	63	53	31	12.5	12.5
SLAB32-TC312-41	41	36	19	7.5	7.5
SLAB32-TC820-63	63	53	31	12.5	12.5
SLAB32-TC1433-97	97	78	48	22	22
SLAB40-TC312-41	41	36	19	7.5	7.5
SLAB40-TC820-63	63	53	31	12.5	12.5
SLAB40-TC1433-97	97	78	48	22	22

## ER Collet ER 弹簧夹头



### Metric

Size	d	D1	D	D2	L
ER8-01	1-0.5	8	8.45	6.5	13.5
ER8-01.5	1.5-1	8	8.45	6.5	13.5
ER8-02	2-1.5	8	8.45	6.5	13.5
ER8-02.5	2.5-2	8	8.45	6.5	13.5
ER8-03	3-2.5	8	8.45	6.5	13.5
ER8-03.5	3.5-3	8	8.45	6.5	13.5
ER8-04	4-3.5	8	8.45	6.5	13.5
ER8-04.5	4.5-4	8	8.45	6.5	13.5
ER8-05	5-4.5	8	8.45	6.5	13.5

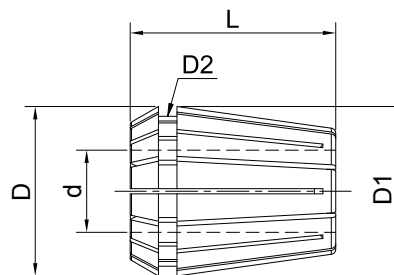
ER11-01	1-0.5	11	11.5	9.5	18
ER11-01.5	1.5-1	11	11.5	9.5	18
ER11-02	2-1.5	11	11.5	9.5	18
ER11-02.5	2.5-2	11	11.5	9.5	18
ER11-03	3-2.5	11	11.5	9.5	18
ER11-03.5	3.5-3	11	11.5	9.5	18
ER11-04	4-3.5	11	11.5	9.5	18
ER11-04.5	4.5-4	11	11.5	9.5	18
ER11-05	5-4.5	11	11.5	9.5	18
ER11-05.5	5.5-5	11	11.5	9.5	18
ER11-06	6-5.5	11	11.5	9.5	18
ER11-06.5	6.5-6	11	11.5	9.5	18
ER11-07	7-6.5	11	11.5	9.5	18

ER16-01	1-0.5	16	17	13.8	27.5
ER16-02	2-1	16	17	13.8	27.5
ER16-03	3-2	16	17	13.8	27.5
ER16-04	4-3	16	17	13.8	27.5
ER16-05	5-4	16	17	13.8	27.5
ER16-06	6-5	16	17	13.8	27.5
ER16-07	7-6	16	17	13.8	27.5
ER16-08	8-7	16	17	13.8	27.5
ER16-09	9-8	16	17	13.8	27.5
ER16-10	10-9	16	17	13.8	27.5

Size	d	D1	D	D2	L
ER20-01	1-0.5	20	21	17.4	31.5
ER20-02	2-1	20	21	17.4	31.5
ER20-03	3-2	20	21	17.4	31.5
ER20-04	4-3	20	21	17.4	31.5
ER20-05	5-4	20	21	17.4	31.5
ER20-06	6-5	20	21	17.4	31.5
ER20-07	7-6	20	21	17.4	31.5
ER20-08	8-7	20	21	17.4	31.5
ER20-09	9-8	20	21	17.4	31.5
ER20-10	10-9	20	21	17.4	31.5
ER20-11	11-10	20	21	17.4	31.5
ER20-12	12-11	20	21	17.4	31.5
ER20-13	13-12	20	21	17.4	31.5

ER25-01	1-0.5	25	26	22	34
ER25-02	2-1	25	26	22	34
ER25-03	3-2	25	26	22	34
ER25-04	4-3	25	26	22	34
ER25-05	5-4	25	26	22	34
ER25-06	6-5	25	26	22	34
ER25-07	7-6	25	26	22	34
ER25-08	8-7	25	26	22	34
ER25-09	9-8	25	26	22	34
ER25-10	10-9	25	26	22	34
ER25-11	11-10	25	26	22	34
ER25-12	12-11	25	26	22	34
ER25-13	13-12	25	26	22	34
ER25-14	14-13	25	26	22	34
ER25-15	15-14	25	26	22	34
ER25-16	16-15	25	26	22	34

## ER Collet ER 弹簧夹头



### Metric

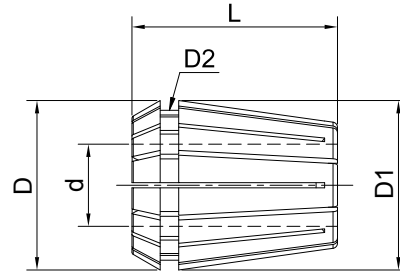
Size	d	D1	D	D2	L
ER32-02	2-1	32	33	29.2	40
ER32-03	3-2	32	33	29.2	40
ER32-04	4-3	32	33	29.2	40
ER32-05	5-4	32	33	29.2	40
ER32-06	6-5	32	33	29.2	40
ER32-07	7-6	32	33	29.2	40
ER32-08	8-7	32	33	29.2	40
ER32-09	9-8	32	33	29.2	40
ER32-10	10-9	32	33	29.2	40
ER32-11	11-10	32	33	29.2	40
ER32-12	12-11	32	33	29.2	40
ER32-13	13-12	32	33	29.2	40
ER32-14	14-13	32	33	29.2	40
ER32-15	15-14	32	33	29.2	40
ER32-16	16-15	32	33	29.2	40
ER32-17	17-16	32	33	29.2	40
ER32-18	18-17	32	33	29.2	40
ER32-19	19-18	32	33	29.2	40
ER32-20	20-19	32	33	29.2	40

ER40-03	3-2	40	41	36.2	46
ER40-04	4-3	40	41	36.2	46
ER40-05	5-4	40	41	36.2	46
ER40-06	6-5	40	41	36.2	46
ER40-07	7-6	40	41	36.2	46
ER40-08	8-7	40	41	36.2	46
ER40-09	9-8	40	41	36.2	46
ER40-10	10-9	40	41	36.2	46
ER40-11	11-10	40	41	36.2	46
ER40-12	12-11	40	41	36.2	46
ER40-13	13-12	40	41	36.2	46

Size	d	D1	D	D2	L
ER40-14	14-13	41	36.2	46	1.0
ER40-15	15-14	41	36.2	46	1.0
ER40-16	16-15	41	36.2	46	1.0
ER40-17	17-16	41	36.2	46	1.0
ER40-18	18-17	41	36.2	46	1.0
ER40-19	19-18	41	36.2	46	1.0
ER40-20	20-19	41	36.2	46	1.0
ER40-21	21-20	41	36.2	46	1.0
ER40-22	22-21	41	36.2	46	1.0
ER40-23	23-22	41	36.2	46	1.0
ER40-24	24-23	41	36.2	46	1.0
ER40-25	25-24	41	36.2	46	1.0
ER40-26	26-25	41	36.2	46	1.0

ER50-06	6-4	52	46	60	2.0
ER50-08	8-6	52	46	60	2.0
ER50-10	10-8	52	46	60	2.0
ER50-12	12-10	52	46	60	2.0
ER50-14	14-12	52	46	60	2.0
ER50-16	16-14	52	46	60	2.0
ER50-18	18-16	52	46	60	2.0
ER50-20	20-18	52	46	60	2.0
ER50-22	22-20	52	46	60	2.0
ER50-24	24-22	52	46	60	2.0
ER50-26	26-24	52	46	60	2.0
ER50-28	28-26	52	46	60	2.0
ER50-30	30-28	52	46	60	2.0
ER50-32	32-30	52	46	60	2.0
ER50-34	34-32	52	46	60	2.0

## ER Collet ER 弹簧夹头



### Metric

Size	d	D1	D	D2	L
ER11-3/64"	3/64	11	11.5	9.5	18
ER11-1/16"	1/16	11	11.5	9.5	18
ER11-5/64"	5/64	11	11.5	9.5	18
ER11-3/32"	3/32	11	11.5	9.5	18
ER11-7/64"	7/64	11	11.5	9.5	18
ER11-1/8"	1/8	11	11.5	9.5	18
ER11-9/64"	9/64	11	11.5	9.5	18
ER11-5/32"	5/32	11	11.5	9.5	18
ER11-11/64"	11/64	11	11.5	9.5	18
ER11-3/16"	3/16	11	11.5	9.5	18
ER11-13/64"	13/64	11	11.5	9.5	18
ER11-7/32"	7/32	11	11.5	9.5	18
ER11-15/64"	15/64	11	11.5	9.5	18
ER11-1/4"	1/4	11	11.5	9.5	18
ER11-17/64"	17/64	11	11.5	9.5	18

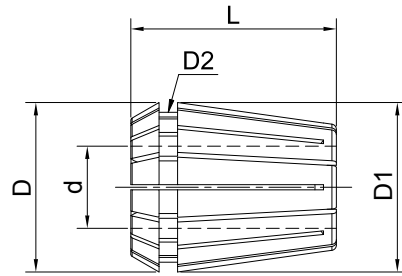
ER16-3/64"	3/64	16	17	13.8	27.5
ER16-1/16"	1/16	16	17	13.8	27.5
ER16-5/64"	5/64	16	17	13.8	27.5
ER16-3/32"	3/32	16	17	13.8	27.5
ER16-7/64"	7/64	16	17	13.8	27.5
ER16-1/8"	1/8	16	17	13.8	27.5
ER16-9/64"	9/64	16	17	13.8	27.5
ER16-5/32"	5/32	16	17	13.8	27.5
ER16-11/64"	11/64	16	17	13.8	27.5
ER16-3/16"	3/16	16	17	13.8	27.5
ER16-13/64"	13/64	16	17	13.8	27.5
ER16-7/32"	7/32	16	17	13.8	27.5
ER16-15/64"	15/64	16	17	13.8	27.5
ER16-1/4"	1/4	16	17	13.8	27.5
ER16-17/64"	17/64	16	17	13.8	27.5
ER16-9/32"	9/32	16	17	13.8	27.5
ER16-19/64"	19/64	16	17	13.8	27.5
ER16-5/16"	5/16	16	17	13.8	27.5
ER16-21/64"	21/64	16	17	13.8	27.5

Size	d	D1	D	D2	L
ER16-11/32"	11/32	16	17	13.8	27.5
ER16-23/64"	23/64	16	17	13.8	27.5
ER16-3/8"	3/8	16	17	13.8	27.5

ER20-3/64"	3/64	20	21	17.4	31.5
ER20-1/16"	1/16	20	21	17.4	31.5
ER20-5/64"	5/64	20	21	17.4	31.5
ER20-3/32"	3/32	20	21	17.4	31.5
ER20-7/64"	7/64	20	21	17.4	31.5
ER20-1/8"	1/8	20	21	17.4	31.5
ER20-9/64"	9/64	20	21	17.4	31.5
ER20-5/32"	5/32	20	21	17.4	31.5
ER20-11/64"	11/64	20	21	17.4	31.5
ER20-3/16"	3/16	20	21	17.4	31.5
ER20-13/64"	13/64	20	21	17.4	31.5
ER20-7/32"	7/32	20	21	17.4	31.5
ER20-15/64"	15/64	20	21	17.4	31.5
ER20-1/4"	1/4	20	21	17.4	31.5
ER20-17/64"	17/64	20	21	17.4	31.5
ER20-9/32"	9/32	20	21	17.4	31.5
ER20-19/64"	19/64	20	21	17.4	31.5
ER20-5/16"	5/16	20	21	17.4	31.5
ER20-21/64"	21/64	20	21	17.4	31.5
ER20-11/32"	11/32	20	21	17.4	31.5
ER20-23/64"	23/64	20	21	17.4	31.5
ER20-3/8"	3/8	20	21	17.4	31.5
ER20-25/64"	25/64	20	21	17.4	31.5
ER20-13/32"	13/32	20	21	17.4	31.5
ER20-27/64"	27/64	20	21	17.4	31.5
ER20-7/16"	7/16	20	21	17.4	31.5
ER20-29/64"	29/64	20	21	17.4	31.5
ER20-15/32"	15/32	20	21	17.4	31.5
ER20-31/64"	31/64	20	21	17.4	31.5
ER20-1/2"	1/2	20	21	17.4	31.5
ER20-33/64"	33/64	20	21	17.4	31.5



## ER Collet ER 弹簧夹头



### Metric

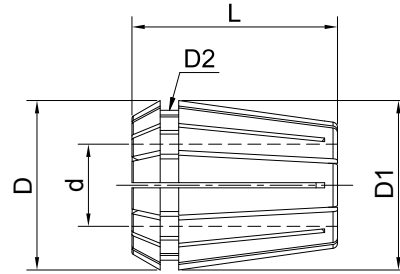
Size	d	D1	D	D2	L
ER25-3/64"	3/64	25	26	22	34
ER25-1/16"	1/16	25	26	22	34
ER25-5/64"	5/64	25	26	22	34
ER25-3/32"	3/32	25	26	22	34
ER25-7/64"	7/64	25	26	22	34
ER25-1/8"	1/8	25	26	22	34
ER25-9/64"	9/64	25	26	22	34
ER25-5/32"	5/32	25	26	22	34
ER25-11/64"	11/64	25	26	22	34
ER25-3/16"	3/16	25	26	22	34
ER25-13/64"	13/64	25	26	22	34
ER25-7/32"	7/32	25	26	22	34
ER25-15/64"	15/64	25	26	22	34
ER25-1/4"	1/4	25	26	22	34
ER25-17/64"	17/64	25	26	22	34
ER25-9/32"	9/32	25	26	22	34
ER25-19/64"	19/64	25	26	22	34
ER25-5/16"	5/16	25	26	22	34
ER25-21/64"	21/64	25	26	22	34
ER25-11/32"	11/32	25	26	22	34
ER25-23/64"	23/64	25	26	22	34
ER25-3/8"	3/8	25	26	22	34
ER25-25/64"	25/64	25	26	22	34
ER25-13/32"	13/32	25	26	22	34
ER25-27/64"	27/64	25	26	22	34
ER25-7/16"	7/16	25	26	22	34
ER25-29/64"	29/64	25	26	22	34
ER25-15/32"	15/32	25	26	22	34
ER25-31/64"	31/64	25	26	22	34
ER25-1/2"	1/2	25	26	22	34
ER25-33/64"	33/64	25	26	22	34
ER25-17/32"	17/32	25	26	22	34
ER25-35/64"	35/64	25	26	22	34
ER25-9/16"	9/16	25	26	22	34
ER25-37/64"	37/64	25	26	22	34

Size	d	D1	D	D2	L
ER25-19/32"	19/32	25	26	22	34
ER25-39/64"	39/64	25	26	22	34
ER25-5/8"	5/8	25	26	22	34

ER32-1/16"	1/16	32	33	29.2	40
ER32-3/32"	3/32	32	33	29.2	40
ER32-1/8"	1/8	32	33	29.2	40
ER32-5/32"	5/32	32	33	29.2	40
ER32-3/16"	3/16	32	33	29.2	40
ER32-7/32"	7/32	32	33	29.2	40
ER32-1/4"	1/4	32	33	29.2	40
ER32-9/32"	9/32	32	33	29.2	40
ER32-5/16"	5/16	32	33	29.2	40
ER32-11/32"	11/32	32	33	29.2	40
ER32-3/8"	3/8	32	33	29.2	40
ER32-13/32"	13/32	32	33	29.2	40
ER32-7/16"	7/16	32	33	29.2	40
ER32-15/32"	15/32	32	33	29.2	40
ER32-1/2"	1/2	32	33	29.2	40
ER32-17/32"	17/32	32	33	29.2	40
ER32-9/16"	9/16	32	33	29.2	40
ER32-19/32"	19/32	32	33	29.2	40
ER32-5/8"	5/8	32	33	29.2	40
ER32-21/32"	21/32	32	33	29.2	40
ER32-11/16"	11/16	32	33	29.2	40
ER32-23/32"	23/32	32	33	29.2	40
ER32-3/4"	3/4	32	33	29.2	40
ER32-25/32"	25/32	32	33	29.2	40

## ER Collet

### ER 弹簧夹头



#### Metric

Size	d	D1	D	D2	L
ER40-1/8"	1/8	40	41	36.2	46
ER40-5/32"	5/32	40	41	36.2	46
ER40-3/16"	3/16	40	41	36.2	46
ER40-7/32"	7/32	40	41	36.2	46
ER40-1/4"	1/4	40	41	36.2	46
ER40-9/32"	9/32	40	41	36.2	46
ER40-5/16"	5/16	40	41	36.2	46
ER40-11/32"	11/32	40	41	36.2	46
ER40-3/8"	3/8	40	41	36.2	46
ER40-13/32"	13/32	40	41	36.2	46
ER40-7/16"	7/16	40	41	36.2	46
ER40-15/32"	15/32	40	41	36.2	46
ER40-1/2"	1/2	40	41	36.2	46
ER40-17/32"	17/32	40	41	36.2	46
ER40-9/16"	9/16	40	41	36.2	46
ER40-19/32"	19/32	40	41	36.2	46
ER40-5/8"	5/8	40	41	36.2	46
ER40-21/32"	21/32	40	41	36.2	46
ER40-11/16"	11/16	40	41	36.2	46
ER40-23/32"	23/32	40	41	36.2	46
ER40-3/4"	3/4	40	41	36.2	46
ER40-25/32"	25/32	40	41	36.2	46
ER40-13/16"	13/16	40	41	36.2	46
ER40-27/32"	27/32	40	41	36.2	46
ER40-7/8"	7/8	40	41	36.2	46
ER40-29/32"	29/32	40	41	36.2	46
ER40-15/16"	15/16	40	41	36.2	46
ER40-31/32"	31/32	40	41	36.2	46

Size	d	D1	D	D2	L
ER50-1/4"	1/4	50	52	46	60
ER50-9/32"	9/32	50	52	46	60
ER50-5/16"	5/16	50	52	46	60
ER50-11/32"	11/32	50	52	46	60
ER50-3/8"	3/8	50	52	46	60
ER50-13/32"	13/32	50	52	46	60
ER50-7/16"	7/16	50	52	46	60
ER50-15/32"	15/32	50	52	46	60
ER50-1/2"	1/2	50	52	46	60
ER50-17/32"	17/32	50	52	46	60
ER50-9/16"	9/16	50	52	46	60
ER50-19/32"	19/32	50	52	46	60
ER50-5/8"	5/8	50	52	46	60
ER50-21/32"	21/32	50	52	46	60
ER50-11/16"	11/16	50	52	46	60
ER50-23/32"	23/32	50	52	46	60
ER50-3/4"	3/4	50	52	46	60
ER50-25/32"	25/32	50	52	46	60
ER50-13/16"	13/16	50	52	46	60
ER50-27/32"	27/32	50	52	46	60
ER50-7/8"	7/8	50	52	46	60
ER50-29/32"	29/32	50	52	46	60
ER50-15/16"	15/16	50	52	46	60
ER50-31/32"	31/32	50	52	46	60
ER50-1"	1"	50	52	46	60
ER50-1-1/32"	1-1/32	50	52	46	60
ER50-1-1/16"	1-1/16	50	52	46	60
ER50-1-3/32"	1-3/32	50	52	46	60
ER50-1-1/8"	1-1/8	50	52	46	60
ER50-1-5/32"	1-5/32	50	52	46	60
ER50-1-3/16"	1-3/16	50	52	46	60
ER50-1-7/32"	1-7/32	50	52	46	60
ER50-1-1/4"	1-1/4	50	52	46	60
ER50-1-9/32"	1-9/32	50	52	46	60
ER50-1-5/16"	1-5/16	50	52	46	60

## ER Collet Set ER 筒夹套装



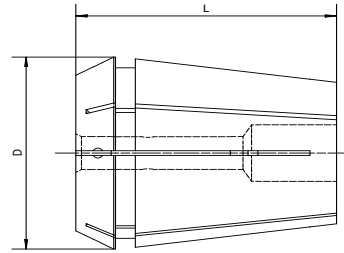
### Metric

Size	Collet Diameter	PCS/SET
ER8-9 PCS	1,1.5,2,2.5,3,3.5,4,4.5,5	9
ER8-5 PCS	1,2,3,4,5	5
ER11-7 PCS	1,2,3,4,5,6,7	7
ER11-13 PCS	1,1.5,2,2.5,3,3.5,4,4.5,5,5.5,6,6.5,7	13
ER16-10 PCS	1,2,3,4,5,6,7,8,9,10	10
ER20-13 PCS	1,2,3,4,5,6,7,8,9,10,11,12,13	13
ER25-15 PCS	2,3,4,5,6,7,8,9,10,11,12,13,14,15,16	15
ER32-18 PCS	3,4,5,6,7,8,9,10,11,12,13,14,15,16,17,18,19,20	18
ER40-23 PCS	4,5,6,7,8,9,10,11,12,13,14,15,16,17,18,19,20,21,22,23,24,25,26	23

### Inch

Size	Collet Diameter	PCS/SET
ER8-6 PCS (inch)	1/32, 1/16, 3/32, 1/8, 5/32, 3/16	6
ER16-8 PCS (inch)	1/8, 5/32, 3/16, 7/32, 1/4, 5/16, 11/32, 3/8	8
ER20-11 PCS (inch)	1/8, 5/32, 3/16, 7/32, 1/4, 9/32, 5/16, 11/32, 3/8, 7/16, 1/2	11
ER25-9 PCS (inch)	1/8, 3/16, 1/4, 5/16, 3/8, 7/16, 1/2, 9/16, 5/8	9
ER32-18 PCS (inch)	"1/8, 5/32, 3/16, 7/32, 1/4, 9/32, 5/16, 11/32, 3/8, 13/32, 7/16, 15/32, 1/2, 9/16, 5/8, 11/16, 23/32, 3/4"	18
ER40-23 PCS (inch)	1/8, 5/32, 3/16, 7/32, 1/4, 9/32, 5/16, 11/32, 3/8, 13/32, 7/16, 15/32, 1/2, 9/16, 5/8, 11/16, 23/32, 3/4, 13/16, 27/32, 7/8, 29/32, 1"	23

## Rubber Sealed Collet ER 胶条止水筒夹



Size	D	L	Diameter
ERS16-03	16.74	27.5	3
ERS16-04	16.74	27.5	4
ERS16-05	16.74	27.5	5
ERS16-06	16.74	27.5	6
ERS16-07	16.74	27.5	7
ERS16-08	16.74	27.5	8
ERS16-09	16.74	27.5	9
ERS16-10	16.74	27.5	10

Size	D	L	Diameter
ERS16-03	16.74	27.5	3
ERS16-04	16.74	27.5	4
ERS16-05	16.74	27.5	5
ERS16-06	16.74	27.5	6
ERS16-07	16.74	27.5	7
ERS16-08	16.74	27.5	8
ERS16-09	16.74	27.5	9
ERS16-10	16.74	27.5	10

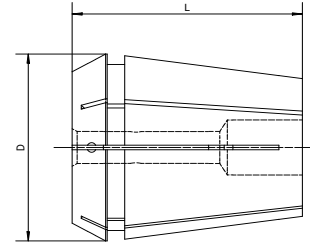
ERS20-03	20.74	31.5	3
ERS20-04	20.74	31.5	4
ERS20-05	20.74	31.5	5
ERS20-06	20.74	31.5	6
ERS20-07	20.74	31.5	7
ERS20-08	20.74	31.5	8
ERS20-09	20.74	31.5	9
ERS20-10	20.74	31.5	10
ERS20-11	20.74	31.5	11
ERS20-12	20.74	31.5	12
ERS20-13	20.74	31.5	13

ERS20-03	20.74	31.5	3
ERS20-04	20.74	31.5	4
ERS20-05	20.74	31.5	5
ERS20-06	20.74	31.5	6
ERS20-07	20.74	31.5	7
ERS20-08	20.74	31.5	8
ERS20-09	20.74	31.5	9
ERS20-10	20.74	31.5	10
ERS20-11	20.74	31.5	11
ERS20-12	20.74	31.5	12
ERS20-13	20.74	31.5	13

ERS25-03	25.74	34	3
ERS25-04	25.74	34	4
ERS25-05	25.74	34	5
ERS25-06	25.74	34	6
ERS25-07	25.74	34	7
ERS25-08	25.74	34	8
ERS25-09	25.74	34	9
ERS25-10	25.74	34	10
ERS25-11	25.74	34	11
ERS25-12	25.74	34	12
ERS25-13	25.74	34	13
ERS25-14	25.74	34	14
ERS25-15	25.74	34	15
ERS25-16	25.74	34	16

ERS25-03	25.74	34	3
ERS25-04	25.74	34	4
ERS25-05	25.74	34	5
ERS25-06	25.74	34	6
ERS25-07	25.74	34	7
ERS25-08	25.74	34	8
ERS25-09	25.74	34	9
ERS25-10	25.74	34	10
ERS25-11	25.74	34	11
ERS25-12	25.74	34	12
ERS25-13	25.74	34	13
ERS25-14	25.74	34	14
ERS25-15	25.74	34	15
ERS25-16	25.74	34	16

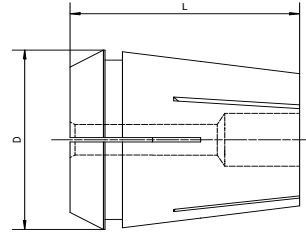
## Rubber Sealed Collet ER 胶条止水筒夹



Size	D	L	Diameter
ERS32-03	32.74	40	3
ERS32-04	32.74	40	4
ERS32-05	32.74	40	5
ERS32-06	32.74	40	6
ERS32-07	32.74	40	7
ERS32-08	32.74	40	8
ERS32-09	32.74	40	9
ERS32-10	32.74	40	10
ERS32-11	32.74	40	11
ERS32-12	32.74	40	12
ERS32-13	32.74	40	13
ERS32-14	32.74	40	14
ERS32-15	32.74	40	15
ERS32-16	32.74	40	16
ERS32-17	32.74	40	17
ERS32-18	32.74	40	18
ERS32-19	32.74	40	19
ERS32-20	32.74	40	20

Size	D	L	Diameter
ERS40-04	40.74	46	4
ERS40-05	40.74	46	5
ERS40-06	40.74	46	6
ERS40-07	40.74	46	7
ERS40-08	40.74	46	8
ERS40-09	40.74	46	9
ERS40-10	40.74	46	10
ERS40-11	40.74	46	11
ERS40-12	40.74	46	12
ERS40-13	40.74	46	13
ERS40-14	40.74	46	14
ERS40-15	40.74	46	15
ERS40-16	40.74	46	16
ERS40-17	40.74	46	17
ERS40-18	40.74	46	18
ERS40-19	40.74	46	19
ERS40-20	40.74	46	20
ERS40-21	40.74	46	21
ERS40-22	40.74	46	22
ERS40-23	40.74	46	23
ERS40-24	40.74	46	24
ERS40-25	40.74	46	25
ERS40-26	40.74	46	26

## ER Sealed Collet ER 刚性止水筒夹



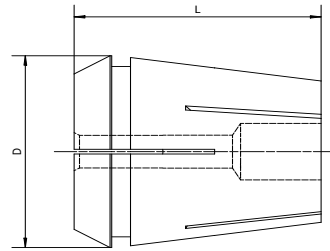
Size	D	L	Diameter
ER11SS-03	11.3	18	3
ER11SS-03.5	11.3	18	3.5
ER11SS-04	11.3	18	4
ER11SS-04.5	11.3	18	4.5
ER11SS-05	11.3	18	5
ER11SS-05.5	11.3	18	5.5
ER11SS-06	11.3	18	6
ER11SS-06.5	11.3	18	6.5
ER11SS-07	11.3	18	7

ER16SS-03	16.74	27.5	3
ER16SS-04	16.74	27.5	4
ER16SS-05	16.74	27.5	5
ER16SS-06	16.74	27.5	6
ER16SS-07	16.74	27.5	7
ER16SS-08	16.74	27.5	8
ER16SS-09	16.74	27.5	9
ER16SS-10	16.74	27.5	10

ER20SS-03	20.74	31.5	3
ER20SS-04	20.74	31.5	4
ER20SS-05	20.74	31.5	5
ER20SS-06	20.74	31.5	6
ER20SS-07	20.74	31.5	7
ER20SS-08	20.74	31.5	8
ER20SS-09	20.74	31.5	9
ER20SS-10	20.74	31.5	10
ER20SS-11	20.74	31.5	11
ER20SS-12	20.74	31.5	12
ER20SS-13	20.74	31.5	13

Size	D	L	Diameter
ER25SS-03	25.74	34	3
ER25SS-04	25.74	34	4
ER25SS-05	25.74	34	5
ER25SS-06	25.74	34	6
ER25SS-07	25.74	34	7
ER25SS-08	25.74	34	8
ER25SS-09	25.74	34	9
ER25SS-10	25.74	34	10
ER25SS-11	25.74	34	11
ER25SS-12	25.74	34	12
ER25SS-13	25.74	34	13
ER25SS-14	25.74	34	14
ER25SS-15	25.74	34	15
ER25SS-16	25.74	34	16

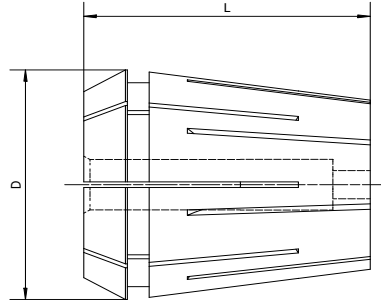
**ER Sealed Collet**  
**ER 刚性止水筒夹**



Size	D	L	Diameter
ER32SS-03	32.74	40	3
ER32SS-04	32.74	40	4
ER32SS-05	32.74	40	5
ER32SS-06	32.74	40	6
ER32SS-07	32.74	40	7
ER32SS-08	32.74	40	8
ER32SS-09	32.74	40	9
ER32SS-10	32.74	40	10
ER32SS-11	32.74	40	11
ER32SS-12	32.74	40	12
ER32SS-13	32.74	40	13
ER32SS-14	32.74	40	14
ER32SS-15	32.74	40	15
ER32SS-16	32.74	40	16
ER32SS-17	32.74	40	17
ER32SS-18	32.74	40	18
ER32SS-19	32.74	40	19
ER32SS-20	32.74	40	20

Size	D	L	Diameter
ER40SS-04	40.74	46	4
ER40SS-05	40.74	46	5
ER40SS-06	40.74	46	6
ER40SS-07	40.74	46	7
ER40SS-08	40.74	46	8
ER40SS-09	40.74	46	9
ER40SS-10	40.74	46	10
ER40SS-11	40.74	46	11
ER40SS-12	40.74	46	12
ER40SS-13	40.74	46	13
ER40SS-14	40.74	46	14
ER40SS-15	40.74	46	15
ER40SS-16	40.74	46	16
ER40SS-17	40.74	46	17
ER40SS-18	40.74	46	18
ER40SS-19	40.74	46	19
ER40SS-20	40.74	46	20
ER40SS-21	40.74	46	21
ER40SS-22	40.74	46	22
ER40SS-23	40.74	46	23
ER40SS-24	40.74	46	24
ER40SS-25	40.74	46	25
ER40SS-26	40.74	46	26

## ER Sealed Collet ER 攻丝筒夹



Size	D	L	Diameter
ER16G (3.5*2.7)	16.74	27.5	3.5*2.7
ER16G (4.0*3.0)	16.74	27.5	4.0*3.0
ER16G (4.5*3.4)	16.74	27.5	4.5*3.4
ER16G (5.5*4.3)	16.74	27.5	5.5*4.3
ER16G (6*4.9)	16.74	27.5	6*4.9
ER16G (7*5.5)	16.74	27.5	7*5.5
ER16G (8*6.2)	16.74	27.5	8*6.2

ER20G (3.5*2.7)	20.74	31.5	3.5*2.7
ER20G (4.0*3.0)	20.74	31.5	4.0*3.0
ER20G (4.5*3.4)	20.74	31.5	4.5*3.4
ER20G (5.5*4.3)	20.74	31.5	5.5*4.3
ER20G (6.0*4.9)	20.74	31.5	6.0*4.9
ER20G (7*5.5)	20.74	31.5	7*5.5
ER20G (8*6.2)	20.74	31.5	8*6.2
ER20G (9*7.0)	20.74	31.5	9*7.0
ER20G (10*8.0)	20.74	31.5	10*8.0

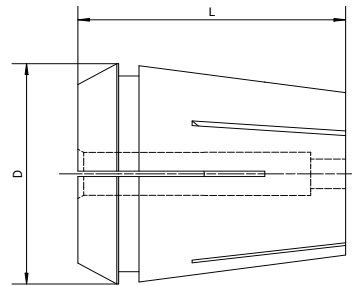
ER25G (3.5*2.7)	25.74	34	3.5*2.7
ER25G (4.0*3.0)	25.74	34	4.0*3.0
ER25G (4.5*3.4)	25.74	34	4.5*3.4
ER25G (5.5*4.3)	25.74	34	5.5*4.3
ER25G (6.0*4.9)	25.74	34	6.0*4.9
ER25G (7.0*5.5)	25.74	34	7.0*5.5
ER25G (8.0*6.2)	25.74	34	8.0*6.2
ER25G (9*7.0)	25.74	34	9*7.0
ER25G (10*8.0)	25.74	34	10*8.0
ER25G (11*9.0)	25.74	34	11*9.0
ER25G (12*9.0)	25.74	34	12*9.0
ER25G (14*11.0)	25.74	34	14*11.0
ER25G (16*12.0)	25.74	34	16*12.0

Size	D	L	Diameter
ER32G (3.5*2.7)	32.74	40	3.5*2.7
ER32G (4.0*3.0)	32.74	40	4.0*3.0
ER32G (4.5*3.4)	32.74	40	4.5*3.4
ER32G (5.5*4.3)	32.74	40	5.5*4.3
ER32G (6.0*4.9)	32.74	40	6.0*4.9
ER32G (7.0*5.5)	32.74	40	7.0*5.5
ER32G (8.0*6.2)	32.74	40	8.0*6.2
ER32G (9.0*7.0)	32.74	40	9.0*7.0
ER32G (10*8.0)	32.74	40	10*8.0
ER32G (11*9.0)	32.74	40	11*9.0
ER32G (12*9.0)	32.74	40	12*9.0
ER32G (14*11.0)	32.74	40	14*11.0
ER32G (16*12.0)	32.74	40	16*12.0
ER32G (18*14.5)	32.74	40	18*14.5
ER32G (20*16.0)	32.74	40	20*16.0

ER40G (3.5*2.7)	40.74	46	3.5*2.7
ER40G (4.0*3.0)	40.74	46	4.0*3.0
ER40G (4.5*3.4)	40.74	46	4.5*3.4
ER40G (5.5*4.3)	40.74	46	5.5*4.3
ER40G (6.0*4.9)	40.74	46	6.0*4.9
ER40G (7.0*5.5)	40.74	46	7.0*5.5
ER40G (8.0*6.2)	40.74	46	8.0*6.2
ER40G (9.0*7.0)	40.74	46	9.0*7.0
ER40G (10.0*8.0)	40.74	46	10.0*8.0
ER40G (11*9.0)	40.74	46	11*9.0
ER40G (12*9.0)	40.74	46	12*9.0
ER40G (14*11.0)	40.74	46	14*11.0
ER40G (16*12.0)	40.74	46	16*12.0
ER40G (18*14.5)	40.74	46	18*14.5
ER40G (20*16.0)	40.74	46	20*16.0
ER40G (22*18.0)	40.74	46	22*18.0
ER40G (25*20.0)	40.74	46	25*20.0



## ER Sealed Collet ER 止水攻丝筒夹



Size	D	L	Diameter
ERS16G (3.5*2.7)	16.74	27.5	3.5*2.7
ERS16G (4.0*3.0)	16.74	27.5	4.0*3.0
ERS16G (4.5*3.4)	16.74	27.5	4.5*3.4
ERS16G (5.5*4.3)	16.74	27.5	5.5*4.3
ERS16G (6*4.9)	16.74	27.5	6*4.9
ERS16G (7*5.5)	16.74	27.5	7*5.5
ERS16G (8*6.2)	16.74	27.5	8*6.2

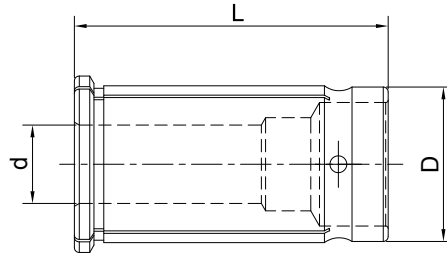
ERS20G (3.5*2.7)	20.74	31.5	3.5*2.7
ERS20G (4.0*3.0)	20.74	31.5	4.0*3.0
ERS20G (4.5*3.4)	20.74	31.5	4.5*3.4
ERS20G (5.5*4.3)	20.74	31.5	5.5*4.3
ERS20G (6.0*4.9)	20.74	31.5	6.0*4.9
ERS20G (7*5.5)	20.74	31.5	7*5.5
ERS20G (8*6.2)	20.74	31.5	8*6.2
ERS20G (9*7.0)	20.74	31.5	9*7.0
ERS20G (10*8.0)	20.74	31.5	10*8.0

ERS25G (3.5*2.7)	25.74	34	3.5*2.7
ERS25G (4.0*3.0)	25.74	34	4.0*3.0
ERS25G (4.5*3.4)	25.74	34	4.5*3.4
ERS25G (5.5*4.3)	25.74	34	5.5*4.3
ERS25G (6.0*4.9)	25.74	34	6.0*4.9
ERS25G (7.0*5.5)	25.74	34	7.0*5.5
ERS25G (8.0*6.2)	25.74	34	8.0*6.2
ERS25G (9*7.0)	25.74	34	9*7.0
ERS25G (10*8.0)	25.74	34	10*8.0
ERS25G (11*9.0)	25.74	34	11*9.0
ERS25G (12*9.0)	25.74	34	12*9.0
ERS25G (14*11.0)	25.74	34	14*11.0
ERS25G (16*12.0)	25.74	34	16*12.0

Size	D	L	Diameter
ERS32G (3.5*2.7)	32.74	40	3.5*2.7
ERS32G (4.0*3.0)	32.74	40	4.0*3.0
ERS32G (4.5*3.4)	32.74	40	4.5*3.4
ERS32G (5.5*4.3)	32.74	40	5.5*4.3
ERS32G (6.0*4.9)	32.74	40	6.0*4.9
ERS32G (7.0*5.5)	32.74	40	7.0*5.5
ERS32G (8.0*6.2)	32.74	40	8.0*6.2
ERS32G (9.0*7.0)	32.74	40	9.0*7.0
ERS32G (10*8.0)	32.74	40	10*8.0
ERS32G (11*9.0)	32.74	40	11*9.0
ERS32G (12*9.0)	32.74	40	12*9.0
ERS32G (14*11.0)	32.74	40	14*11.0
ERS32G (16*12.0)	32.74	40	16*12.0
ERS32G (18*14.5)	32.74	40	18*14.5
ERS32G (20*16.0)	32.74	40	20*16.0

ERS40G (3.5*2.7)	40.74	46	3.5*2.7
ERS40G (4.0*3.0)	40.74	46	4.0*3.0
ERS40G (4.5*3.4)	40.74	46	4.5*3.4
ERS40G (5.5*4.3)	40.74	46	5.5*4.3
ERS40G (6.0*4.9)	40.74	46	6.0*4.9
ERS40G (7.0*5.5)	40.74	46	7.0*5.5
ERS40G (8.0*6.2)	40.74	46	8.0*6.2
ERS40G (9.0*7.0)	40.74	46	9.0*7.0
ERS40G (10.0*8.0)	40.74	46	10.0*8.0
ERS40G (11*9.0)	40.74	46	11*9.0
ERS40G (12*9.0)	40.74	46	12*9.0
ERS40G (14*11.0)	40.74	46	14*11.0
ERS40G (16*12.0)	40.74	46	16*12.0
ERS40G (18*14.5)	40.74	46	18*14.5
ERS40G (20*16.0)	40.74	46	20*16.0
ERS40G (22*18.0)	40.74	46	22*18.0
ERS40G (25*20.0)	40.74	46	25*20.0

## Straight Shank Collet SC 直柄筒夹



### Metric

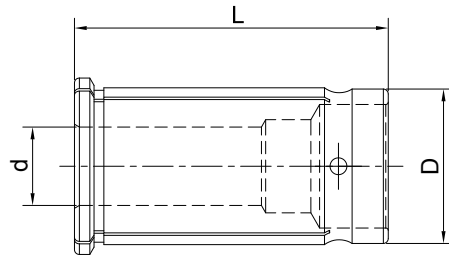
Size	d	D	L
SC16-03	3	16	45
SC16-04	4	16	45
SC16-05	5	16	45
SC16-06	6	16	45
SC16-08	8	16	45
SC16-10	10	16	45
SC16-12	12	16	45

SC20-03	3	20	50
SC20-04	4	20	50
SC20-05	5	20	50
SC20-06	6	20	50
SC20-08	8	20	50
SC20-10	10	20	50
SC20-12	12	20	50
SC20-14	14	20	50
SC20-16	16	20	50

SC25-03	3	25	60
SC25-04	4	25	60
SC25-05	5	25	60
SC25-06	6	25	60
SC25-08	8	25	60
SC25-10	10	25	60
SC25-12	12	25	60
SC25-14	14	25	60
SC25-16	16	25	60
SC25-18	18	25	60
SC25-20	20	25	60

Size	d	D	L
SC32-03	3	32	64
SC32-04	4	32	64
SC32-05	5	32	64
SC32-06	6	32	64
SC32-08	8	32	64
SC32-10	10	32	64
SC32-12	12	32	64
SC32-14	14	32	64
SC32-16	16	32	64
SC32-18	18	32	64
SC32-20	20	32	64
SC32-25	25	32	64
SC42-03	3	42	80
SC42-04	4	42	80
SC42-05	5	42	80
SC42-06	6	42	80
SC42-08	8	42	80
SC42-10	10	42	80
SC42-12	12	42	80
SC42-14	14	42	80
SC42-16	16	42	80
SC42-18	18	42	80
SC42-20	20	42	80
SC42-22	22	42	80
SC42-24	24	42	80
SC42-25	25	42	80
SC42-28	28	42	80
SC42-30	30	42	80
SC42-32	32	42	80

## Straight Shank Collet SC 直柄筒夹

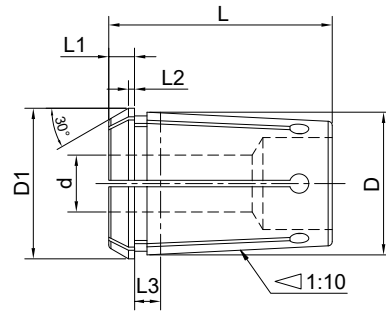


Inch

Size	d	D	L
SC1/2"	1/8"	1/2"	1.73"
SC1/2"	3/16"	1/2"	1.73"
SC1/2"	1/4"	1/2"	1.73"
SC1/2"	5/16"	1/2"	1.73"
SC1/2"	3/8"	1/2"	1.73"
SC3/4"	1/8"	3/4"	1.97"
SC1"	1/8"	1"	2.36"
SC1"	3/16"	1"	2.36"
SC1"	1/4"	1"	2.36"
SC1"	5/16"	1"	2.36"
SC1"	3/8"	1"	2.36"
SC1"	7/16"	1"	2.36"
SC1"	1/2"	1"	2.36"
SC1"	5/8"	1"	2.36"
SC1"	3/4"	1"	2.36"
SC1"	7/8"	1"	2.36"

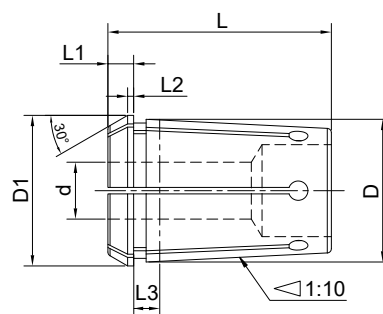
Size	d	D	L
SC1-1/4"	3/16"	1-1/4"	2.52"
SC1-1/4"	1/4"	1-1/4"	2.52"
SC1-1/4"	5/16"	1-1/4"	2.52"
SC1-1/4"	3/8"	1-1/4"	2.52"
SC1-1/4"	7/16"	1-1/4"	2.52"
SC1-1/4"	1/2"	1-1/4"	2.52"
SC1-1/4"	9/16"	1-1/4"	2.52"
SC1-1/4"	5/8"	1-1/4"	2.52"
SC1-1/4"	3/4"	1-1/4"	2.52"
SC1-1/4"	7/8"	1-1/4"	2.52"
SC1-1/4"	1"	1-1/4"	2.52"

## OZ Collet OZ 筒夹 A 型



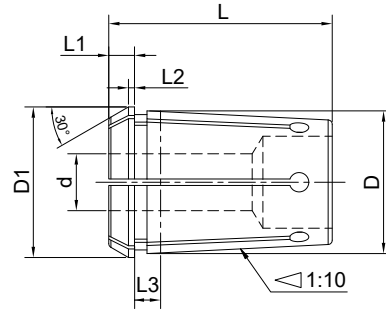
Size	d	D	D1	L	L1	L2	L3
OZ06A-01	1	10	11.5	21	3.5	0.5	4
OZ06A-02	2	10	11.5	21	3.5	0.5	4
OZ06A-03	3	10	11.5	21	3.5	0.5	4
OZ06A-04	4	10	11.5	21	3.5	0.5	4
OZ06A-05	5	10	11.5	21	3.5	0.5	4
OZ06A-06	6	10	11.5	21	3.5	0.5	4
OZ08A-03	3	12.65	14.5	26	4	0.8	4.5
OZ08A-04	4	12.65	14.5	26	4	0.8	4.5
OZ08A-05	5	12.65	14.5	26	4	0.8	4.5
OZ08A-06	6	12.65	14.5	26	4	0.8	4.5
OZ08A-07	7	12.65	14.5	26	4	0.8	4.5
OZ08A-08	8	12.65	14.5	26	4	0.8	4.5
OZ10A-01	1	15.15	17.2	30	4.5	0.8	4.5
OZ10A-02	2	15.15	17.2	30	4.5	0.8	4.5
OZ10A-03	3	15.15	17.2	30	4.5	0.8	4.5
OZ10A-04	4	15.15	17.2	30	4.5	0.8	4.5
OZ10A-05	5	15.15	17.2	30	4.5	0.8	4.5
OZ10A-06	6	15.15	17.2	30	4.5	0.8	4.5
OZ10A-07	7	15.15	17.2	30	4.5	0.8	4.5
OZ10A-08	8	15.15	17.2	30	4.5	0.8	4.5
OZ10A-09	9	15.15	17.2	30	4.5	0.8	4.5
OZ10A-10	10	15.15	17.2	30	4.5	0.8	4.5
OZ12A-01	1	17.75	19.8	34	5	1.1	4.5
OZ12A-02	2	17.75	19.8	34	5	1.1	4.5
OZ12A-03	3	17.75	19.8	34	5	1.1	4.5
OZ12A-04	4	17.75	19.8	34	5	1.1	4.5
OZ12A-05	5	17.75	19.8	34	5	1.1	4.5
OZ12A-06	6	17.75	19.8	34	5	1.1	4.5
OZ12A-07	7	17.75	19.8	34	5	1.1	4.5
OZ12A-08	8	17.75	19.8	34	5	1.1	4.5
OZ12A-09	9	17.75	19.8	34	5	1.1	4.5
OZ12A-10	10	17.75	19.8	34	5	1.1	4.5
OZ12A-11	11	17.75	19.8	34	5	1.1	4.5
OZ12A-12	12	17.75	19.8	34	5	1.1	4.5

## OZ Collet OZ 筒夹 A 型



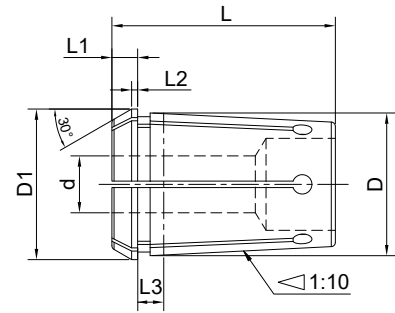
Size	d	D	D1	L	L1	L2	L3
OZ16A-02	2	22.65	25.5	40	5.5	1.2	5.5
OZ16A-03	3	22.65	25.5	40	5.5	1.2	5.5
OZ16A-04	4	22.65	25.5	40	5.5	1.2	5.5
OZ16A-05	5	22.65	25.5	40	5.5	1.2	5.5
OZ16A-06	6	22.65	25.5	40	5.5	1.2	5.5
OZ16A-07	7	22.65	25.5	40	5.5	1.2	5.5
OZ16A-08	8	22.65	25.5	40	5.5	1.2	5.5
OZ16A-09	9	22.65	25.5	40	5.5	1.2	5.5
OZ16A-10	10	22.65	25.5	40	5.5	1.2	5.5
OZ16A-11	11	22.65	25.5	40	5.5	1.2	5.5
OZ16A-12	12	22.65	25.5	40	5.5	1.2	5.5
OZ16A-13	13	22.65	25.5	40	5.5	1.2	5.5
OZ16A-14	14	22.65	25.5	40	5.5	1.2	5.5
OZ16A-15	15	22.65	25.5	40	5.5	1.2	5.5
OZ16A-16	16	22.65	25.5	40	5.5	1.2	5.5
OZ20A-02	2	27.4	29.8	45	6	1.35	6
OZ20A-03	3	27.4	29.8	45	6	1.35	6
OZ20A-04	4	27.4	29.8	45	6	1.35	6
OZ20A-05	5	27.4	29.8	45	6	1.35	6
OZ20A-06	6	27.4	29.8	45	6	1.35	6
OZ20A-07	7	27.4	29.8	45	6	1.35	6
OZ20A-08	8	27.4	29.8	45	6	1.35	6
OZ20A-09	9	27.4	29.8	45	6	1.35	6
OZ20A-10	10	27.4	29.8	45	6	1.35	6
OZ20A-11	11	27.4	29.8	45	6	1.35	6
OZ20A-12	12	27.4	29.8	45	6	1.35	6
OZ20A-13	13	27.4	29.8	45	6	1.35	6
OZ20A-14	14	27.4	29.8	45	6	1.35	6
OZ20A-15	15	27.4	29.8	45	6	1.35	6
OZ20A-16	16	27.4	29.8	45	6	1.35	6
OZ20A-17	17	27.4	29.8	45	6	1.35	6
OZ20A-18	18	27.4	29.8	45	6	1.35	6
OZ20A-19	19	27.4	29.8	45	6	1.35	6
OZ20A-20	20	27.4	29.8	45	6	1.35	6

## OZ Collet OZ 筒夹 A 型



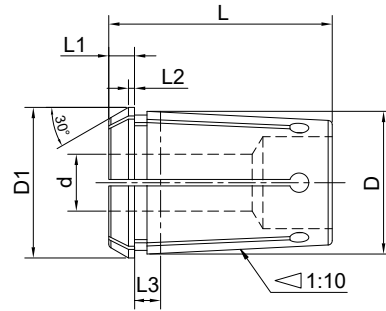
Size	d	D	D1	L	L1	L2	L3
OZ25A-02	2	32.9	35.05	52	6	1.4	6
OZ25A-03	3	32.9	35.05	52	6	1.4	6
OZ25A-04	4	32.9	35.05	52	6	1.4	6
OZ25A-05	5	32.9	35.05	52	6	1.4	6
OZ25A-06	6	32.9	35.05	52	6	1.4	6
OZ25A-07	7	32.9	35.05	52	6	1.4	6
OZ25A-08	8	32.9	35.05	52	6	1.4	6
OZ25A-09	9	32.9	35.05	52	6	1.4	6
OZ25A-10	10	32.9	35.05	52	6	1.4	6
OZ25A-11	11	32.9	35.05	52	6	1.4	6
OZ25A-12	12	32.9	35.05	52	6	1.4	6
OZ25A-13	13	32.9	35.05	52	6	1.4	6
OZ25A-14	14	32.9	35.05	52	6	1.4	6
OZ25A-15	15	32.9	35.05	52	6	1.4	6
OZ25A-16	16	32.9	35.05	52	6	1.4	6
OZ25A-17	17	32.9	35.05	52	6	1.4	6
OZ25A-18	18	32.9	35.05	52	6	1.4	6
OZ25A-19	19	32.9	35.05	52	6	1.4	6
OZ25A-20	20	32.9	35.05	52	6	1.4	6
OZ25A-21	21	32.9	35.05	52	6	1.4	6
OZ25A-22	22	32.9	35.05	52	6	1.4	6
OZ25A-23	23	32.9	35.05	52	6	1.4	6
OZ25A-24	24	32.9	35.05	52	6	1.4	6
OZ25A-25	25	32.9	35.05	52	6	1.4	6

## OZ Collet OZ 筒夹 A 型



Size	d	D	D1	L	L1	L2	L3
OZ32A-04	4	41.3	43.7	60	6	1.45	7
OZ32A-05	5	41.3	43.7	60	6	1.45	7
OZ32A-06	6	41.3	43.7	60	6	1.45	7
OZ32A-07	7	41.3	43.7	60	6	1.45	7
OZ32A-08	8	41.3	43.7	60	6	1.45	7
OZ32A-09	9	41.3	43.7	60	6	1.45	7
OZ32A-10	10	41.3	43.7	60	6	1.45	7
OZ32A-11	11	41.3	43.7	60	6	1.45	7
OZ32A-12	12	41.3	43.7	60	6	1.45	7
OZ32A-13	13	41.3	43.7	60	6	1.45	7
OZ32A-14	14	41.3	43.7	60	6	1.45	7
OZ32A-15	15	41.3	43.7	60	6	1.45	7
OZ32A-16	16	41.3	43.7	60	6	1.45	7
OZ32A-17	17	41.3	43.7	60	6	1.45	7
OZ32A-18	18	41.3	43.7	60	6	1.45	7
OZ32A-19	19	41.3	43.7	60	6	1.45	7
OZ32A-20	20	41.3	43.7	60	6	1.45	7
OZ32A-21	21	41.3	43.7	60	6	1.45	7
OZ32A-22	22	41.3	43.7	60	6	1.45	7
OZ32A-23	23	41.3	43.7	60	6	1.45	7
OZ32A-24	24	41.3	43.7	60	6	1.45	7
OZ32A-25	25	41.3	43.7	60	6	1.45	7
OZ32A-26	26	41.3	43.7	60	6	1.45	7
OZ32A-27	27	41.3	43.7	60	6	1.45	7
OZ32A-28	28	41.3	43.7	60	6	1.45	7
OZ32A-29	29	41.3	43.7	60	6	1.45	7
OZ32A-30	30	41.3	43.7	60	6	1.45	7
OZ32A-31	31	41.3	43.7	60	6	1.45	7
OZ32A-32	32	41.3	43.7	60	6	1.45	7

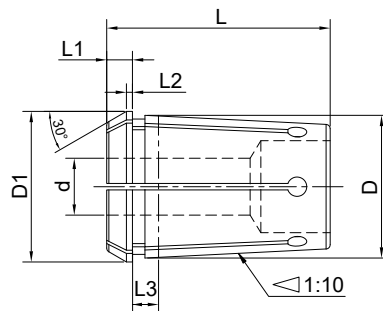
## OZ Collet OZ 筒夹 A 型



Size	d	D	D1	L	L1	L2	L3
OZ40A-06	6	49.7	52.2	68	6	1.45	8
OZ40A-07	7	49.7	52.2	68	6	1.45	8
OZ40A-08	8	49.7	52.2	68	6	1.45	8
OZ40A-09	9	49.7	52.2	68	6	1.45	8
OZ40A-10	10	49.7	52.2	68	6	1.45	8
OZ40A-11	11	49.7	52.2	68	6	1.45	8
OZ40A-12	12	49.7	52.2	68	6	1.45	8
OZ40A-13	13	49.7	52.2	68	6	1.45	8
OZ40A-14	14	49.7	52.2	68	6	1.45	8
OZ40A-15	15	49.7	52.2	68	6	1.45	8
OZ40A-16	16	49.7	52.2	68	6	1.45	8
OZ40A-17	17	49.7	52.2	68	6	1.45	8
OZ40A-18	18	49.7	52.2	68	6	1.45	8
OZ40A-19	19	49.7	52.2	68	6	1.45	8
OZ40A-20	20	49.7	52.2	68	6	1.45	8
OZ40A-21	21	49.7	52.2	68	6	1.45	8
OZ40A-22	22	49.7	52.2	68	6	1.45	8
OZ40A-23	23	49.7	52.2	68	6	1.45	8
OZ40A-24	24	49.7	52.2	68	6	1.45	8
OZ40A-25	25	49.7	52.2	68	6	1.45	8
OZ40A-26	26	49.7	52.2	68	6	1.45	8
OZ40A-27	27	49.7	52.2	68	6	1.45	8
OZ40A-28	28	49.7	52.2	68	6	1.45	8
OZ40A-29	29	49.7	52.2	68	6	1.45	8
OZ40A-30	30	49.7	52.2	68	6	1.45	8
OZ40A-31	31	49.7	52.2	68	6	1.45	8
OZ40A-32	32	49.7	52.2	68	6	1.45	8
OZ40A-33	33	49.7	52.2	68	6	1.45	8
OZ40A-34	34	49.7	52.2	68	6	1.45	8
OZ40A-35	35	49.7	52.2	68	6	1.45	8
OZ40A-36	36	49.7	52.2	68	6	1.45	8
OZ40A-37	37	49.7	52.2	68	6	1.45	8
OZ40A-38	38	49.7	52.2	68	6	1.45	8
OZ40A-39	39	49.7	52.2	68	6	1.45	8
OZ40A-40	40	49.7	52.2	68	6	1.45	8

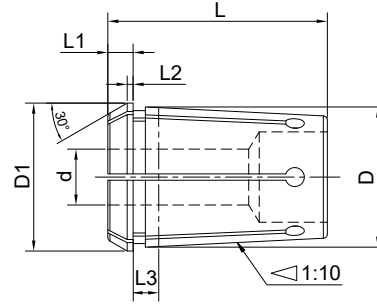


**OZ Collet**  
**OZ 筒夹 A 型**



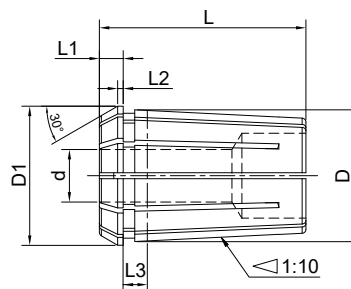
Size	d	D	D1	L	L1	L2	L3
OZ50A-08	8	61.1	63.8	80	7	1.55	9
OZ50A-09	9	61.1	63.8	80	7	1.55	9
OZ50A-10	10	61.1	63.8	80	7	1.55	9
OZ50A-11	11	61.1	63.8	80	7	1.55	9
OZ50A-12	12	61.1	63.8	80	7	1.55	9
OZ50A-13	13	61.1	63.8	80	7	1.55	9
OZ50A-14	14	61.1	63.8	80	7	1.55	9
OZ50A-15	15	61.1	63.8	80	7	1.55	9
OZ50A-16	16	61.1	63.8	80	7	1.55	9
OZ50A-17	17	61.1	63.8	80	7	1.55	9
OZ50A-18	18	61.1	63.8	80	7	1.55	9
OZ50A-19	19	61.1	63.8	80	7	1.55	9
OZ50A-20	20	61.1	63.8	80	7	1.55	9
OZ50A-21	21	61.1	63.8	80	7	1.55	9
OZ50A-22	22	61.1	63.8	80	7	1.55	9
OZ50A-23	23	61.1	63.8	80	7	1.55	9
OZ50A-24	24	61.1	63.8	80	7	1.55	9
OZ50A-25	25	61.1	63.8	80	7	1.55	9
OZ50A-26	26	61.1	63.8	80	7	1.55	9
OZ50A-27	27	61.1	63.8	80	7	1.55	9
OZ50A-28	28	61.1	63.8	80	7	1.55	9
OZ50A-29	29	61.1	63.8	80	7	1.55	9
OZ50A-30	30	61.1	63.8	80	7	1.55	9
OZ50A-31	31	61.1	63.8	80	7	1.55	9
OZ50A-32	32	61.1	63.8	80	7	1.55	9
OZ50A-33	33	61.1	63.8	80	7	1.55	9
OZ50A-34	34	61.1	63.8	80	7	1.55	9
OZ50A-35	35	61.1	63.8	80	7	1.55	9
OZ50A-36	36	61.1	63.8	80	7	1.55	9
OZ50A-37	37	61.1	63.8	80	7	1.55	9
OZ50A-38	38	61.1	63.8	80	7	1.55	9
OZ50A-39	39	61.1	63.8	80	7	1.55	9
OZ50A-40	40	61.1	63.8	80	7	1.55	9
OZ50A-41	41	61.1	63.8	80	7	1.55	9
OZ50A-42	42	61.1	63.8	80	7	1.55	9

## OZ Collet OZ 筒夹 A 型



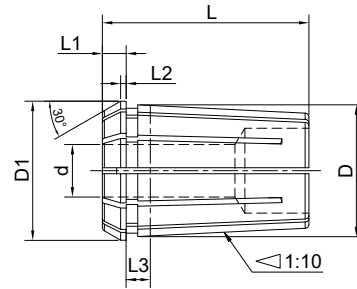
Size	d	D	D1	L	L1	L2	L3
OZ50A-43	43	61.1	63.8	80	7	1.55	9
OZ50A-44	44	61.1	63.8	80	7	1.55	9
OZ50A-45	45	61.1	63.8	80	7	1.55	9
OZ50A-46	46	61.1	63.8	80	7	1.55	9
OZ50A-47	47	61.1	63.8	80	7	1.55	9
OZ50A-48	48	61.1	63.8	80	7	1.55	9
OZ50A-49	49	61.1	63.8	80	7	1.55	9
OZ50A-50	50	61.1	63.8	80	7	1.55	9

## OZ Collet OZ 筒夹 B 型



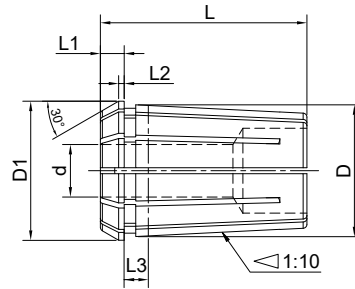
Size	d	D	D1	L	L1	L2	L3
OZ16B-02	2	22.65	25.5	40	5.5	1.2	9.5
OZ16B-03	3	22.65	25.5	40	5.5	1.2	9.5
OZ16B-04	4	22.65	25.5	40	5.5	1.2	9.5
OZ16B-05	5	22.65	25.5	40	5.5	1.2	9.5
OZ16B-06	6	22.65	25.5	40	5.5	1.2	9.5
OZ16B-07	7	22.65	25.5	40	5.5	1.2	9.5
OZ16B-08	8	22.65	25.5	40	5.5	1.2	9.5
OZ16B-09	9	22.65	25.5	40	5.5	1.2	9.5
OZ16B-10	10	22.65	25.5	40	5.5	1.2	9.5
OZ16B-11	11	22.65	25.5	40	5.5	1.2	9.5
OZ16B-12	12	22.65	25.5	40	5.5	1.2	9.5
OZ16B-13	13	22.65	25.5	40	5.5	1.2	9.5
OZ16B-14	14	22.65	25.5	40	5.5	1.2	9.5
OZ16B-15	15	22.65	25.5	40	5.5	1.2	9.5
OZ16B-16	16	22.65	25.5	40	5.5	1.2	9.5
OZ20B-02	2	27.4	29.8	45	6	1.35	10
OZ20B-03	3	27.4	29.8	45	6	1.35	10
OZ20B-04	4	27.4	29.8	45	6	1.35	10
OZ20B-05	5	27.4	29.8	45	6	1.35	10
OZ20B-06	6	27.4	29.8	45	6	1.35	10
OZ20B-07	7	27.4	29.8	45	6	1.35	10
OZ20B-08	8	27.4	29.8	45	6	1.35	10
OZ20B-09	9	27.4	29.8	45	6	1.35	10
OZ20B-10	10	27.4	29.8	45	6	1.35	10
OZ20B-11	11	27.4	29.8	45	6	1.35	10
OZ20B-12	12	27.4	29.8	45	6	1.35	10
OZ20B-13	13	27.4	29.8	45	6	1.35	10
OZ20B-14	14	27.4	29.8	45	6	1.35	10
OZ20B-15	15	27.4	29.8	45	6	1.35	10
OZ20B-16	16	27.4	29.8	45	6	1.35	10
OZ20B-17	17	27.4	29.8	45	6	1.35	10
OZ20B-18	18	27.4	29.8	45	6	1.35	10
OZ20B-19	19	27.4	29.8	45	6	1.35	10
OZ20B-20	20	27.4	29.8	45	6	1.35	10

## OZ Collet OZ 筒夹 B 型



Size	d	D	D1	L	L1	L2	L3
OZ25B-02	2	32.9	35.05	52	6	1.4	10
OZ25B-03	3	32.9	35.05	52	6	1.4	10
OZ25B-04	4	32.9	35.05	52	6	1.4	10
OZ25B-05	5	32.9	35.05	52	6	1.4	10
OZ25B-06	6	32.9	35.05	52	6	1.4	10
OZ25B-07	7	32.9	35.05	52	6	1.4	10
OZ25B-08	8	32.9	35.05	52	6	1.4	10
OZ25B-09	9	32.9	35.05	52	6	1.4	10
OZ25B-10	10	32.9	35.05	52	6	1.4	10
OZ25B-11	11	32.9	35.05	52	6	1.4	10
OZ25B-12	12	32.9	35.05	52	6	1.4	10
OZ25B-13	13	32.9	35.05	52	6	1.4	10
OZ25B-14	14	32.9	35.05	52	6	1.4	10
OZ25B-15	15	32.9	35.05	52	6	1.4	10
OZ25B-16	16	32.9	35.05	52	6	1.4	10
OZ25B-17	17	32.9	35.05	52	6	1.4	10
OZ25B-18	18	32.9	35.05	52	6	1.4	10
OZ25B-19	19	32.9	35.05	52	6	1.4	10
OZ25B-20	20	32.9	35.05	52	6	1.4	10
OZ25B-21	21	32.9	35.05	52	6	1.4	10
OZ25B-22	22	32.9	35.05	52	6	1.4	10
OZ25B-23	23	32.9	35.05	52	6	1.4	10
OZ25B-24	24	32.9	35.05	52	6	1.4	10
OZ25B-25	25	32.9	35.05	52	6	1.4	10

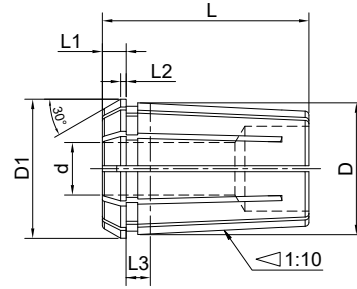
## OZ Collet OZ 筒夹 B 型



Size	d	D	D1	L	L1	L2	L3
OZ32B-04	4	41.3	43.7	60	6	1.45	11
OZ32B-05	5	41.3	43.7	60	6	1.45	11
OZ32B-06	6	41.3	43.7	60	6	1.45	11
OZ32B-07	7	41.3	43.7	60	6	1.45	11
OZ32B-08	8	41.3	43.7	60	6	1.45	11
OZ32B-09	9	41.3	43.7	60	6	1.45	11
OZ32B-10	10	41.3	43.7	60	6	1.45	11
OZ32B-11	11	41.3	43.7	60	6	1.45	11
OZ32B-12	12	41.3	43.7	60	6	1.45	11
OZ32B-13	13	41.3	43.7	60	6	1.45	11
OZ32B-14	14	41.3	43.7	60	6	1.45	11
OZ32B-15	15	41.3	43.7	60	6	1.45	11
OZ32B-16	16	41.3	43.7	60	6	1.45	11
OZ32B-17	17	41.3	43.7	60	6	1.45	11
OZ32B-18	18	41.3	43.7	60	6	1.45	11
OZ32B-19	19	41.3	43.7	60	6	1.45	11
OZ32B-20	20	41.3	43.7	60	6	1.45	11
OZ32B-21	21	41.3	43.7	60	6	1.45	11
OZ32B-22	22	41.3	43.7	60	6	1.45	11
OZ32B-23	23	41.3	43.7	60	6	1.45	11
OZ32B-24	24	41.3	43.7	60	6	1.45	11
OZ32B-25	25	41.3	43.7	60	6	1.45	11
OZ32B-26	26	41.3	43.7	60	6	1.45	11
OZ32B-27	27	41.3	43.7	60	6	1.45	11
OZ32B-28	28	41.3	43.7	60	6	1.45	11
OZ32B-29	29	41.3	43.7	60	6	1.45	11
OZ32B-30	30	41.3	43.7	60	6	1.45	11
OZ32B-31	31	41.3	43.7	60	6	1.45	11
OZ32B-32	32	41.3	43.7	60	6	1.45	11

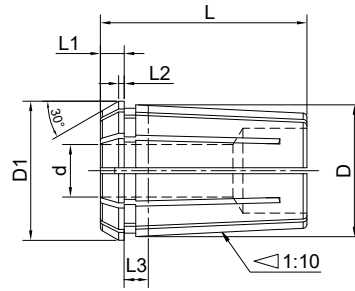
## OZ Collet

### OZ 筒夹 B 型



Size	d	D	D1	L	L1	L2	L3
OZ40B-06	6	49.7	52.2	68	6	1.45	12
OZ40B-07	7	49.7	52.2	68	6	1.45	12
OZ40B-08	8	49.7	52.2	68	6	1.45	12
OZ40B-09	9	49.7	52.2	68	6	1.45	12
OZ40B-10	10	49.7	52.2	68	6	1.45	12
OZ40B-11	11	49.7	52.2	68	6	1.45	12
OZ40B-12	12	49.7	52.2	68	6	1.45	12
OZ40B-13	13	49.7	52.2	68	6	1.45	12
OZ40B-14	14	49.7	52.2	68	6	1.45	12
OZ40B-15	15	49.7	52.2	68	6	1.45	12
OZ40B-16	16	49.7	52.2	68	6	1.45	12
OZ40B-17	17	49.7	52.2	68	6	1.45	12
OZ40B-18	18	49.7	52.2	68	6	1.45	12
OZ40B-19	19	49.7	52.2	68	6	1.45	12
OZ40B-20	20	49.7	52.2	68	6	1.45	12
OZ40B-21	21	49.7	52.2	68	6	1.45	12
OZ40B-22	22	49.7	52.2	68	6	1.45	12
OZ40B-23	23	49.7	52.2	68	6	1.45	12
OZ40B-24	24	49.7	52.2	68	6	1.45	12
OZ40B-25	25	49.7	52.2	68	6	1.45	12
OZ40B-26	26	49.7	52.2	68	6	1.45	12
OZ40B-27	27	49.7	52.2	68	6	1.45	12
OZ40B-28	28	49.7	52.2	68	6	1.45	12
OZ40B-29	29	49.7	52.2	68	6	1.45	12
OZ40B-30	30	49.7	52.2	68	6	1.45	12
OZ40B-31	31	49.7	52.2	68	6	1.45	12
OZ40B-32	32	49.7	52.2	68	6	1.45	12
OZ40B-33	33	49.7	52.2	68	6	1.45	12
OZ40B-34	34	49.7	52.2	68	6	1.45	12
OZ40B-35	35	49.7	52.2	68	6	1.45	12
OZ40B-36	36	49.7	52.2	68	6	1.45	12
OZ40B-37	37	49.7	52.2	68	6	1.45	12
OZ40B-38	38	49.7	52.2	68	6	1.45	12
OZ40B-39	39	49.7	52.2	68	6	1.45	12
OZ40B-40	40	49.7	52.2	68	6	1.45	12

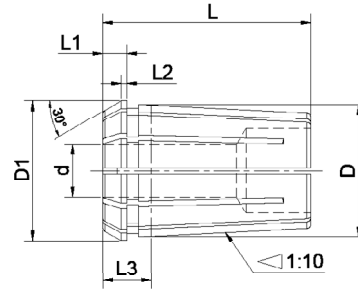
## OZ Collet OZ 筒夹 B 型



Size	d	D	D1	L	L1	L2	L3
OZ50B-08	8	61.1	63.8	80	7	1.55	13
OZ50B-09	9	61.1	63.8	80	7	1.55	13
OZ50B-10	10	61.1	63.8	80	7	1.55	13
OZ50B-11	11	61.1	63.8	80	7	1.55	13
OZ50B-12	12	61.1	63.8	80	7	1.55	13
OZ50B-13	13	61.1	63.8	80	7	1.55	13
OZ50B-14	14	61.1	63.8	80	7	1.55	13
OZ50B-15	15	61.1	63.8	80	7	1.55	13
OZ50B-16	16	61.1	63.8	80	7	1.55	13
OZ50B-17	17	61.1	63.8	80	7	1.55	13
OZ50B-18	18	61.1	63.8	80	7	1.55	13
OZ50B-19	19	61.1	63.8	80	7	1.55	13
OZ50B-20	20	61.1	63.8	80	7	1.55	13
OZ50B-21	21	61.1	63.8	80	7	1.55	13
OZ50B-22	22	61.1	63.8	80	7	1.55	13
OZ50B-23	23	61.1	63.8	80	7	1.55	13
OZ50B-24	24	61.1	63.8	80	7	1.55	13
OZ50B-25	25	61.1	63.8	80	7	1.55	13
OZ50B-26	26	61.1	63.8	80	7	1.55	13
OZ50B-27	27	61.1	63.8	80	7	1.55	13
OZ50B-28	28	61.1	63.8	80	7	1.55	13
OZ50B-29	29	61.1	63.8	80	7	1.55	13
OZ50B-30	30	61.1	63.8	80	7	1.55	13
OZ50B-31	31	61.1	63.8	80	7	1.55	13
OZ50B-32	32	61.1	63.8	80	7	1.55	13
OZ50B-33	33	61.1	63.8	80	7	1.55	13
OZ50B-34	34	61.1	63.8	80	7	1.55	13
OZ50B-35	35	61.1	63.8	80	7	1.55	13
OZ50B-36	36	61.1	63.8	80	7	1.55	13
OZ50B-37	37	61.1	63.8	80	7	1.55	13
OZ50B-38	38	61.1	63.8	80	7	1.55	13
OZ50B-39	39	61.1	63.8	80	7	1.55	13
OZ50B-40	40	61.1	63.8	80	7	1.55	13
OZ50B-41	41	61.1	63.8	80	7	1.55	13
OZ50B-42	42	61.1	63.8	80	7	1.55	13

## OZ Collet

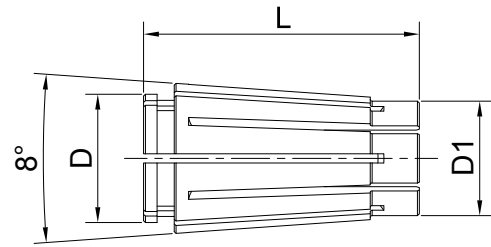
### OZ 筒夹 B 型



Size	d	D	D1	L	L1	L2	L3
OZ50B-43	43	61.1	63.8	80	7	1.55	13
OZ50B-44	44	61.1	63.8	80	7	1.55	13
OZ50B-45	45	61.1	63.8	80	7	1.55	13
OZ50B-46	46	61.1	63.8	80	7	1.55	13
OZ50B-47	47	61.1	63.8	80	7	1.55	13
OZ50B-48	48	61.1	63.8	80	7	1.55	13
OZ50B-49	49	61.1	63.8	80	7	1.55	13
OZ50B-50	50	61.1	63.8	80	7	1.55	13

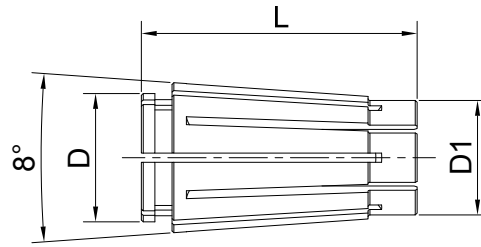


## SKS Collet SKS 高速筒夹



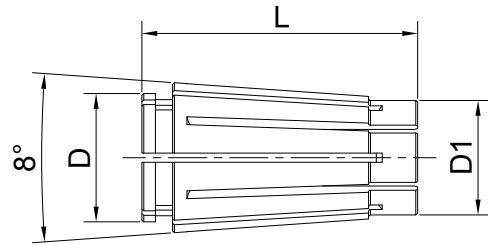
Size	L	L1	L2	L3	D	d1	D1	d3	d4	d5
SKS06-02	25	17.4	3.8	2.4	9	10.4	7.5	6	7.8	9.964
SKS06-03	25	17.4	3.8	2.4	9	10.4	7.5	6	7.8	9.964
SKS06-04	25	17.4	3.8	2.4	9	10.4	7.5	6	7.8	9.964
SKS06-05	25	17.4	3.8	2.4	9	10.4	7.5	6	7.8	9.964
SKS06-06	25	17.4	3.8	2.4	9	10.4	7.5	6	7.8	9.964
SKS10-02	30.5	21.3	5	3	14	15.5	11.8	10	12	14.981
SKS10-03	30.5	21.3	5	3	14	15.5	11.8	10	12	14.981
SKS10-04	30.5	21.3	5	3	14	15.5	11.8	10	12	14.981
SKS10-05	30.5	21.3	5	3	14	15.5	11.8	10	12	14.981
SKS10-06	30.5	21.3	5	3	14	15.5	11.8	10	12	14.981
SKS10-07	30.5	21.3	5	3	14	15.5	11.8	10	12	14.981
SKS10-08	30.5	21.3	5	3	14	15.5	11.8	10	12	14.981
SKS10-09	30.5	21.3	5	3	14	15.5	11.8	10	12	14.981
SKS10-10	30.5	21.3	5	3	14	15.5	11.8	10	12	14.981
SKS16-02	45	32	8	3.8	21	24.5	18.8	16	19	23.939
SKS16-03	45	32	8	3.8	21	24.5	18.8	16	19	23.939
SKS16-04	45	32	8	3.8	21	24.5	18.8	16	19	23.939
SKS16-05	45	32	8	3.8	21	24.5	18.8	16	19	23.939
SKS16-06	45	32	8	3.8	21	24.5	18.8	16	19	23.939
SKS16-07	45	32	8	3.8	21	24.5	18.8	16	19	23.939
SKS16-08	45	32	8	3.8	21	24.5	18.8	16	19	23.939
SKS16-09	45	32	8	3.8	21	24.5	18.8	16	19	23.939
SKS16-10	45	32	8	3.8	21	24.5	18.8	16	19	23.939
SKS16-11	45	32	8	3.8	21	24.5	18.8	16	19	23.939
SKS16-12	45	32	8	3.8	21	24.5	18.8	16	19	23.939
SKS16-13	45	32	8	3.8	21	24.5	18.8	16	19	23.939
SKS16-14	45	32	8	3.8	21	24.5	18.8	16	19	23.939
SKS16-15	45	32	8	3.8	21	24.5	18.8	16	19	23.939
SKS16-16	45	32	8	3.8	21	24.5	18.8	16	19	23.939

## SKS Collet SKS 高速筒夹



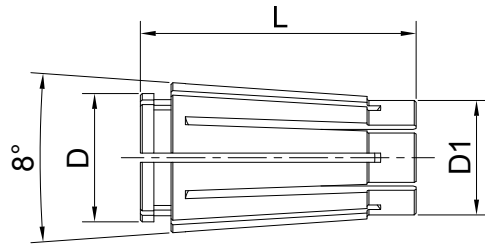
Size	L	L1	L2	L3	D	d1	d2	d3	d4
SKS06-02	25	17.5	3.5	2.5	8.6	10.5	7.5	6	7.8
SKS06-03	25	17.5	3.5	2.5	8.6	10.5	7.5	6	7.8
SKS06-04	25	17.5	3.5	2.5	8.6	10.5	7.5	6	7.8
SKS06-05	25	17.5	3.5	2.5	8.6	10.5	7.5	6	7.8
SKS06-06	25	17.5	3.5	2.5	8.6	10.5	7.5	6	7.8
SKS10-02	30.5	22	5	2.3	13.1	15.6	12	10	12
SKS10-03	30.5	22	5	2.3	13.1	15.6	12	10	12
SKS10-04	30.5	22	5	2.3	13.1	15.6	12	10	12
SKS10-05	30.5	22	5	2.3	13.1	15.6	12	10	12
SKS10-06	30.5	22	5	2.3	13.1	15.6	12	10	12
SKS10-07	30.5	22	5	2.3	13.1	15.6	12	10	12
SKS10-08	30.5	22	5	2.3	13.1	15.6	12	10	12
SKS10-09	30.5	22	5	2.3	13.1	15.6	12	10	12
SKS10-10	30.5	22	5	2.3	13.1	15.6	12	10	12
SKS13-02	39	28	5	2.5	18.5	20.1	17	13	15
SKS13-03	39	28	5	2.5	18.5	20.1	17	13	15
SKS13-04	39	28	5	2.5	18.5	20.1	17	13	15
SKS13-05	39	28	5	2.5	18.5	20.1	17	13	15
SKS13-06	39	28	5	2.5	18.5	20.1	17	13	15
SKS13-07	39	28	5	2.5	18.5	20.1	17	13	15
SKS13-08	39	28	5	2.5	18.5	20.1	17	13	15
SKS13-09	39	28	5	2.5	18.5	20.1	17	13	15
SKS13-10	39	28	5	2.5	18.5	20.1	17	13	15
SKS13-11	39	28	5	2.5	18.5	20.1	17	13	15
SKS13-12	39	28	5	2.5	18.5	20.1	17	13	15
SKS13-13	39	28	5	2.5	18.5	20.1	17	13	15

**SKS Collet**  
**SKS 高速筒夹**



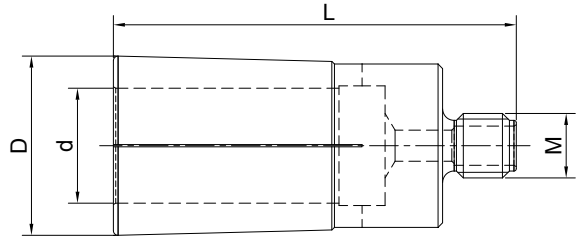
Size	L	L1	L2	L3	D	d1	d2	d3	d4
SKS16-03	45.5	32	8	2.8	20.5	24.45	15.3	18.6	18.8
SKS16-04	45.5	32	8	2.8	20.5	24.45	15.3	18.6	18.8
SKS16-05	45.5	32	8	2.8	20.5	24.45	15.3	18.6	18.8
SKS16-06	45.5	32	8	2.8	20.5	24.45	15.3	18.6	18.8
SKS16-07	45.5	32	8	2.8	20.5	24.45	15.3	18.6	18.8
SKS16-08	45.5	32	8	2.8	20.5	24.45	15.3	18.6	18.8
SKS16-09	45.5	32	8	2.8	20.5	24.45	15.3	18.6	18.8
SKS16-10	45.5	32	8	2.8	20.5	24.45	15.3	18.6	18.8
SKS16-11	45.5	32	8	2.8	20.5	24.45	15.3	18.6	18.8
SKS16-12	45.5	32	8	2.8	20.5	24.45	15.3	18.6	18.8
SKS16-13	45.5	32	8	2.8	20.5	24.45	15.3	18.6	18.8
SKS16-14	45.5	32	8	2.8	20.5	24.45	15.3	18.6	18.8
SKS16-15	45.5	32	8	2.8	20.5	24.45	15.3	18.6	18.8
SKS16-16	45.5	32	8	2.8	20.5	24.45	15.3	18.6	18.8
SKS20-03	54	41	8	2.8	24.8	29.05	19.5	22.8	22.55
SKS20-04	54	41	8	2.8	24.8	29.05	19.5	22.8	22.55
SKS20-05	54	41	8	2.8	24.8	29.05	19.5	22.8	22.55
SKS20-06	54	41	8	2.8	24.8	29.05	19.5	22.8	22.55
SKS20-07	54	41	8	2.8	24.8	29.05	19.5	22.8	22.55
SKS20-08	54	41	8	2.8	24.8	29.05	19.5	22.8	22.55
SKS20-09	54	41	8	2.8	24.8	29.05	19.5	22.8	22.55
SKS20-10	54	41	8	2.8	24.8	29.05	19.5	22.8	22.55
SKS20-11	54	41	8	2.8	24.8	29.05	19.5	22.8	22.55
SKS20-12	54	41	8	2.8	24.8	29.05	19.5	22.8	22.55
SKS20-13	54	41	8	2.8	24.8	29.05	19.5	22.8	22.55
SKS20-14	54	41	8	2.8	24.8	29.05	19.5	22.8	22.55
SKS20-15	54	41	8	2.8	24.8	29.05	19.5	22.8	22.55
SKS20-16	54	41	8	2.8	24.8	29.05	19.5	22.8	22.55
SKS20-17	54	41	8	2.8	24.8	29.05	19.5	22.8	22.55
SKS20-18	54	41	8	2.8	24.8	29.05	19.5	22.8	22.55
SKS20-19	54	41	8	2.8	24.8	29.05	19.5	22.8	22.55
SKS20-20	54	41	8	2.8	24.8	29.05	19.5	22.8	22.55

## SKS Collet SKS 高速筒夹



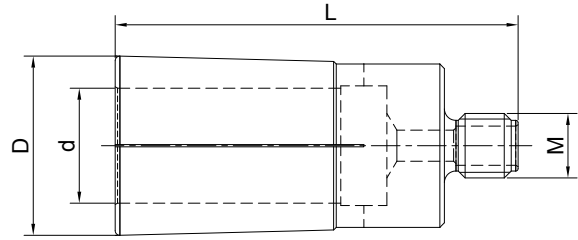
Size	L	L1	L2	L3	D	d1	d2	d3	d4
SKS25-03	57	43	8.5	2.9	29.9	35.6	28.8	25.4	28.2
SKS25-04	57	43	8.5	2.9	29.9	35.6	28.8	25.4	28.2
SKS25-05	57	43	8.5	2.9	29.9	35.6	28.8	25.4	28.2
SKS25-06	57	43	8.5	2.9	29.9	35.6	28.8	25.4	28.2
SKS25-08	57	43	8.5	2.9	29.9	35.6	28.8	25.4	28.2
SKS25-10	57	43	8.5	2.9	29.9	35.6	28.8	25.4	28.2
SKS25-12	57	43	8.5	2.9	29.9	35.6	28.8	25.4	28.2
SKS25-14	57	43	8.5	2.9	29.9	35.6	28.8	25.4	28.2
SKS25-16	57	43	8.5	2.9	29.9	35.6	28.8	25.4	28.2
SKS25-18	57	43	8.5	2.9	29.9	35.6	28.8	25.4	28.2
SKS25-20	57	43	8.5	2.9	29.9	35.6	28.8	25.4	28.2
SKS25-22	57	43	8.5	2.9	29.9	35.6	28.8	25.4	28.2
SKS25-24	57	43	8.5	2.9	29.9	35.6	28.8	25.4	28.2
SKS25-25	57	43	8.5	2.9	29.9	35.6	28.8	25.4	28.2

**NDC Collet**  
**NDC 后拉筒夹**



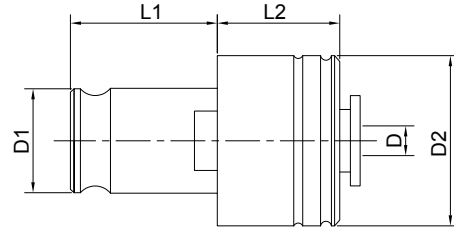
Size	d	D	L	M
NDC14	2-14			
NDC20	3-20	24.6	66	12
NDC25	16-25	39	87.5	14
NDC32	20-32	45.5	90	14

## DC Collet DC 后拉筒夹



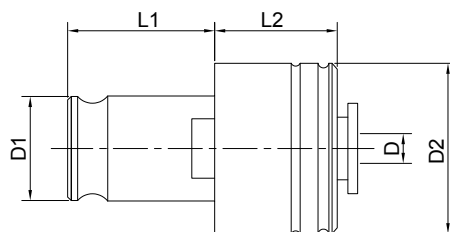
Size	d	D	L	I	M
DC04-02	2	7	31	10	M5*0.8P
DC04-03	3	7	31	14	M5*0.8P
DC04-04	4	7	31	14	M5*0.8P
DC06-03	3	9.6	14	14	M5*0.8P
DC06-04	4	9.6	36	14	M5*0.8P
DC06-05	5	9.6	36	16	M5*0.8P
DC06-06	6	9.6	36	16	M5*0.8P
DC08-03	3	15	45	15	M5*0.8P
DC08-04	4	15	45	16	M5*0.8P
DC08-06	6	15	45	24	M5*0.8P
DC08-08	8	15	45	26	M5*0.8P
DC10-03	3	19	52	15	M5*0.8P
DC10-04	4	19	52	18	M5*0.8P
DC10-06	6	19	52	24	M8*1.25P
DC10-08	8	19	52	26	M8*1.25P
DC10-10	10	19	52	30	M8*1.25P
DC12-04	4	22	60	15	M8*1.25P
DC12-06	6	22	60	25	M8*1.25P
DC12-08	8	22	60	30	M8*1.25P
DC12-10	10	22	60	33	M8*1.25P
DC12-12	12	22	60	33	M8*1.25P

## Tapping Collet with Clutch 过载保护攻丝筒夹 (公制)



Size	Collet	M	D	□	D1	D2	L1	L2
FES1 M2(2.80x2.1)	FES 1	M2	2.8	2.1	19	33	21.5	25
FES1 M3(3.5*2.7)	FES 1	M3	3.5	2.7	19	33	21.5	25
FES1 M3.5(4*3)	FES 1	M3.5	4	3	19	33	21.5	25
FES1 M4(5*4)	FES 1	M4	5	4	19	33	21.5	25
FES1 M4(4.5*3.4)	FES 1	M4	4.5	3.4	19	33	21.5	25
FES1 M5(6*4.9)	FES 1	M5	6	4.9	19	33	21.5	25
FES1 M6(6.3*5)	FES 1	M6	6.3	5	19	33	21.5	25
FES1 M6(6*4.9)	FES 1	M6	6	4.9	19	33	21.5	25
FES1 M8(8*6.3)	FES 1	M8	8	6.3	19	33	21.5	25
FES1 M10(10*8)	FES 1	M10	10	8	19	33	21.5	25
FES1 M10(7*5.5)	FES 1	M10	7	5.5	19	33	21.5	25
FES1 M12(9*7.1)	FES 1	M12	9	7.1	19	33	21.5	25
FES1 M12(9*7)	FES 1	M12	9	7	19	33	21.5	25
FES1 M14(11*9)	FES 1	M14	11	9	19	33	21.5	25

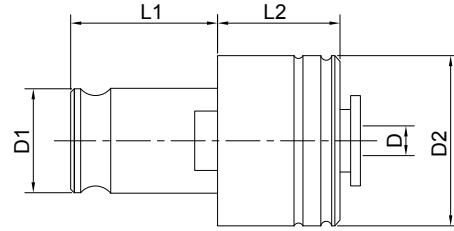
## Tapping Collet with Clutch 过载保护攻丝筒夹 (公制)



Size	Collet	M	D	□	D1	D2	L1	L2
FES2 M5(6*4.9)	FES 2	M5	6	4.9	31	51	35	35
FES2 M6(6.3*5)	FES 2	M6	6.3	5	31	51	35	35
FES2 M6(6*4.9)	FES 2	M6	6	4.9	31	51	35	35
FES2 M8(8*6.3)	FES 2	M8	8	6.3	31	51	35	35
FES2 M10(10*8)	FES 2	M10	10	8	31	51	35	35
FES2 M10(7*5.5)	FES 2	M10	7	5.5	31	51	35	35
FES2 M12(9*7.1)	FES 2	M12	9	7.1	31	51	35	35
FES2 M12(9*7)	FES 2	M12	9	7	31	51	35	35
FES2 M14(11*9)	FES 2	M14	11	9	31	51	35	35
FES2 M16(12.5*10)	FES 2	M16	12.5	10	31	51	35	35
FES2 M16(12*9)	FES 2	M16	12	9	31	51	35	35
FES2 M18(14*11)	FES 2	M18	14	11	31	51	35	35
FES2 M20(16*12)	FES 2	M20	16	12	31	51	35	35
FES2 M22(18*14.5)	FES 2	M22	18	14.5	31	51	35	35
FES2 M24(18*14.5)	FES 2	M24	18	14.5	31	51	35	35
FES2 M24(16*12.5)	FES 2	M24	16	12.5	31	51	35	35
FES3 M14(11*9)	FES 3	M14	11	9	48	73	55.5	45
FES3 M16(12*9)	FES 3	M16	12	9	48	73	55.5	45
FES3 M18(14*11)	FES 3	M18	14	11	48	73	55.5	45
FES3 M20(16*12)	FES 3	M20	16	12	48	73	55.5	45
FES3 M22(18*14.5)	FES 3	M22	18	14.5	48	73	55.5	45
FES3 M24(18*14.5)	FES 3	M24	18	14.5	48	73	55.5	45
FES3 M27(20*16)	FES 3	M27	20	16	48	73	55.5	45
FES3 M30(22*18)	FES 3	M30	22	18	48	73	55.5	45
FES3 M33(25*20)	FES 3	M33	25	20	48	73	55.5	45
FES3 M36(28*22)	FES 3	M36	28	22	48	73	55.5	45

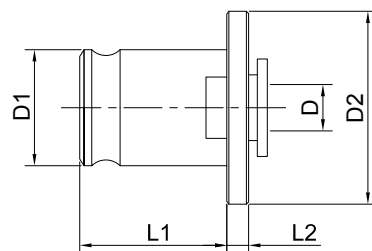


## Tapping Collet with Clutch 过载保护攻丝筒夹 (英制)



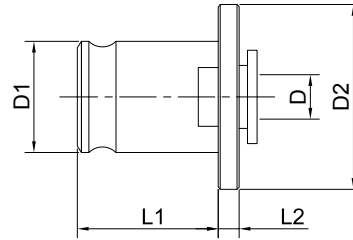
Size	Collet	ANSI	Metric	D	□	D1	D2	L1	L2
0-6" M1.6-M3.5	FES 1	0-6"	M1.6-M3.5	0.141	19	19	33	21.5	25
8, 5/32 M4	FES 1	8, 5/32	M4	0.168	19	19	33	21.5	25
10, 3/16" M4.5 M5	FES 1	10, 3/16"	M4.5 M5	0.194	19	19	33	21.5	25
12, 7/32"	FES 1	12, 7/32"		0.22	19	19	33	21.5	25
1/4" M6 M6.3	FES 1	1/4"	M6 M6.3	0.255	19	19	33	21.5	25
5/16" M7 M8	FES 1	5/16"	M7 M8	0.318	19	19	33	21.5	25
3/8" M10	FES 1	3/8"	M10	0.381	19	19	33	21.5	25
7/16" M11	FES 1	7/16"	M11	0.323	19	19	33	21.5	25
1/2" M12 M12.5	FES 1	1/2"	M12 M12.5	0.367	19	19	33	21.5	25
9/16" M14	FES 1	9/16"	M14	0.429	19	19	33	21.5	25
1/8" NPT	FES 1	1/8" NPT		0.437	19	19	33	21.5	25
5/16" M7 M8	FES 2	5/16"	M7 M8	0.318	31	31	51	35	35
3/8" M10	FES 2	3/8"	M10	0.381	31	31	51	35	35
7/16" M11	FES 2	7/16"	M11	0.323	31	31	51	35	35
1/2" M12 M12.5	FES 2	1/2"	M12 M12.5	0.367	31	31	51	35	35
9/16" M14	FES 2	9/16"	M14	0.429	31	31	51	35	35
5/8" M16	FES 2	5/8"	M16	0.48	31	31	51	35	35
11/16" M18	FES 2	11/16"	M18	0.542	31	31	51	35	35
3/4"	FES 2	3/4"		0.59	31	31	51	35	35
13/16" M20	FES 2	13/16"	M20	0.652	31	31	51	35	35
7/8" M22	FES 2	7/8"	M22	0.697	31	31	51	35	35
1/4" NPT	FES 2	1/4" NPT		0.562	31	31	51	35	35
3/8" NPT	FES 2	3/8" NPT		0.7	31	31	51	35	35
1/2" NPT	FES 2	1/2" NPT		0.687	31	31	51	35	35
13/16" M20	FES 3	13/16"	M20	0.652	48	48	73	55.5	45
7/8" M22	FES 3	7/8"	M22	0.697	48	48	73	55.5	45
15/16" M24	FES 3	15/16"	M24	0.76	48	48	73	55.5	45
1" M25	FES 3	1"	M25	0.8	48	48	73	55.5	45
1-1/8", 1-1/16" M27	FES 3	1-1/8", 1-1/16"	M27	0.896	48	48	73	55.5	45
1-1/4", 1-3/16 M30	FES 3	1-1/4", 1-3/16	M30	1.021	48	48	73	55.5	45
1-3/8", 1-5/16 M33	FES 3	1-3/8", 1-5/16	M33	1.108	48	48	73	55.5	45
1/2" NPT	FES 3	1/2" NPT		0.687	48	48	73	55.5	45
3/4" NPT	FES 3	3/4" NPT		0.906	48	48	73	55.5	45
1" NPT	FES 3	1" NPT		1.125	48	48	73	55.5	45

## Tapping Collet without Cluth 无过载保护攻丝筒夹 (公制)



Size	Collet	M	D	□	D1	D2	L1	L2
FE1 M2(2.8*2.1)	FE 1	M2	2.8	2.1	19	30	21.5	7
FE1 M3(3.5*2.7)	FE 1	M3	3.5	2.7	19	30	21.5	7
FE1 M4(5*4)	FE 1	M4	5	4	19	30	21.5	7
FE1 M4(4.5*3.4)	FE 1	M4	4.5	3.4	19	30	21.5	7
FE1 M6(6*4.9)	FE 1	M6	6	4.9	19	30	21.5	7
FE1 M8(8*6.2)	FE 1	M8	8	6.2	19	30	21.5	7
FE1 M10(10*8)	FE 1	M10	10	8	19	30	21.5	7
FE1 M10(7*5.5)	FE 1	M10	7	5.5	19	30	21.5	7
FE1 M12(9*7)	FE 1	M12	9	7	19	30	21.5	7
FE2 M8(6*4.9)	FE 2	M8	6	4.9	31	48	35	11
FE2 M8(8*6.2)	FE 2	M8	8	6.2	31	48	35	11
FE2 M10(10*8)	FE 2	M10	10	8	31	48	35	11
FE2 M10(7*5.5)	FE 2	M10	7	5.5	31	48	35	11
FE2 M12(9*7.1)	FE 2	M12	9	7.1	31	48	35	11
FE2 M14(11*9)	FE 2	M14	11	9	31	48	35	11
FE2 M16(12*9)	FE 2	M16	12	9	31	48	35	11
FE2 M18(14*11)	FE 2	M18	14	11	31	48	35	11
FE2 M20(16*12)	FE 2	M20	16	12	31	48	35	11
FE3 M14(11*9)	FE 3	M14	11	9	48	70	55.5	13.5
FE3 M16(12*9)	FE 3	M16	12	9	48	70	55.5	13.5
FE3 M18(14*11)	FE 3	M18	14	11	48	70	55.5	13.5
FE3 M20(16*12)	FE 3	M20	16	12	48	70	55.5	13.5
FE3 M24(18*14.5)	FE 3	M24	18	14.5	48	70	55.5	13.5
FE3 M27(20*16)	FE 3	M27	20	16	48	70	55.5	13.5
FE3 M30(22*18)	FE 3	M30	22	18	48	70	55.5	13.5
FE3 M33(25*20)	FE 3	M33	25	20	48	70	55.5	13.5
FE3 M36(28*22)	FE 3	M36	28	22	48	70	55.5	13.5

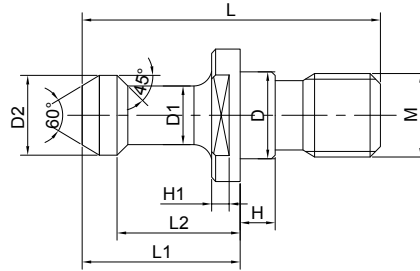
## Tapping Collet without Cluth 无过载保护攻丝筒夹 (英制)



Size	Collet	ANSI	Metric	D	□	D1	D2	L1	L2
0-6" M1.6-M3.5	FE 1	0-6"	M1.6-M3.5	0.141	0.11	19	30	21.5	7
8, 5/32 M4	FE 1	8, 5/32	M4	0.168	0.131	19	30	21.5	7
10, 3/16" M4.5 M5	FE 1	10, 3/16"	M4.5 M5	0.194	0.152	19	30	21.5	7
12, 7/32"	FE 1	12, 7/32"		0.22	0.165	19	30	21.5	7
1/4" M6 M6.3	FE 1	1/4"	M6 M6.3	0.255	0.191	19	30	21.5	7
5/16" M7 M8	FE 1	5/16"	M7 M8	0.318	0.238	19	30	21.5	7
3/8" M10	FE 1	3/8"	M10	0.381	0.286	19	30	21.5	7
7/16" M11	FE 1	7/16"	M11	0.323	0.242	19	30	21.5	7
1/2" M12 M12.5	FE 1	1/2"	M12 M12.5	0.367	0.275	19	30	21.5	7
9/16" M14	FE 1	9/16"	M14	0.429	0.322	19	30	21.5	7
1/8" NPT	FE 1	1/8" NPT	-	0.437	0.328	19	30	21.5	7
M20									
5/16" M7 M8	FE 2	5/16"	M7 M8	0.318	0.238	31	48	35	11
3/8" M10	FE 2	3/8"	M10	0.381	0.286	31	48	35	11
7/16" M11	FE 2	7/16"	M11	0.323	0.242	31	48	35	11
1/2" M12 M12.5	FE 2	1/2"	M12 M12.5	0.367	0.275	31	48	35	11
9/16" M14	FE 2	9/16"	M14	0.429	0.322	31	48	35	11
5/8" M16	FE 2	5/8"	M16	0.48	0.36	31	48	35	11
11/16" M18	FE 2	11/16"	M18	0.542	0.406	31	48	35	11
3/4"	FE 2	3/4"	-	0.59	0.442	31	48	35	11
13/16" M20	FE 2	13/16"	M20	0.652	0.489	31	48	35	11
7/8" M22	FE 2	7/8"	M22	0.697	0.523	31	48	35	11
1/4" NPT	FE 2	1/4" NPT	-	0.562	0.421	31	48	35	11
3/8" NPT	FE 2	3/8" NPT	-	0.7	0.531	31	48	35	11
1/2" NPT	FE 2	1/2" NPT	-	0.687	0.515	31	48	35	11
M20									
13/16" M20	FE 3	13/16"	M22	0.652	0.489	48	70	55.5	13.5
7/8" M22	FE 3	7/8"	M24	0.697	0.523	48	70	55.5	13.5
15/16" M24	FE 3	15/16"	M25	0.76	0.57	48	70	55.5	13.5
1" M25	FE 3	1"	M27	0.8	0.6	48	70	55.5	13.5
1-1/8", 1-1/16" M27	FE 3	1-1/8", 1-1/16"	M30	0.896	0.672	48	70	55.5	13.5
1-1/4", 1-3/16 M30	FE 3	1-1/4", 1-3/16	M33	1.021	0.766	48	70	55.5	13.5
1-3/8", 1-5/16 M33	FE 3	1-3/8", 1-5/16	-	1.108	0.831	48	70	55.5	13.5
1/2" NPT	FE 3	1/2" NPT	-	0.687	0.515	48	70	55.5	13.5
3/4" NPT	FE 3	3/4" NPT	-	0.906	0.678	48	70	55.5	13.5
1" NPT	FE 3	1" NPT	-	1.125	0.843	48	70	55.5	13.5

## BT Pull Stud

### BT 拉钉



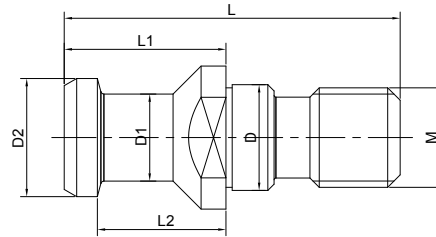
Size	D	D1	D2	M	L	L1	L2	H	H1	Ø
BT30-45	12.5	7	11	M12	43	23	18	4	3.5	45
BT30-60	12.5	7	11	M12	43	23	18	4	3.5	60
BT30-90	12.5	7	11	M12	43	23	18	4	3.5	90
BT40-45	17	10	15	M16	60	35	28	5	4	45
BT40-60	17	10	15	M16	60	35	28	5	4	60
BT40-90	17	10	15	M16	60	35	28	5	4	90
BT50-45	25	17	23	M24	85	45	35	8	8	45
BT50-60	25	17	23	M24	85	45	35	8	8	60
BT50-90	25	17	23	M24	85	45	35	8	8	90
BT30C-45	12.5	7	11	M12	43	23	18	4	3.5	45
BT30C-60	12.5	7	11	M12	43	23	18	4	3.5	60
BT30C-90	12.5	7	11	M12	43	23	18	4	3.5	90
BT40C-45	17	10	15	M16	60	35	28	5	4	45
BT40C-60	17	10	15	M16	60	35	28	5	4	60
BT40C-90	17	10	15	M16	60	35	28	5	4	90
BT50C-45	25	17	23	M24	85	45	35	8	8	45
BT50C-60	25	17	23	M24	85	45	35	8	8	60
BT50C-90	25	17	23	M24	85	45	35	8	8	90
BT30CO-45	12.5	7	11	M12	43	23	18	4	3.5	45
BT30CO-60	12.5	7	11	M12	43	23	18	4	3.5	60
BT30CO-90	12.5	7	11	M12	43	23	18	4	3.5	90
BT40CO-45	17	10	15	M16	60	35	28	5	4	45
BT40CO-60	17	10	15	M16	60	35	28	5	4	60
BT40CO-90	17	10	15	M16	60	35	28	5	4	90
BT50CO-45	25	17	23	M24	85	45	35	8	8	45
BT50CO-60	25	17	23	M24	85	45	35	8	8	60
BT50CO-90	25	17	23	M24	85	45	35	8	8	90

C: Through Hole

O: with O-Ring

Other sizes can be made by request.

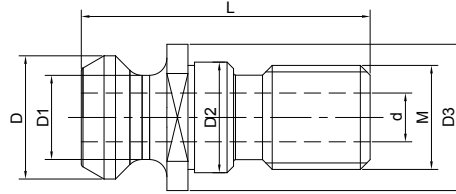
## SK Pull Stud SK 拉钉



Size	D	D1	D2	M	L	L1	L2
SK-30A	13	9	13	M12	44	24	19
SK-40A	17	14	19	M16	54	26	20
SK-50A	25	21	28	M24	74	34	25
SK-30AO	13	9	13	M12	44	24	19
SK-40AO	17	14	19	M16	54	26	20
SK-50AO	25	21	28	M24	74	34	25
SK-30B	13	9	13	M12	44	24	19
SK-40B	17	14	19	M16	54	26	20
SK-50B	25	21	28	M24	74	34	25
SK-30BO	13	9	13	M12	44	24	19
SK-40BO	17	14	19	M16	54	26	20
SK-50BO	25	21	28	M24	74	34	25

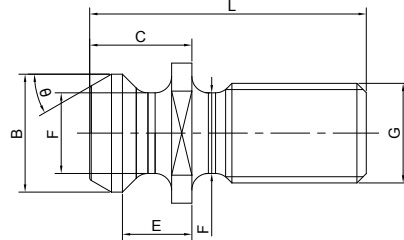
A: Through Hole, without O-Ring  
 B: Not Through Hole, with O-Ring  
 Other sizes can be made by request.

## ISO 7388 Pull Stud ISO 7388 拉钉



Size	D3	D2	D1	D	M	L	d
ISO7388-40A	23	17	14	19	M16	54	7
ISO7388-50A	38	25	21	28	M24	74	10
ISO7388-40B	22.5	17	12.95	18.95	M16	44.4	7.35
ISO7388-50B	37	25	19.6	29.1	M24	66.55	11.55

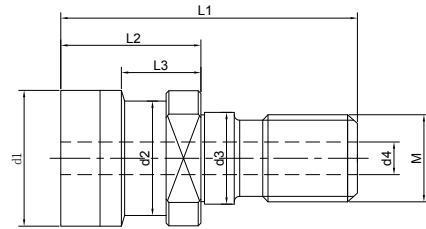
## CAT Pull Stud CAT 拉钉



Size	Type	G	$\theta$	L	B	C	E	F
CAT40-A	A	5/8"-11	45	1.5	0.74	0.64	0.44	0.49
CAT50-A	A	1"-8	45	2.3	1.14	1	0.7	0.82

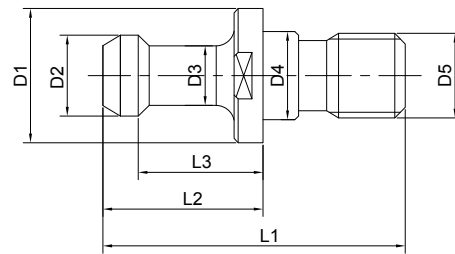
Size	Type	G	$\theta$	L	B	C	E	F
BT-CAT40-45C	B	5/8"-11	45	2.25	0.59	1.266	0.99	0.394
BT-CAT40-45C	B	5/8"-11	45	2.25	0.59	1.266	0.99	0.394
BT-CAT50-90C	B	1"-8	45	3.094	0.906	1.771	1.378	0.669
BT-CAT50-90C	B	1"-8	90	3.094	0.906	1.771	1.378	0.669

**OTT Pull Stud**  
**OTT 拉杆**



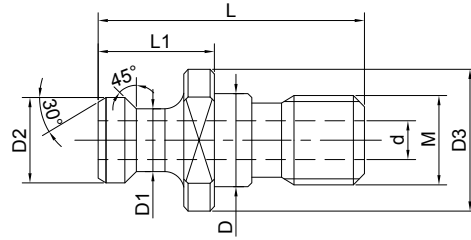
Size	M	d1	d2	d3	d4	l3	l2	l1
OTT40	M16	25	21.1	17	7	13.6	25.1	53
OTT50	M24	39.6	30.2	25	7	13.3	25.1	65.1

**ISO Pull Stud**  
**ISO 拉钉**

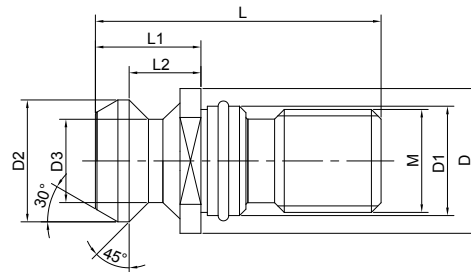


Size	L1	L2	L3	D1	D2	D3	D4	D5
ISO20	26	12	9	12	9	6	8.5	M8
ISO25	28	12	9	13	11	7	8.5	M8
ISO30	44	24	19	17	13	9	13	M12

## Mazak Pull Stud 马扎克拉钉



Size	L	L1	D2	D1	D3	D	d	M
Mazak-BT40 C	44.1	19.1	18.8	12.45	22	17	7	M16
Mazak-BT50 C	65.2	25.2	29	20.83	37	25	10	M24
Mazak-BT40 CO	44.1	19.1	18.8	12.45	22	17	7	M16
Mazak-BT50 CO	65.2	25.2	29	20.83	37	25	10	M24



Size	D	D1	D2	D3	L	L1	L2	M
Mazak-CAT40 C	22	17	18.79	12.5	41.25	16.25	11.17	M16
Mazak-CAT50 C	35.6	25	28.95	20.82	65.4	25.4	17.78	M24
Mazak-CAT40 CO	22	17	18.79	12.5	41.25	16.25	11.17	M16
Mazak-CAT50 CO	35.6	25	28.95	20.82	65.4	25.4	17.78	M24



## ER Nut

### ER 压帽



## UM

Size	D	d	L	M
ER16-UM	32	26	17.5	M22X1.5
ER20-UM	35	29	19	M25X1.5
ER25-UM	42	36	20	M32X1.5
ER32-UM	50	44	22.5	M40X1.5
ER40-UM	63	57	25.5	M50X1.5
ER50-UM	78	71	35.5	M64X2

## Hex

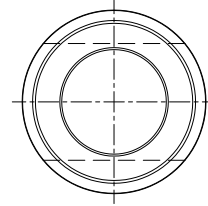
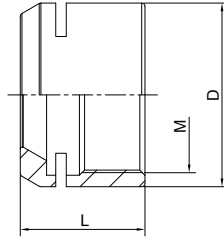
Size	D	d	L	M
ER11-A	19	17	11.3	M14X0.75
ER16-A	28	25	17.5	M22X1.5
ER20-A	34	30	19	M25X1.5

## Mini

Size	D	d	L	M
ER8-M	12	10	10	M10X0.75
ER11-M	16	12	12	M13X0.75
ER16-M	22	17.2	18	M19X1
ER20-M	28	22.5	19	M24X1
ER25-M	35	28.6	20	M30X1

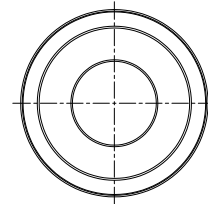
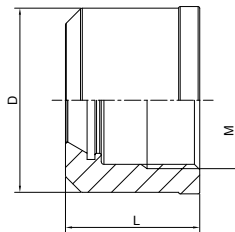
## ER Nut

### ER 压帽



### MS

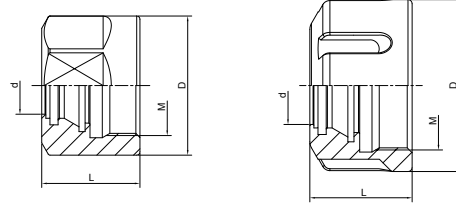
Size	D	L	M
ER11MS	16	12	M13*0.75
ER16MS	22	17	M19*1.0
ER20MS	28	19	M24*1.0
ER25MS	35	20	M30*1.0



### GER

Size	D	L	M
GER16	27	19	TM22*1.5
GER20	30	22	TM26*1.5
GER25	40	25.9	TM32*1.5
GER32	48	24.5	TM40*1.5

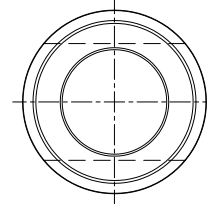
**ER Sealed Nut**  
**ERS 止水压帽**



**Sealed Nut**

Size	D	d	L	M
ERS16	32	11	22.5	M22×1.5
ERS20	34	14	24	M25×1.5
ERS25	42	19	25	M32×1.5
ERS32	50	24	27.5	M40×1.5
ERS40	63	30	30.5	M50×1.5

## Sealing Disc 止水垫圈



Size	d	D
ERS16-1	1	13
ERS16-2	2	13
ERS16-3	3	13
ERS16-4	4	13
ERS16-5	5	13
ERS16-6	6	13
ERS16-7	7	13
ERS16-8	8	13
ERS16-9	9	13
ERS16-10	10	13
ERS20-1	1	16
ERS20-2	2	16
ERS20-3	3	16
ERS20-4	4	16
ERS20-5	5	16
ERS20-6	6	16
ERS20-7	7	16
ERS20-8	8	16
ERS20-9	9	16
ERS20-10	10	16

Size	d	D
ERS20-11	11	16
ERS20-12	12	16
ERS20-13	13	16
ERS25-2	2	20.7
ERS25-3	3	20.7
ERS25-4	4	20.7
ERS25-5	5	20.7
ERS25-6	6	20.7
ERS25-7	7	20.7
ERS25-8	8	20.7
ERS25-9	9	20.7
ERS25-10	10	20.7
ERS25-11	11	20.7
ERS25-12	12	20.7
ERS25-13	13	20.7
ERS25-14	14	20.7
ERS25-15	15	20.7
ERS25-16	16	20.7
ERS32-2	2	27
ERS32-3	3	27

## Sealing Disc 止水垫圈

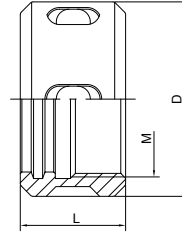


Size	d	D
ERS32-4	4	27
ERS32-5	5	27
ERS32-6	6	27
ERS32-7	7	27
ERS32-8	8	27
ERS32-9	9	27
ERS32-10	10	27
ERS32-11	11	27
ERS32-12	12	27
ERS32-13	13	27
ERS32-14	14	27
ERS32-15	15	27
ERS32-16	16	27
ERS32-17	17	27
ERS32-18	18	27
ERS32-19	19	27
ERS32-20	20	27
ERS40-3	3	33.5
ERS40-4	4	33.5
ERS40-5	5	33.5
ERS40-6	6	33.5
ERS40-7	7	33.5
ERS40-8	8	33.5

Size	d	D
ERS40-9	9	33.5
ERS40-10	10	33.5
ERS40-11	11	33.5
ERS40-12	12	33.5
ERS40-13	13	33.5
ERS40-14	14	33.5
ERS40-15	15	33.5
ERS40-16	16	33.5
ERS40-17	17	33.5
ERS40-18	18	33.5
ERS40-19	19	33.5
ERS40-20	20	33.5
ERS40-21	21	33.5
ERS40-22	22	33.5
ERS40-23	23	33.5
ERS40-24	24	33.5
ERS40-25	25	33.5
ERS40-26	26	33.5

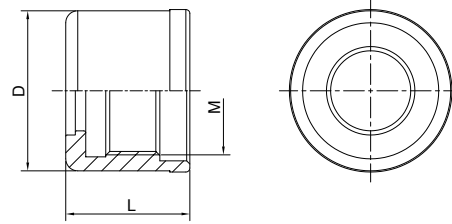
## OZ Nut

### OZ 压帽



Size	D	L	M
OZ6	18	14	M14X1.0
OZ8	26	19	M20X1.5
OZ10	30	19	M22X1.5
OZ12	35	20	M27X1.5
OZ16	43	24	M33X1.5
OZ20	50	28	M42X2.0
OZ25	60	30	M48X2.0
OZ32	72	33.5	M60X2.5
OZ40	85	37	M68X2.5
OZ50	100	43	M80X2.5

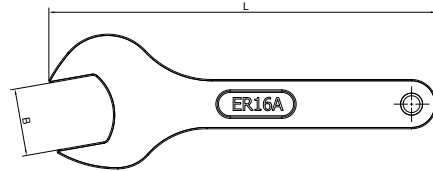
**SKS Nut**  
**SKS 无风阻压帽**



Size	D	L	M
SKS06	19.5	21	M15.5*1.0
SKS10	27.1	24	M21.5*1.0
SKS16	40	31	M32*1.5
SKS20	48	24	M40*1
SKS25	55	37	M45*1.5

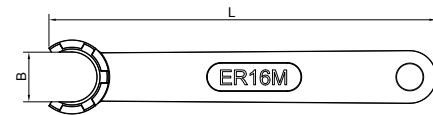
## ER Spanner

### ER 扳手



### Hex

Size	B	L	Nut
ER11-A	17	110	ER11-A
ER16-A	25	120	ER16-A
ER20-A	30	130	ER20-A

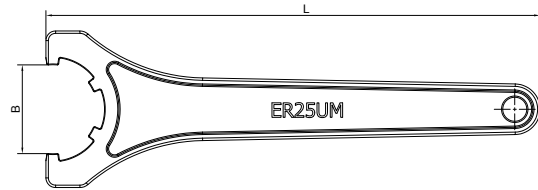


### Mini

Size	B	L	Nut
ER8-M	12.9	70	ER8-M
ER11-M	16.7	90	ER11-M
ER16-M	22.4	110	ER16-M
ER20-M	28.9	120	ER20-M
ER25-M	35.8	130	ER25-M

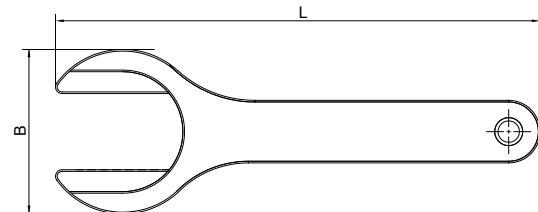


**ER Spanner**  
**ER 扳手**



**UM**

Size	B	L	Nut
ER16-UM	26	180	ER16-UM
ER20-UM	29	190	ER20-UM
ER25-UM	37	210	ER25-UM
ER32-UM	45	250	ER32-UM
ER40-UM	58	290	ER40-UM
ER50-UM	71	350	ER50-UM

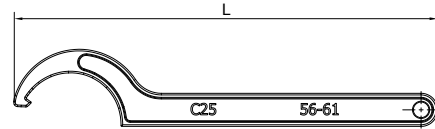


**MS**

Size	B	L
ER8MS	19	76
ER11MS	10	100
ER16MS	15	130
ER20MS	18	160
ER25MS	23	200

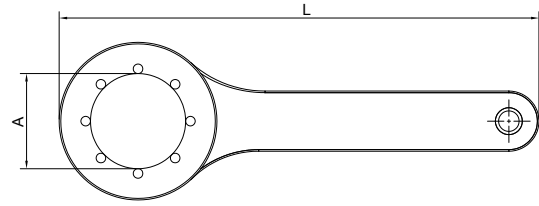
## Hook Spanner

### 勾头扳手



Size	L	Range
SC20	214	55-62
SC25	214	55-62
SC32	235	68-72
SC42	261	78-85

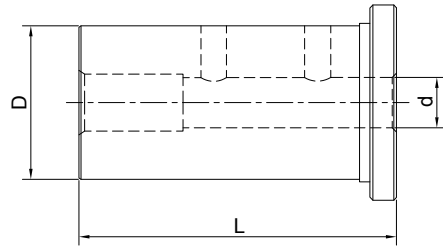
**Ball Spanner**  
滚珠扳手



Size	A	L
SKS06-C19	19	150
SKS10-C27	27	150
SKS10-C30	30	150
SKS13-C35	35	170
SKS16-C40	40	180
SKS20-C48	48	210
SKS20-C55	55	260

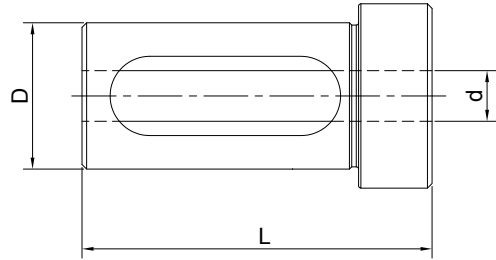
## Reduction Sleeve for Boring Bar Holder

### 镗刀减径套



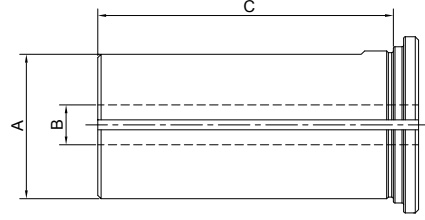
Size	d	D	L
SL25-06	6	25	46
SL25-08	8	25	46
SL25-10	10	25	46
SL25-12	12	25	46
SL32-06	6	32	56
SL32-08	8	32	56
SL32-10	10	32	56
SL32-12	12	32	56
SL40-06	6	40	71
SL40-08	8	40	71
SL40-10	10	40	71
SL40-12	12	40	71

## Reduction Sleeve for Boring Bar Holder 镗刀减径套



Size	d	D	L
SL25-16	16	25	46
SL25-20	20	25	46
SL32-16	16	32	56
SL32-20	20	32	56
SL32-25	25	32	56
SL40-16	16	40	71
SL40-20	20	40	71
SL40-25	25	40	71
SL40-32	32	40	71

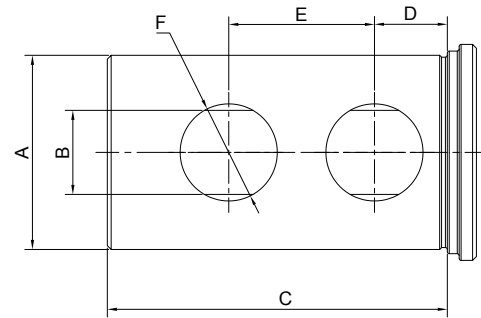
## Tool Holder Bushing B Type 车床刀套 B 型



Size	A(OD)	B(ID)	C
B 3/4"-1/4	3/4"	1/4	1-1/2
B 3/4"-5/16	3/4"	5/16	1-1/2
B 3/4"-3/8	3/4"	3/8	1-1/2
B 3/4"-1/2	3/4"	1/2	1-1/2
B 1"-5/16	1"	5/16	1-3/4
B 1"-3/8	1"	3/8	1-3/4
B 1"-1/2	1"	1/2	1-3/4
B 1"-5/8	1"	5/8	1-3/4
B 1"-3/4	1"	3/4	1-3/4
B 1-1/4"-3/8	1-1/4"	3/8	2-1/8
B 1-1/4"-1/2	1-1/4"	1/2	2-1/8
B 1-1/4"-5/8	1-1/4"	5/8	2-1/8
B 1-1/4"-3/4	1-1/4"	3/4	2-1/8
B 1-1/4"-7/8	1-1/4"	7/8	2-1/8
B 1-1/4"-1	1-1/4"	1	2-1/8
B 1-1/2"-3/8	1-1/2"	3/8	2-1/2
B 1-1/2"-1/2	1-1/2"	1/2	2-1/2
B 1-1/2"-5/8	1-1/2"	5/8	2-1/2
B 1-1/2"-3/4	1-1/2"	3/4	2-1/2
B 1-1/2"-7/8	1-1/2"	7/8	2-1/2
B 1-1/2"-1	1-1/2"	1	2-1/2
B 1-1/2"-1-1/4	1-1/2"	1-1/4	2-1/2
B 1-3/4"-1/2	1-3/4"	1/2	3
B 1-3/4"-5/8	1-3/4"	5/8	3
B 1-3/4"-3/4	1-3/4"	3/4	3
B 1-3/4"-7/8	1-3/4"	7/8	3
B 1-3/4"-1	1-3/4"	1	3
B 1-3/4"-1-1/4	1-3/4"	1-1/4	3
B 1-3/4"- 1-1/2	1-3/4"	1-1/2	3

Size	A(OD)	B(ID)	C
B 2"-1/2	2"	1/2	3-1/2
B 2"-5/8	2"	5/8	3-1/2
B 2"-3/4	2"	3/4	3-1/2
B 2"-7/8	2"	7/8	3-1/2
B 2"-1	2"	1	3-1/2
B 2"-1-1/4	2"	1-1/4	3-1/2
B 2"-1-1/2	2"	1-1/2	3-1/2
B 2"-1-3/4	2"	1-3/4	3-1/2
B 2-1/2"-1/2	2-1/2"	1/2	4
B 2-1/2"-5/8	2-1/2"	5/8	4
B 2-1/2"-3/4	2-1/2"	3/4	4
B 2-1/2"-7/8	2-1/2"	7/8	4
B 2-1/2"-1	2-1/2"	1	4
B 2-1/2"-1-1/4	2-1/2"	1-1/4	4
B 2-1/2"-1-1/2	2-1/2"	1-1/2	4
B 2-1/2"-1-3/4	2-1/2"	1-3/4	4
B 2-1/2"-2	2-1/2"	2	4
B 2-1/2"-2-1/4	2-1/2"	2-1/4	4
B 3"-1	3"	1	4-1/2
B 3"-1-1/4	3"	1-1/4	4-1/2
B 3"-1-1/2	3"	1-1/2	4-1/2
B 3"-1-3/4	3"	1-3/4	4-1/2
B 3"-2	3"	2	4-1/2
B 3"-2-1/4	3"	2-1/4	4-1/2
B 3"-2-1/2	3"	2-1/2	4-1/2
B 3-1/2"-1	3-1/2"	1	5-1/4
B 3-1/2"-1-1/4	3-1/2"	1-1/4	5-1/4
B 3-1/2"-1-1/2	3-1/2"	1-1/2	5-1/4
B 3-1/2"-1-3/4	3-1/2"	1-3/4	5-1/4
B 3-1/2"-2	3-1/2"	2	5-1/4
B 3-1/2"-2-1/4	3-1/2"	2-1/4	5-1/4
B 3-1/2"-2-1/2	3-1/2"	2-1/2	5-1/4
B 3-1/2"- 3	3-1/2"	3	5-1/4

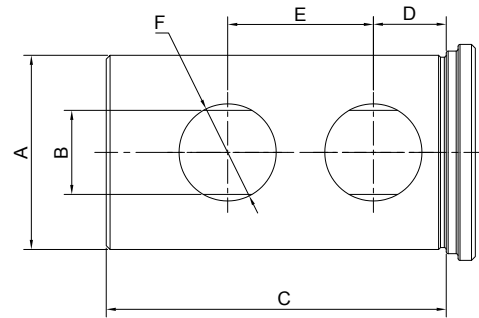
## Tool Holder Bushing J Type 车床刀套 J 型



Size	A(OD)	B(ID)	C	D	E	F	Holes No.
J 3/4"-1/4	3/4"	1/4	1-1/2	3/9	13/16	3/8	2
J 3/4"- 5/16	3/4"	5/16	1-1/2	3/9	13/16	3/8	2
J 3/4"- 3/8	3/4"	3/8	1-1/2	3/9	13/16	3/8	2
J 3/4"-1/2	3/4"	1/2	1-1/2	3/9	13/16	3/8	2
J 1"-3/8	1"	3/8	1-3/4	7/16	7/8	5/8	2
J 1"-1/2	1"	1/2	1-3/4	7/16	7/8	5/8	2
J 1"- 5/8	1"	5/8	1-3/4	7/16	7/8	5/8	2
J 1"- 3/4	1"	3/4	1-3/4	7/16	7/8	5/8	2
J 1-1/4"-3/8	1-1/4"	3/8	2-1/8	5/8	1	3/4	2
J 1-1/4"-1/2	1-1/4"	1/2	2-1/8	5/8	1	3/4	2
J 1-1/4"-5/8	1-1/4"	5/8	2-1/8	5/8	1	3/4	2
J 1-1/4"-3/4	1-1/4"	3/4	2-1/8	5/8	1	3/4	2
J 1-1/4"- 7/8	1-1/4"	7/8	2-1/8	5/8	1	3/4	2
J 1-1/4"-1	1-1/4"	1	2-1/8	5/8	1	3/4	2
J 1-1/2"-3/8	1-1/2"	3/8	2-1/2	11/16	1-1/8	7/8	2
J 1-1/2"-1/2	1-1/2"	1/2	2-1/2	11/16	1-1/8	7/8	2
J 1-1/2"- 5/8	1-1/2"	5/8	2-1/2	11/16	1-1/8	7/8	2
J 1-1/2"-3/4	1-1/2"	3/4	2-1/2	11/16	1-1/8	7/8	2
J 1-1/2"-7/8	1-1/2"	7/8	2-1/2	11/16	1-1/8	7/8	2
J 1-1/2"-1	1-1/2"	1	2-1/2	11/16	1-1/8	7/8	2
J 1-1/2"-1-1/4	1-1/2"	1-1/4	2-1/2	11/16	1-1/8	7/8	2
J 1-3/4"-1/2	1-3/4"	1/2	3	3/4	1-1/4	7/8	2
J 1-3/4"- 5/8	1-3/4"	5/8	3	3/4	1-1/4	7/8	2
J 1-3/4"-3/4	1-3/4"	3/4	3	3/4	1-1/4	7/8	2
J 1-3/4"-7/8	1-3/4"	7/8	3	3/4	1-1/4	7/8	2
J 1-3/4"-1	1-3/4"	1	3	3/4	1-1/4	7/8	2
J 1-3/4"-1-1/4	1-3/4"	1-1/4	3	3/4	1-1/4	7/8	2
J 1-3/4"- 1-1/2	1-3/4"	1-1/2	3	3/4	1-1/4	7/8	2
J 2"-1/2	2"	1/2	3-1/2	3/4	1-1/2	1	2
J 2"-5/8	2"	5/8	3-1/2	3/4	1-1/2	1	2
J 2"-3/4	2"	3/4	3-1/2	3/4	1-1/2	1	2
J 2"-7/8	2"	7/8	3-1/2	3/4	1-1/2	1	2
J 2"-1	2"	1	3-1/2	3/4	1-1/2	1	2

## Tool Holder Bushing J Type

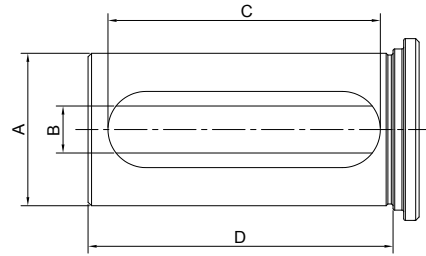
### 车床刀套 J 型



Size	A(OD)	B(ID)	C	D	E	F	Holes No.
J 2"- 1-1/4	2"	1-1/4	3-1/2	3/4	1-1/2	1	2
J 2"- 1-1/2	2"	1-1/2	3-1/2	3/4	1-1/2	1	2
J 2"-1-3/4	2"	1-3/4	3-1/2	3/4	1-1/2	1	2
J 2-1/2"-1/2	2-1/2"	1/2	4	7/8	1-3/4	1-1/4	2
J 2-1/2"-5/8	2-1/2"	5/8	4	7/8	1-3/4	1-1/4	2
J 2-1/2"-3/4	2-1/2"	3/4	4	7/8	1-3/4	1-1/4	2
J 2-1/2"-7/8	2-1/2"	7/8	4	7/8	1-3/4	1-1/4	2
J 2-1/2"-1	2-1/2"	1	4	7/8	1-3/4	1-1/4	2
J 2-1/2"-1-1/4	2-1/2"	1-1/4	4	7/8	1-3/4	1-1/4	2
J 2-1/2"-1-1/2	2-1/2"	1-1/2	4	7/8	1-3/4	1-1/4	2
J 2-1/2"-1-3/4	2-1/2"	1-3/4	4	7/8	1-3/4	1-1/4	2
J 2-1/2"-2	2-1/2"	2	4	7/8	1-3/4	1-1/4	2
J 2-1/2"-2-1/4	2-1/2"	2-1/4	4	7/8	1-3/4	1-1/4	2
J 3"-1	3"	1	4-1/2	1	2	1-1/4	4
J 3"-1-1/4	3"	1-1/4	4-1/2	1	2	1-1/4	4
J 3"-1-1/2	3"	1-1/2	4-1/2	1	2	1-1/4	4
J 3"-1-3/4	3"	1-3/4	4-1/2	1	2	1-1/4	4
J 3"- 2	3"	2	4-1/2	1	2	1-1/4	4
J 3"-2-1/4	3"	2-1/4	4-1/2	1	2	1-1/4	4
J 3"-2-1/2	3"	2-1/2	4-1/2	1	2	1-1/4	4
J 3-1/2"-1	3-1/2"	1	5-1/4	1-1/4	2-1/2	1-1/4	4
J 3-1/2"-1-1/4	3-1/2"	1-1/4	5-1/4	1-1/4	2-1/2	1-1/4	4
J 3-1/2"-1-1/2	3-1/2"	1-1/2	5-1/4	1-1/4	2-1/2	1-1/4	4
J 3-1/2"-1-3/4	3-1/2"	1-3/4	5-1/4	1-1/4	2-1/2	1-1/4	4
J 3-1/2"-2	3-1/2"	2	5-1/4	1-1/4	2-1/2	1-1/4	4
J 3-1/2"-2-1/4	3-1/2"	2-1/4	5-1/4	1-1/4	2-1/2	1-1/4	4
J 3-1/2"-2-1/2	3-1/2"	2-1/2	5-1/4	1-1/4	2-1/2	1-1/4	4
J 3-1/2"-3	3-1/2"	3	5-1/4	1-1/4	2-1/2	1-1/4	4



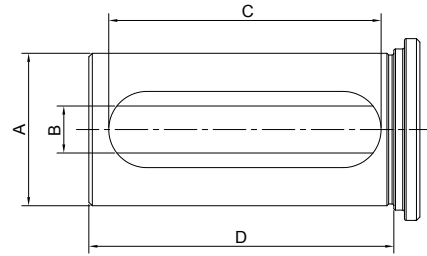
## Tool Holder Bushing C Type 车床刀套 C 型



Size	A(OD)	B(ID)	C	D	Holes No.
C 3/4"-1/4	3/4"	1/4	1-1/2	2	1
C 3/4"-5/16	3/4"	5/16	1-1/2	2	1
C 3/4"-3/8	3/4"	3/8	1-1/2	2	1
C 3/4"-1/2	3/4"	1/2	1-1/2	2	1
C 1"-1/4	1"	1/4	2-3/8	2-3/4	1
C 1"-5/16	1"	5/16	2-3/8	2-3/4	1
C 1"-3/8	1"	3/8	2-3/8	2-3/4	1
C 1"-1/2	1"	1/2	2-3/8	2-3/4	1
C 1"-5/8	1"	5/8	2-3/8	2-3/4	1
C 1"-3/4	1"	3/4	2-3/8	2-3/4	1
C 1-1/4"-3/8	1-1/4"	3/8	2-3/4	3-1/4	1
C 1-1/4"- 1/2	1-1/4"	1/2	2-3/4	3-1/4	1
C 1-1/4"-5/8	1-1/4"	5/8	2-3/4	3-1/4	1
C 1-1/4"-3/4	1-1/4"	3/4	2-3/4	3-1/4	1
C 1-1/4"- 7/8	1-1/4"	7/8	2-3/4	3-1/4	1
C 1-1/4"-1	1-1/4"	1	2-3/4	3-1/4	1
C 1-1/2"-3/8	1-1/2"	3/8	3	3-3/8	1
C 1-1/2"-1/2	1-1/2"	1/2	3	3-3/8	1
C 1-1/2"-5/8	1-1/2"	5/8	3	3-3/8	1
C 1-1/2"-3/4	1-1/2"	3/4	3	3-3/8	1
C 1-1/2"-7/8	1-1/2"	7/8	3	3-3/8	1
C 1-1/2"- 1	1-1/2"	1	3	3-3/8	1
C 1-1/2"-1-1/4	1-1/2"	1-1/4	3	3-3/8	1
C 1-3/4"-1/2	1-3/4"	1/2	3-1/8	3-1/2	1
C 1-3/4"-5/8	1-3/4"	5/8	3-1/8	3-1/2	1
C 1-3/4"-3/4	1-3/4"	3/4	3-1/8	3-1/2	1
C 1-3/4"-7/8	1-3/4"	7/8	3-1/8	3-1/2	1
C 1-3/4"-1	1-3/4"	1	3-1/8	3-1/2	1
C 1-3/4"-1-1/4	1-3/4"	1-1/4	3-1/8	3-1/2	1
C 1-3/4"-1-1/2	1-3/4"	1-1/2	3-1/8	3-1/2	1
C 2"-1/2	2"	1/2	3-5/8	4	1
C 2"-5/8	2"	5/8	3-5/8	4	1
C 2"-3/4	2"	3/4	3-5/8	4	1
C 2"-1	2"	1	3-5/8	4	1

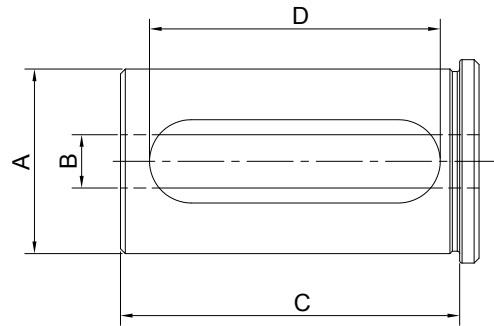
## Tool Holder Bushing C Type

### 车床刀套 C 型



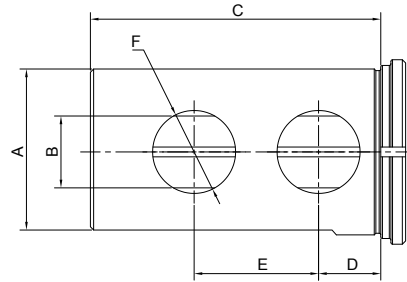
Size	A(OD)	B(ID)	C	D	Holes No.
C 2"-1-1/4	2"	1-1/4	3-5/8	4	1
C 2"- 1-1/2	2"	1-1/2	3-5/8	4	1
C 2"-1-3/4	2"	1-3/4	3-5/8	4	1
C 2-1/2"- 1/2	2-1/2"	1/2	4-1/8	4-1/2	1 or 2
C 2-1/2"- 5/8	2-1/2"	5/8	4-1/8	4-1/2	1 or 2
C 2-1/2"-3/4	2-1/2"	3/4	4-1/8	4-1/2	1 or 2
C 2-1/2"-7/8	2-1/2"	7/8	4-1/8	4-1/2	1 or 2
C 2-1/2"-1	2-1/2"	1	4-1/8	4-1/2	1 or 2
C 2-1/2"-1-1/4	2-1/2"	1-1/4	4-1/8	4-1/2	1 or 2
C 2-1/2"-1-1/2	2-1/2"	1-1/2	4-1/8	4-1/2	1 or 2
C 2-1/2"-1-3/4	2-1/2"	1-3/4	4-1/8	4-1/2	1 or 2
C 2-1/2"-2	2-1/2"	2	4-1/8	4-1/2	1 or 2
C 2-1/2"-2-1/4	2-1/2"	2-1/4	4-1/8	4-1/2	1 or 2
C 3"-1	3"	1	4-5/8	5	1 or 2
C 3"-1-1/4	3"	1-1/4	4-5/8	5	1 or 2
C 3"-1-1/2	3"	1-1/2	4-5/8	5	1 or 2
C 3"-1-3/4	3"	1-3/4	4-5/8	5	1 or 2
C 3"-2	3"	2	4-5/8	5	1 or 2
C 3"-2-1/4	3"	2-1/4	4-5/8	5	1 or 2
C 3"-2-1/2	3"	2-1/2	4-5/8	5	1 or 2
C 3-1/2"-1	3-1/2"	1	5	5-3/4	1 or 2
C 3-1/2"-1-1/4	3-1/2"	1-1/4	5	5-3/4	1 or 2
C 3-1/2"-1-1/2	3-1/2"	1-1/2	5	5-3/4	1 or 2
C 3-1/2"-1-3/4	3-1/2"	1-3/4	5	5-3/4	1 or 2
C 3-1/2"-2	3-1/2"	2	5	5-3/4	1 or 2
C 3-1/2"-2-1/4	3-1/2"	2-1/4	5	5-3/4	1 or 2
C 3-1/2"-2-1/2	3-1/2"	2-1/2	5	5-3/4	1 or 2
C 3-1/2"-3	3-1/2"	3	5	5-3/4	1 or 2

## Tool Holder Bushing CV Type 车床刀套 CV 型



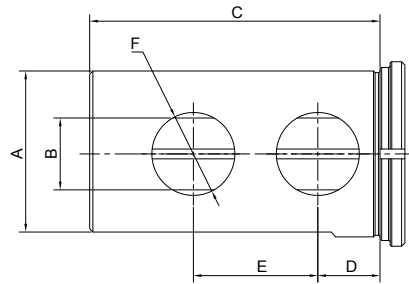
Size	A(OD)	B(ID)	C	D
CV 1-1/4"-1/4	1-1/4"	1/4	2.36(60mm)	1.97(50mm)
CV 1-1/4"-3/8	1-1/4"	3/8	2.36(60mm)	1.97(50mm)
CV 1-1/4"-1/2	1-1/4"	1/2	2.36(60mm)	1.97(50mm)
CV 1-1/4"-5/8	1-1/4"	5/8	2.36(60mm)	1.97(50mm)
CV 1-1/4"-3/4	1-1/4"	3/4	2.36(60mm)	1.97(50mm)
CV 1-1/4"-7/8	1-1/4"	7/8	2.36(60mm)	1.97(50mm)
CV 1-1/4"-1	1-1/4"	1	2.36(60mm)	1.97(50mm)
CV 1-1/2"-1/4	1-1/2"	1/4	2.76(70mm)	2.36(60mm)
CV 1-1/2"-3/8	1-1/2"	3/8	2.76(70mm)	2.36(60mm)
CV 1-1/2"-1/2	1-1/2"	1/2	2.76(70mm)	2.36(60mm)
CV 1-1/2"-5/8	1-1/2"	5/8	2.76(70mm)	2.36(60mm)
CV 1-1/2"-3/4	1-1/2"	3/4	2.76(70mm)	2.36(60mm)
CV 1-1/2"-7/8	1-1/2"	7/8	2.76(70mm)	2.36(60mm)
CV 1-1/2"-1	1-1/2"	1	2.76(70mm)	2.36(60mm)
CV 1-1/2"-1-1/4	1-1/2"	1-1/4	2.76(70mm)	2.36(60mm)

## Tool Holder Bushing DD Type 车床刀套 DD 型



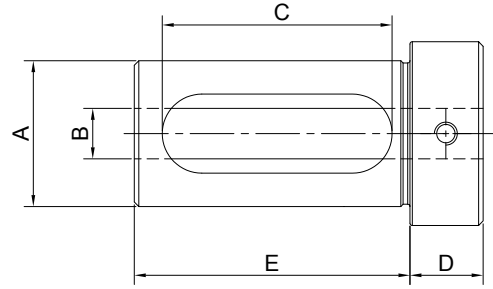
Size	A(OD)	B(ID)	C	D	E	F	Holes No.
DD 1-1/2"-3/8	1-1/2"	3/8	2-1/2	11/16	1-1/8	7/8	2
DD 1-1/2"-1/2	1-1/2"	1/2	2-1/2	11/16	1-1/8	7/8	2
DD 1-1/2"-5/8	1-1/2"	5/8	2-1/2	11/16	1-1/8	7/8	2
DD 1-1/2"-3/4	1-1/2"	3/4	2-1/2	11/16	1-1/8	7/8	2
DD 1-1/2"-7/8	1-1/2"	7/8	2-1/2	11/16	1-1/8	7/8	2
DD 1-1/2"-1	1-1/2"	1	2-1/2	11/16	1-1/8	7/8	2
DD 1-1/2"-1-1/4	1-1/2"	1-1/4	2-1/2	11/16	1-1/8	7/8	2
DD 1-3/4"-1/2	1-3/4"	1/2	3	3/4	1-1/4	7/8	2
DD 1-3/4"-5/8	1-3/4"	5/8	3	3/4	1-1/4	7/8	2
DD 1-3/4"-3/4	1-3/4"	3/4	3	3/4	1-1/4	7/8	2
DD 1-3/4"-7/8	1-3/4"	7/8	3	3/4	1-1/4	7/8	2
DD 1-3/4"-1	1-3/4"	1	3	3/4	1-1/4	7/8	2
DD 1-3/4"-1-1/4	1-3/4"	1-1/4	3	3/4	1-1/4	7/8	2
DD 1-3/4"-1-1/2	1-3/4"	1-1/2	3	3/4	1-1/4	7/8	2
DD 2"-1/2	2"	1/2	3-1/2	3/4	1-1/2	1	2
DD 2"-5/8	2"	5/8	3-1/2	3/4	1-1/2	1	2
DD 2"-3/4	2"	3/4	3-1/2	3/4	1-1/2	1	2
DD 2"-7/8	2"	7/8	3-1/2	3/4	1-1/2	1	2
DD 2"-1	2"	1	3-1/2	3/4	1-1/2	1	2
DD 2"-1-1/4	2"	1-1/4	3-1/2	3/4	1-1/2	1	2
DD 2"-1-1/2	2"	1-1/2	3-1/2	3/4	1-1/2	1	2
DD 2"-1-3/4	2"	1-3/4	3-1/2	3/4	1-1/2	1	2
DD 2-1/2"-1/2	2-1/2"	1/2	4	7/8	1-3/4	1-1/4	2
DD 2-1/2"-5/8	2-1/2"	5/8	4	7/8	1-3/4	1-1/4	2
DD 2-1/2"-3/4	2-1/2"	3/4	4	7/8	1-3/4	1-1/4	2
DD 2-1/2"-7/8	2-1/2"	7/8	4	7/8	1-3/4	1-1/4	2
DD 2-1/2"-1	2-1/2"	1	4	7/8	1-3/4	1-1/4	2
DD 2-1/2"-1-1/4	2-1/2"	1-1/4	4	7/8	1-3/4	1-1/4	2
DD 2-1/2"-1-1/2	2-1/2"	1-1/2	4	7/8	1-3/4	1-1/4	2
DD 2-1/2"-1-3/4	2-1/2"	1-3/4	4	7/8	1-3/4	1-1/4	2
DD 2-1/2"-2	2-1/2"	2	4	7/8	1-3/4	1-1/4	2
DD 2-1/2"-2-1/4	2-1/2"	2-1/4	4	7/8	1-3/4	1-1/4	2

## Tool Holder Bushing DD Type 车床刀套 DD 型



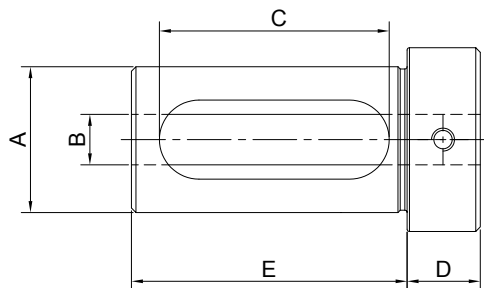
Size	A(OD)	B(ID)	C	D	E	F	Holes No.
DD 3"-1	3"	1	4-1/2	1	2	1-1/4	4
DD 3"-1-1/4	3"	1-1/4	4-1/2	1	2	1-1/4	4
DD 3"-1-1/2	3"	1-1/2	4-1/2	1	2	1-1/4	4
DD 3"-1-3/4	3"	1-3/4	4-1/2	1	2	1-1/4	4
DD 3"-2	3"	2	4-1/2	1	2	1-1/4	4
DD 3"-2-1/4	3"	2-1/4	4-1/2	1	2	1-1/4	4
DD 3"-2-1/2	3"	2-1/2	4-1/2	1	2	1-1/4	4
DD 3-1/2"-1	3-1/2"	1	5-1/4	1-1/4	2-1/2	1-1/4	4
DD 3-1/2"-1-1/4	3-1/2"	1-1/4	5-1/4	1-1/4	2-1/2	1-1/4	4
DD 3-1/2"-1-1/2	3-1/2"	1-1/2	5-1/4	1-1/4	2-1/2	1-1/4	4
DD 3-1/2"-1-3/4	3-1/2"	1-3/4	5-1/4	1-1/4	2-1/2	1-1/4	4
DD 3-1/2"-2	3-1/2"	2	5-1/4	1-1/4	2-1/2	1-1/4	4
DD 3-1/2"-2-1/4	3-1/2"	2-1/4	5-1/4	1-1/4	2-1/2	1-1/4	4
DD 3-1/2"-2-1/2	3-1/2"	2-1/2	5-1/4	1-1/4	2-1/2	1-1/4	4
DD 3-1/2"-3	3-1/2"	3	5-1/4	1-1/4	2-1/2	1-1/4	4

## Tool Holder Bushing Z Type 车床刀套 Z 型



Size	A(OD)	B(ID)	C	D	Holes No.
Z 3/4"-1/4	3/4"	1/4	2-3/8	1/2	2-1/2
Z 3/4"-5/16	3/4"	5/16	2-3/8	1/2	2-1/2
Z 3/4"-3/8	3/4"	3/8	2-3/8	1/2	2-1/2
Z 3/4"-1/2	3/4"	1/2	2-3/8	1/2	2-1/2
Z 1"-1/4	1"	1/4	2-3/8	1/2	2-3/4
Z 1"-5/16	1"	5/16	2-3/8	1/2	2-3/4
Z 1"-3/8	1"	3/8	2-3/8	1/2	2-3/4
Z 1"-1/2	1"	1/2	2-3/8	1/2	2-3/4
Z 1"-5/8	1"	5/8	2-3/8	1/2	2-3/4
Z 1"-3/4	1"	3/4	2-3/8	1/2	2-3/4
Z 1-1/4"-3/8	1-1/4"	3/8	2-5/8	5/8	3
Z 1-1/4"-1/2	1-1/4"	1/2	2-5/8	5/8	3
Z 1-1/4"-5/8	1-1/4"	5/8	2-5/8	5/8	3
Z 1-1/4"-3/4	1-1/4"	3/4	2-5/8	5/8	3
Z 1-1/4"-7/8	1-1/4"	7/8	2-5/8	5/8	3
Z 1-1/4"-1	1-1/4"	1	2-5/8	5/8	3
Z 1-1/2"-3/8	1-1/2"	3/8	2-7/8	3/4	3-1/4
Z 1-1/2"-1/2	1-1/2"	1/2	2-7/8	3/4	3-1/4
Z 1-1/2"-5/8	1-1/2"	5/8	2-7/8	3/4	3-1/4
Z 1-1/2"-3/4	1-1/2"	3/4	2-7/8	3/4	3-1/4
Z 1-1/2"-7/8	1-1/2"	7/8	2-7/8	3/4	3-1/4
Z 1-1/2"-1	1-1/2"	1	2-7/8	3/4	3-1/4
Z 1-1/2"-1-1/4	1-1/2"	1-1/4	2-7/8	3/4	3-1/4
Z 1-3/4"-1/2	1-3/4"	1/2	3-1/8	3/4	3-1/2
Z 1-3/4"-5/8	1-3/4"	5/8	3-1/8	3/4	3-1/2
Z 1-3/4"-3/4	1-3/4"	3/4	3-1/8	3/4	3-1/2
Z 1-3/4"-7/8	1-3/4"	7/8	3-1/8	3/4	3-1/2
Z 1-3/4"-1	1-3/4"	1	3-1/8	3/4	3-1/2
Z 1-3/4"-1-1/4	1-3/4"	1-1/4	3-1/8	3/4	3-1/2
Z 1-3/4"-1-1/2	1-3/4"	1-1/2	3-1/8	3/4	3-1/2
Z 2"-1/2	2"	1/2	3-1/2	3/4	3-3/4
Z 2"-5/8	2"	5/8	3-1/2	3/4	3-3/4
Z 2"-3/4	2"	3/4	3-1/2	3/4	3-3/4
Z 2"-7/8	2"	7/8	3-1/2	3/4	3-3/4


## Tool Holder Bushing Z Type 车床刀套 Z 型



Size	A(OD)	B(ID)	C	D	Holes No.
Z 2"-1	2"	1	3-1/2	3/4	3-3/4
Z 2"-1-1/4	2"	1-1/4	3-1/2	3/4	3-3/4
Z 2"-1-1/2	2"	1-1/2	3-1/2	3/4	3-3/4
Z 2"-1-3/4	2"	1-3/4	3-1/2	3/4	3-3/4
Z 2-1/2"-5/8	2-1/2"	5/8	3-7/8	3/4	4-1/4
Z 2-1/2"-3/4	2-1/2"	3/4	3-7/8	3/4	4-1/4
Z 2-1/2"-7/8	2-1/2"	7/8	3-7/8	3/4	4-1/4
Z 2-1/2"-1	2-1/2"	1	3-7/8	3/4	4-1/4
Z 2-1/2"-1-1/4	2-1/2"	1-1/4	3-7/8	3/4	4-1/4
Z 2-1/2"-1-1/2	2-1/2"	1-1/2	3-7/8	3/4	4-1/4
Z 2-1/2"-1-3/4	2-1/2"	1-3/4	3-7/8	3/4	4-1/4
Z 2-1/2"-2	2-1/2"	2	3-7/8	3/4	4-1/4
Z 2-1/2"-2-1/4	2-1/2"	2-1/4	3-7/8	3/4	4-1/4
Z 3"-1	3"	1	4-3/8	3/4	4-3/4
Z 3"-1-1/4	3"	1-1/4	4-3/8	3/4	4-3/4
Z 3"-1-1/2	3"	1-1/2	4-3/8	3/4	4-3/4
Z 3"-1-3/4	3"	1-3/4	4-3/8	3/4	4-3/4
Z 3"-2	3"	2	4-3/8	3/4	4-3/4
Z 3"-2-1/4	3"	2-1/4	4-3/8	3/4	4-3/4
Z 3"-2-1/2	3"	2-1/2	4-3/8	3/4	4-3/4
Z 3-1/2"-1-1/4	3-1/2"	1-1/4	4-7/8	1	5-1/2
Z 3-1/2"-1-1/2	3-1/2"	1-1/2	4-7/8	1	5-1/2
Z 3-1/2"-1-3/4	3-1/2"	1-3/4	4-7/8	1	5-1/2
Z 3-1/2"-2	3-1/2"	2	4-7/8	1	5-1/2
Z 3-1/2"-2-1/4	3-1/2"	2-1/4	4-7/8	1	5-1/2
Z 3-1/2"-2-1/2	3-1/2"	2-1/2	4-7/8	1	5-1/2
Z 3-1/2"-3	3-1/2"	3	4-7/8	1	5-1/2
Z 4"-1-1/2	4"	1-1/2	5-5/8	1	6-1/4
Z 4"-1-3/4	4"	1-3/4	5-5/8	1	6-1/4
Z 4"-2	4"	2	5-5/8	1	6-1/4
Z 4"-2-1/4	4"	2-1/4	5-5/8	1	6-1/4
Z 4"-2-1/2	4"	2-1/2	5-5/8	1	6-1/4
Z 4"-3	4"	3	5-5/8	1	6-1/4

## Tool Holder Locking Device

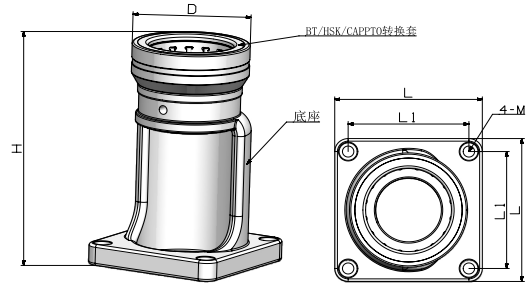
### 刀柄锁刀座



Size	Dimension (mm)	Wt (kg)
BT30	168*88*110	2.7
BT40	186*90*128	3.3
BT50	280*138*180	8.3
SK30(CAT30)	168*88*110	2.7
SK40(CAT40)	186*90*128	3.3
SK50(CAT50)	280*138*180	8.3



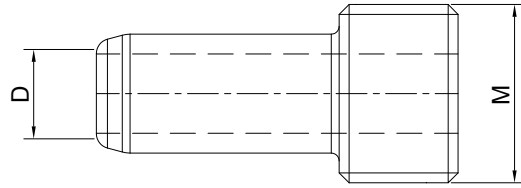
## Tool Holder Locking Device (New Type) BT\HSK\CAPPTO 刀柄用 锁刀座



Size	Tool Holder	D	H	L	L1	M
TMS40-32	HSK32, C3	76	168	110	90	M8
TMS40-40	HSK40, C4	76	168	110	90	M8
TMS40-46	BT30	76	168	110	90	M8
TMS40-50	HSK50, SK30, C5	76	168	110	90	M8
TMS40-63	HSK63, BT40, C6	87	172	110	90	M8
TMS40-63.5	CAT40	87	172	110	90	M8
TMS40-63.55	SK40	87	172	110	90	M8
TMS50-80	HSK80, C8	114	219	160	130	M8
TMS50-97.5	SK50	124	219	160	130	M8
TMS50-98.43	CAT50	124	219	160	130	M8
TMS50-100	HSK100, BT50	124	219	160	130	M8

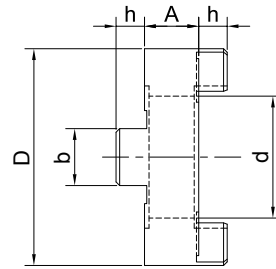
## HSK Coolant Tube

### HSK 冷却导管



Size	Tool Holder Size	D	M	L
CT32	HSK32	6	M10×1	26
CT40	HSK40	8	M12×1	29.5
CT50	HSK50	10	M16×1	33
CT63	HSK63	12	M18×1	36.5
CT80	HSK80	14	M20×1.5	40
CT100	HSK100	16	M24×1.5	44

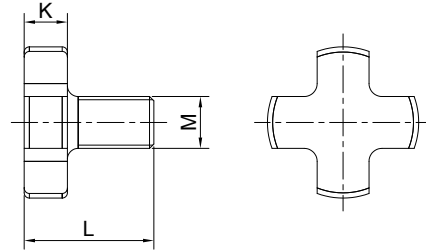
## Clutch Drive Ring 驱动环



Size	d	D	A	b	h
CDR16	16	32	10	8	5.0
CDR22	22	40	12	10	5.6
CDR27	27	48	12	12	6.3
CDR32	32	58	14	14	7.0
CDR40	40	70	14	16	8.0

## Retaining Screw

### 十字花压紧螺栓



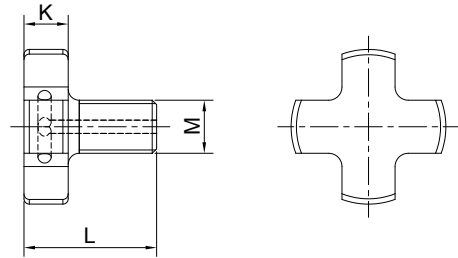
#### Metric

Size	Tool Holder Size	M	D	K	L
RS16	FMB16	M8x1.25	20	6	16
RS22	FMB22	M10x1.50	28	7	18
RS27	FMB27	M12x1.75	35	8	22
RS32	FMB32	M16x2.00	42	9	26
RS40	FMB40	M20x2.50	52	10	30
RS50	FMB50	M24x3.00	63	12	36
RS60	FMB60	M30x3.50	75	14	45

#### Inch

Size	Tool Holder Size	M	D	K	L
RS1/2"	FMA1/2"	1/4"-28UNF	0.66	0.34	0.66
RS3/4"	FMA3/4"	3/8"-24UNF	0.88	0.38	0.68
RS1"	FMA1"	1/2"-20UNF	1.19	0.38	0.81
RS1-1/4"	FMA1-1/4"	5/8"-18UNF	1.50	0.50	1.04
RS1-1/2"	FMA1-1/2"	3/4"-16UNF	1.88	0.50	1.02
RS2"	FMA2"	1"-14UNF	2.50	0.50	1.04

## 'Retaining Screw Coolant 十字花带冷却孔压紧螺栓



### Metric

Size	Tool Holder Size	M	D	K	L
RS16	FMB16	M8x1.25	20	6	16
RS22	FMB22	M10x1.50	28	7	18
RS27	FMB27	M12x1.75	35	8	22
RS32	FMB32	M16x2.00	42	9	26
RS40	FMB40	M20x2.50	52	10	30
RS50	FMB50	M24x3.00	63	12	36
RS60	FMB60	M30x3.50	75	14	45

### Inch

Size	Tool Holder Size	M	D	K	L
RS1/2"	FMA1/2"	1/4"-28UNF	0.66	0.34	0.66
RS3/4"	FMA3/4"	3/8"-24UNF	0.88	0.38	0.68
RS1"	FMA1"	1/2"-20UNF	1.19	0.38	0.81
RS1-1/4"	FMA1-1/4"	5/8"-18UNF	1.5	0.5	1.04
RS1-1/2"	FMA1-1/2"	3/4"-16UNF	1.88	0.5	1.02
RS2"	FMA2"	1"-14UNF	2.5	0.5	1.04

## Clamping Kits 58 PCS

### 58 件套组合压板



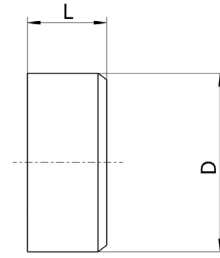
#### Metric

Size	Wt (kg)	Packing (cm)
M8*10-58 pcs	6.5kg	33*11*20
M10*12-58 pcs	7kg	33*11*20
M12*14-58 pcs	9.5kg	37*11*22
M12*16-58 pcs	10kg	37*11*22
M14*16-58 pcs	12kg	39*11*22
M14*18-58 pcs	12.5kg	39*11*22
M16*18-58 pcs	16kg	49*13*23
M16*20-58 pcs	16.5kg	49*13*23
M18*20-58 pcs	23kg	38*16*29
M20*22-58 pcs	25kg	38*16*29
M22*26-58 pcs	40kg	47*25*29

#### Inch

Size	Wt (kg)	Packing (cm)
5/16"-18*3/8"	6kg	33*11*20
3/8"-16*7/16"	7kg	33*11*20
3/8"-16*1/2"	7kg	33*11*20
3/8"-16*9/16"	7kg	33*11*20
1/2"-13-9/16"	10kg	37*11*22
1/2"-13-5/8"	10kg	37*11*22
1/2"-13-11/16"	10kg	37*11*22
5/8"-11-11/16"	16kg	39*13*23
5/8"-11-3/4"	16kg	39*13*23
5/8"-11-13/16"	16kg	39*13*23
3/4"-10*7/8"	24kg	38*16*29

## Balluff Data Carrier 巴鲁夫数据芯片



Size	D	L	Memory Type	User Data, Read/Write
BIS M-122-02/A	10	4.5	FRAM	2000 Byte
BIS C-122-04/L	10	4.5	EEPROM	511 Byte

## Tool Holder Trolley 刀具车



Size	Cabinet Size	Packing Size	Wt (kg)
BT30-36	920 x 475 x 775 mm	700 x 490 x 330 mm	30
BT40-36	920 x 475 x 775 mm	700 x 490 x 330 mm	31
BT50-24	920 x 475 x 775 mm	700 x 490 x 330 mm	32
HSK63-24	920 x 475 x 775 mm	700 x 490 x 330 mm	31



**Tool Holder Stand**  
刀架 (刀柄座)



Size	Cabinet Size	Packing Size	Wt (kg)
BT30-TS12	495 x 240 x 150 mm	525 x 270 x 180 mm	3.4
BT40-TS12	495 x 240 x 150 mm	525 x 270 x 180 mm	3.5
BT50-TS8	495 x 240 x 150 mm	525 x 270 x 180 mm	3.6
HSK63-TS8	495 x 240 x 150 mm	525 x 270 x 180 mm	3.5

## Tool Holder Cabinet 刀具柜



Size	Cabinet Size	Packing Size	Wt (kg)
BT40-TE54	650 x 405 x 1545 mm	680 x 435 x 1575 mm	53
BT40-TE54	650 x 405 x 1545 mm	680 x 435 x 1575 mm	54
BT50-TE36	650 x 405 x 1545 mm	680 x 435 x 1575 mm	55
HSK63-TE36	650 x 405 x 1545 mm	680 x 435 x 1575 mm	54

## Tool Holder Trolley (带抽屉) 刀具车



Size	Cabinet Size	Packing Size	Wt (kg)
BT30-TH54	600 x 600 x 915 mm	630 x 630 x 945 mm	63
BT40-TH54	600 x 600 x 915 mm	630 x 630 x 945 mm	64
BT50-TH36	600 x 600 x 915 mm	630 x 630 x 945 mm	65
HSK63-TH36	600 x 600 x 915 mm	630 x 630 x 945 mm	64

## Tool Holder Trolley (带抽屉) 刀具车



Size	Cabinet Size	Packing Size	Wt (kg)
BT30-TL24	600 x 600 x 915 mm	630 x 630 x 945 mm	52
BT40-TL24	600 x 600 x 915 mm	630 x 630 x 945 mm	53
BT50-TL16	600 x 600 x 915 mm	630 x 630 x 945 mm	54
HSK63-TL16	600 x 600 x 915 mm	630 x 630 x 945 mm	53

**Tool Holder Trolley  
(带抽屉) 刀具车**




Size	Cabinet Size	Packing Size	Wt (kg)
BT30-TD54	600 x 600 x 1015 mm	630 x 630 x 1045 mm	72
BT40-TD54	600 x 600 x 1015 mm	630 x 630 x 1045 mm	73
BT50-TD36	600 x 600 x 1015 mm	630 x 630 x 1045 mm	74
HSK63-TD36	600 x 600 x 1015 mm	630 x 630 x 1045 mm	73

**TOOL HOLDERS**

---

**SPECIAL**



# 非标刀具

Products can be made by Request





BRIGHT-TOOLS



可来图来样加工定制




Production equipment  
生产设备




# Detection equipment 检测设备







Main Manufacturing Procedure	主要加工步骤
• Drilling	• 钻
• Turning	• 车
• Milling	• 铣
• Grinding	• 磨
• Heat Treatment	• 热处理
• Surface Treatment	• 表面处理
• Assembling	• 组装
• Packing	• 包装



## Machining Capabilities

### CNC TURNING SERVICES SPECIFICATIONS

Machines	CNC Lathes
Runout	0.001 mm
Max Part Dia.	400 mm
Max Part Length	650 mm
Machine Fixturing	Three-jaw chuck; Four-jaw chuck

### CNC MILLING SERVICES SPECIFICATIONS

Machines	Machining Centers
Runout	0.001 mm
CNC Max Part Length	800 mm
CNC Max Part Width	500 mm
CNC Max Part Depth	500 mm

### GRINDING SERVICES SPECIFICATIONS

Machines	Cylindrical, Internal and Surface Grinding Machines
Cylindrical Grinding Machine Runout	0.001 mm
Cylindrical Grinding Max Part Dia.	200 mm
Cylindrical Grinding Max Part Length	1000 mm
Internal Grinding Machine Runout	0.001 mm
Internal Grinding Max Part Dia.	100 mm
Internal Grinding Max Part Length	500 mm
Internal Grinding Max Part Depth	150 mm
Surface Grinding Machine Runout	0.005 mm
Surface Grinding Max Part Length	400 mm
Surface Grinding Max Part Width	250 mm
Surface Grinding Max Part Height	400 mm

### SECONDARY SERVICES OFFERED

Heat Treatment	Engineers are capable of designing heat treatment cycles for Annealing, Normalizing, Hardening, tempering, carburizing, etc.
Surface Treatment	Blackening; Plating; Sandblasting, etc.

## 加工能力及范围

车削技术参数	
机器设备	数控车床
机床精度	0.001 mm
工件最大加工直径	400 mm
工件最大加工长度	650 mm
机床夹具配置	三爪; 四爪
铣削技术参数	
机器设备	加工中心
机床精度	0.001 mm
工件最大加工直径	800 mm
工件最大加工宽度	500 mm
工件最大加工深度	500 mm
磨削技术参数	
机器设备	外圆磨床; 内孔磨床; 平面磨床
外圆磨床精度	0.001 mm
外圆磨床工件最大加工直径	200 mm
外圆磨床工件最大加工长度	1000 mm
内圆磨床精度	0.001 mm
内圆磨床工件最大加工直径	100 mm
内圆磨床工件最大加工长度	500 mm
内圆磨床工件最大加工深度	150 mm
平面磨床精度	0.005 mm
平面磨床工件最大加工长度	400 mm
平面磨床工件最大加工宽度	250 mm
平面磨床工件最大加工高度	400 mm
其他服务	
热处理	工程师有能力编排热处理相关工艺, 如退火、正火、淬火、回火、调质、渗碳等。
表面处理	发黑、电镀、喷砂等等

## CNC Machining Service Procedures

CNC Machining Service Procedures	
INQUIRY	Detailed information are required for quotation as company details, drawings, order quantity, delivery time, etc.
QUOTATION	Calculate the cost and quote.
ADVANCE PAYMENT	Make PI for payment after received purchaser order.
MANUFACTURING	Redraw and assign manufacturing tasks; quality control during the whole process.
FINAL Q.C.	Final quality inspection according to C=0 AQL=4%
BALANCE PAYMENT	Balance Payment is required before shipment.
PACKING & SHIPPING	Pack and ship according to customers' requirements.
DOCUMENTS & LOGISTICS	Provide shipping documents after shipment.

## 机械加工下单流程

机械加工下单流程	
询价	客户提供公司信息、图纸、订货量、交期等信息
报价	计算成本并报价
预付款	收到订单后，做形式发票并要求支付预付款
生产	重新画图，下达生产订单；保证产品生产过程中的质量控制
终检	根据C=0 AQL=4%进行成品检测
尾款	根据形式发票要求支付尾款
包装发货	按要求包装发货
单据	发货后按要求提供清关单据



## Request Quote

Machining	
Contact Name:	
Company Name:	
Job Title:	
Address:	
City:	
State/Province:	
Zip:	
Country:	
Email:	
Phone:	
Fax:	
Drawing:	Attached by email
Inquiry Details:	

Please fill in the table above and send your inquiry to [sales@bright-tools.com](mailto:sales@bright-tools.com).  
Thank you.

## TOOL HOLDER CLEANING DEVICE 除锈机



Size	Taper	Base Unit	Brush Head	Brush Head D	Reduction Qty	Reduction Used for
TCD-30	BT/SK/CAT30	TCD-BU	TCD-30-BH	50	1	BT, CAT
TCD-40	BT/SK/CAT40	TCD-BU	TCD-40-BH	63.55	1	BT
TCD-50	BT/SK/CAT50	TCD-BU	TCD-50-BH	100	2	SK, CAT
TCD-HSK50	HSK50	TCD-BU	TCD-HSK50-BH	50	-	-
TCD-HSK63	HSK63	TCD-BU	TCD-HSK63-BH	63	-	-
TCD-HSK100	HSK100	TCD-BU	TCD-HSK100-BH	100	-	-

2023 VERSION



**BRIGHT-TOOLS**

---

Add: Chongde 5th Avenue, Dezhou, Shandong, China

Tel: +86-534-8127522; 8127533; 8127588

Web: <http://www.bright-tools.com>

Email: [sales@bright-tools.com](mailto:sales@bright-tools.com)